

NATIONAL CENTER FOR EARTHQUAKE
ENGINEERING RESEARCH

State University of New York at Buffalo

DYNAMIC INTERACTION FACTORS FOR
FLOATING PILE GROUPS

by

G. Gazetas, K. Fan, A. Kaynia and E. Kausel

Department of Civil Engineering
State University of New York at Buffalo
Buffalo, NY 14260

Technical Report NCEER-90-0021


September 10, 1990

This research was conducted at the State University of New York at Buffalo and was partially supported by the National Science Foundation under Grant No. ECE 86-07591.

NOTICE

This report was prepared by the State University of New York at Buffalo, Isfahan University of Technology and the Massachusetts Institute of Technology as a result of research sponsored by the National Center for Earthquake Engineering Research (NCEER) and the National Science Foundation. Neither NCEER, associates of NCEER, its sponsors, State University of New York at Buffalo, Isfahan University of Technology, and the Massachusetts Institute of Technology, nor any person acting on their behalf:

- a. makes any warranty, express or implied, with respect to the use of any information, apparatus, method, or process disclosed in this report or that such use may not infringe upon privately owned rights; or
- b. assumes any liabilities of whatsoever kind with respect to the use of, or the damage resulting from the use of, any information, apparatus, method or process disclosed in this report.



DYNAMIC INTERACTION FACTORS FOR FLOATING PILE GROUPS

by

G. Gazetas¹, K. Fan², A. Kaynia³ and E. Kausel⁴

September 10, 1990

Technical Report Number NCEER-90-0021

NCEER Project Number 89-3306

NSF Master Contract Number ECE 86-07591

- 1 Professor, Dept. of Civil Engineering, State University of New York at Buffalo
- 2 Graduate Student, Dept. of Civil Engineering, State University of New York at Buffalo
- 3 Associate Professor, Dept. of Civil Engineering, Isfahan University of Technology, Isfahan, Iran
- 4 Professor, Dept. of Civil Engineering, Massachusetts Institute of Technology

NATIONAL CENTER FOR EARTHQUAKE ENGINEERING RESEARCH
State University of New York at Buffalo
Red Jacket Quadrangle, Buffalo, NY 14261

PREFACE

The National Center for Earthquake Engineering Research (NCEER) is devoted to the expansion and dissemination of knowledge about earthquakes, the improvement of earthquake-resistant design, and the implementation of seismic hazard mitigation procedures to minimize loss of lives and property. The emphasis is on structures and lifelines that are found in zones of moderate to high seismicity throughout the United States.

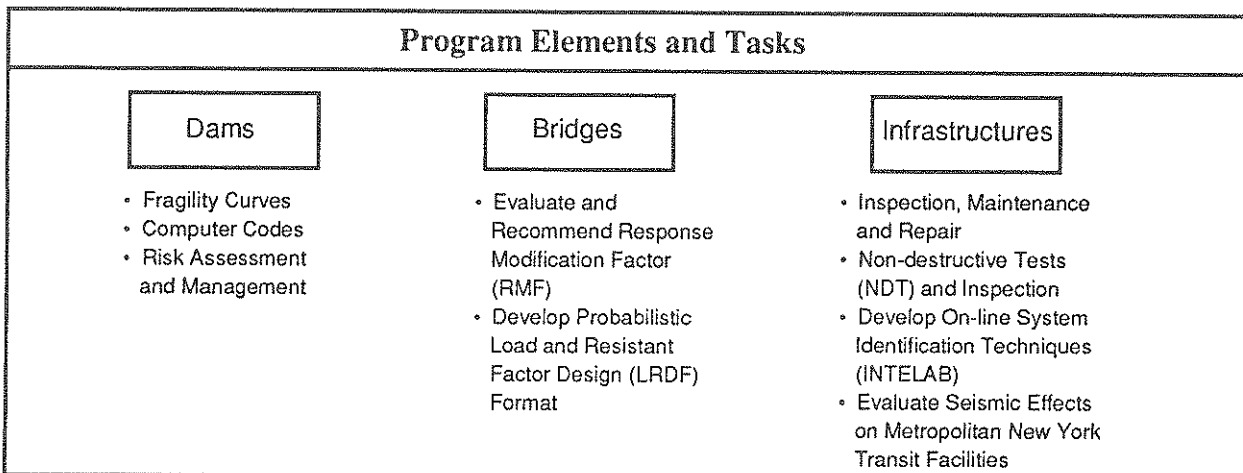
NCEER's research is being carried out in an integrated and coordinated manner following a structured program. The current research program comprises four main areas:

- Existing and New Structures
- Secondary and Protective Systems
- Lifeline Systems
- Disaster Research and Planning

This technical report pertains to Program 3, Lifeline Systems, and more specifically to the study of dams, bridges and infrastructures.

The safe and serviceable operation of lifeline systems such as gas, electricity, oil, water, communication and transportation networks, immediately after a severe earthquake, is of crucial importance to the welfare of the general public, and to the mitigation of seismic hazards upon society at large. The long-term goals of the lifeline study are to evaluate the seismic performance of lifeline systems in general, and to recommend measures for mitigating the societal risk arising from their failures.

In addition to the study of specific lifeline systems, such as water delivery and crude oil transmission systems, effort is directed toward the study of the behavior of dams, bridges and infrastructures under seismic conditions. Seismological and geotechnical issues, such as variation in seismic intensity from attenuation effects, faulting, liquefaction and spatial variability of soil properties are topics under investigation. These topics are shown in the figure below.



Many structures and bridges in earthquake prone areas are supported on piled foundations. The seismic response analyses of piled foundations can be performed by superposition of two effects: a kinematic interaction effect, involving the response of pile foundation to base excitation, and an inertial interaction effect, referring to the response of the complete pile-soil-structure system to excitation by D'Alembert forces. In this report, the authors present a comprehensive set of dimensionless graphs of complex-valued dynamic interaction factors versus frequency for vertical, horizontal, and rocking harmonic excitation. These graphs may be readily utilized in practice to perform the inertial interaction analyses in the frequency domain. Thus, this study may be seen as one step in a sequence of investigations carried out by NCEER in the field of seismic design of bridge foundations.

ABSTRACT

A comprehensive set of dimensionless graphs of complex-valued **Dynamic Interaction Factors versus Frequency** is presented for vertical, horizontal, and rocking harmonic excitations at the head of individual piles. These readily-applicable graphs have been developed with a rigorous analytical-numerical formulation for two idealized soil profiles (a homogeneous halfspace and a halfspace with modulus proportional to depth) and three pile separation distances (3, 5 and 10 pile-diameters). A wide range of values have been parametrically assigned to pile slenderness and pile-to-soil stiffness ratios. The results are discussed at length to gain valuable insight into the nature of dynamic pile-soil-pile interaction. Geotechnical and earthquake engineers can use the presented graphs exactly as they use the classical interaction factors for static deformation analysis of pile groups.

KEY WORDS: Foundation; Piles; Pile group; Dynamic analysis; Interaction factors; Vertical loading; Horizontal loading; Rocking loading; Oscillations; Harmonic vibrations; Waves.

TABLE OF CONTENTS

SECTION	TITLE	PAGE
1.	INTRODUCTION	1-1
2.	DEFINITIONS AND METHOD OF SOLUTION	2-1
3.	DIMENSIONLESS PROBLEM PARAMETERS	3-1
4.	THE GRAPHS	4-1
	4.1 General Trends	4-2
	4.2 Vertical Interaction Factors	4-3
	4.3 Lateral Interaction Factors	4-3
5.	CONCLUSION	5-1
6.	REFERENCES	6-1

LIST OF FIGURES

FIGURE	TITLE	PAGE
2-1	Sketch of the System Studied	2-3
4-1	Vertical Interaction Factors for Relatively-Compressible Piles in Homogeneous Soil ($E_p/E_s=1000$, $L/d=20$, $\rho_s/\rho_p=0.7$, $\beta=0.05$ and $\nu_s=0.4$)	4-9
4-2	Vertical Interaction Factors for Relatively-Rigid Piles in Homogeneous Soil ($E_p/E_s=10000$, $L/d=20$, $\rho_s/\rho_p=0.7$, $\beta=0.05$ and $\nu_s=0.4$)	4-10
4-3	Vertical Interaction Factors for Relatively-Compressible Piles in Nonhomogeneous Soil ($E_p/E_s(L)=500$, $L/d=20$, $\rho_s/\rho_p=0.7$, $\beta=0.05$ and $\nu_s=0.4$)	4-11
4-4	Vertical Interaction Factors for Relatively-Rigid Piles in Nonhomogeneous Soil ($E_p/E_s(L)=5000$, $L/d=20$, $\rho_s/\rho_p=0.7$, $\beta=0.05$ and $\nu_s=0.4$)	4-12
4-5	Effect of L/d on Vertical Interaction Factors for Relatively-Compressible Piles in Homogeneous Soil ($E_p/E_s=1000$, $s/d=5$, $\rho_s/\rho_p=0.7$, $\beta=0.05$ and $\nu_s=0.4$)	4-13
4-6	Effect of L/d on Vertical Interaction Factors for Relatively-Rigid Piles in Homogeneous Soil ($E_p/E_s=10000$, $s/d=5$, $\rho_s/\rho_p=0.7$, $\beta=0.05$ and $\nu_s=0.4$)	4-14
4-7	Effect of L/d on Vertical Interaction Factors for Relatively-Compressible Piles in Nonhomogeneous Soil ($E_p/E_s(L)=500$, $s/d=5$, $\rho_s/\rho_p=0.7$, $\beta=0.05$ and $\nu_s=0.4$)	4-15
4-8	Effect of L/d on Vertical Interaction Factors for Relatively-Rigid Piles in Non-homogeneous Soil ($E_p/E_s(L)=5000$, $s/d=5$, $\rho_s/\rho_p=0.7$, $\beta=0.05$ and $\nu_s=0.4$)	4-16
4-9	Effect of E_p/E_s on Vertical Interaction Factors for Piles in Homogeneous Soil ($L/d=20$, $s/d=5$, $\rho_s/\rho_p=0.7$, $\beta=0.05$ and $\nu_s=0.4$)	4-17

LIST OF FIGURES (continued)

FIGURE	TITLE	PAGE
4-10	Effect of $E_p/E_s(L)$ on Vertical Interaction Factors for Piles in Nonhomogeneous Soil ($L/d=20$, $s/d=5$, $\rho_s/\rho_s=0.7$, $\beta=0.05$ and $\nu_s=0.4$)	4-18
4-11	Horizontal Interaction Factors for Relatively-Compressible Piles in Homogeneous Soil ($E_p/E_s=1000$, $L/d=20$, $\rho_s/\rho_s=0.7$, $\beta=0.05$ and $\nu_s=0.4$) $\theta=0^\circ$	4-19
4-12	Horizontal Interaction Factors for Relatively-Compressible Piles in Homogeneous Soil ($E_p/E_s=1000$, $L/d=20$, $\rho_s/\rho_s=0.7$, $\beta=0.05$ and $\nu_s=0.4$) $\theta=90^\circ$	4-20
4-13	Horizontal Interaction Factors for Relatively-Rigid Piles in Homogeneous Soil ($E_p/E_s=10000$, $L/d=20$, $\rho_s/\rho_s=0.7$, $\beta=0.05$ and $\nu_s=0.4$) $\theta=0^\circ$	4-21
4-14	Horizontal Interaction Factors for Relatively-Rigid Piles in Homogeneous Soil ($E_p/E_s=10000$, $L/d=20$, $\rho_s/\rho_s=0.7$, $\beta=0.05$ and $\nu_s=0.4$) $\theta=90^\circ$	4-22
4-15	Horizontal Interaction Factors for Relatively-Compressible Piles in Nonhomogeneous Soil ($E_p/E_s(L)=500$, $L/d=20$, $\rho_s/\rho_s=0.7$, $\beta=0.05$ and $\nu_s=0.4$) $\theta=0^\circ$.	4-23
4-16	Horizontal Interaction Factors for Relatively-Compressible Piles in Nonhomogeneous Soil ($E_p/E_s(L)=500$, $L/d=20$, $\rho_s/\rho_s=0.7$, $\beta=0.05$ and $\nu_s=0.4$) $\theta=90^\circ$	4-24
4-17	Horizontal Interaction Factors for Relative-Rigid Piles in Nonhomogeneous Soil ($E_p/E_s(L)=5000$, $L/d=20$, $\rho_s/\rho_s=0.7$, $\beta=0.05$ and $\nu_s=0.4$) $\theta=0^\circ$	4-25
4-18	Horizontal Interaction Factors for Relative-Rigid Piles in Nonhomogeneous Soil ($E_p/E_s(L)=5000$, $L/d=20$, $\rho_s/\rho_s=0.7$, $\beta=0.05$ and $\nu_s=0.4$) $\theta=90^\circ$	4-26
4-19	Effect of L/d on Horizontal Interaction Factors for Relatively-Compressible Piles in Homogeneous Soil ($E_p/E_s=1000$, $s/d=5$, $\rho_s/\rho_s=0.7$, $\beta=0.05$ and $\nu_s=0.4$) $\theta=0^\circ$	4-27

LIST OF FIGURES (continued)

FIGURE	TITLE	PAGE
4-20	Effect of L/d on Horizontal Interaction Factors for Relatively-Compressible Piles in Homogeneous Soil ($E_p/E_s = 1000$, $s/d=5$, $\rho_s/\rho_p=0.7$, $\beta=0.05$ and $\nu_s=0.4$) $\theta=90^\circ$	4-28
4-21	Effect of L/d on Horizontal Interaction Factors for Relatively-Rigid Piles in Homogeneous Soil ($E_p/E_s = 10000$, $s/d=5$, $\rho_s/\rho_p=0.7$, $\beta=0.05$ and $\nu_s=0.4$) $\theta=0^\circ$	4-29
4-22	Effect of L/d on Horizontal Interaction Factors for Relatively-Rigid Piles in Homogeneous Soil ($E_p/E_s = 10000$, $s/d=5$, $\rho_s/\rho_p=0.7$, $\beta=0.05$ and $\nu_s=0.4$) $\theta=90^\circ$	4-30
4-23	Effect of L/d on Horizontal Interaction Factors for Relatively-Compressible Piles in Nonhomogeneous Soil ($E_p/E_s(L)=500$, $s/d=5$, $\rho_s/\rho_p=0.7$, $\beta=0.05$ and $\nu_s=0.4$) $\theta=0^\circ$	4-31
4-24	Effect of L/d on Horizontal Interaction Factors for Relatively-Compressible Piles in Nonhomogeneous Soil ($E_p/E_s(L)=5000$, $s/d=5$, $\rho_s/\rho_p=0.7$, $\beta=0.05$ and $\nu_s=0.4$) $\theta=90^\circ$	4-32
4-25	Effect of L/d on Horizontal Interaction Factors for Relatively-Rigid Piles in Nonhomogeneous Soil ($E_p/E_s(L)=5000$, $s/d=5$, $\rho_s/\rho_p=0.7$, $\beta=0.05$ and $\nu_s=0.4$) $\theta=0^\circ$	4-33
4-26	Effect of L/d on Horizontal Interaction Factors for Relatively-Rigid Piles in Nonhomogeneous Soil ($E_p/E_s(L)=5000$, $s/d=5$, $\rho_s/\rho_p=0.7$, $\beta=0.05$ and $\nu_s=0.4$) $\theta=90^\circ$	4-34
4-27	Effect of E_p/E_s on Horizontal Interaction Factors for Piles in Homogeneous Soil ($L/d=20$, $s/d=5$, $\rho_s/\rho_p=0.7$, $\beta=0.05$ and $\nu_s=0.4$) $\theta=0^\circ$	4-35
4-28	Effect of E_p/E_s on Horizontal Interaction Factors in Homogeneous Soil ($L/d=20$, $s/d=5$, $\rho_s/\rho_p=0.7$, $\beta=0.05$ and $\nu_s=0.4$) $\theta=90^\circ$	4-36
4-29	Effect of E_p/E_s on Horizontal Interaction Factors for Piles in Nonhomogeneous Soil ($L/d=20$, $s/d=5$, $\rho_s/\rho_p=0.7$, $\beta=0.05$ and $\nu_s=0.4$) $\theta=0^\circ$	4-37

LIST OF FIGURES (continued)

FIGURE	TITLE	PAGE
4-30	Effect of E_p/E_s on Horizontal Interaction Factors for Piles in Nonhomogeneous Soil ($L/d=20$, $s/d=5$, $\rho_s/\rho_p=0.7$, $\beta=0.05$ and $\nu_s=0.4$) $\theta=90^\circ$	4-38
4-31	Coupling Interaction Factors for Relatively-Compressible Piles in Homogeneous Soil ($E_p/E_s=1000$, $L/d=20$, $\rho_s/\rho_p=0.7$, $\beta=0.05$ and $\nu_s=0.4$) $\theta=0^\circ$	4-39
4-32	Coupling Interaction Factors for Relatively-Compressible Piles in Homogeneous Soil ($E_p/E_s=1000$, $L/d=20$, $\rho_s/\rho_p=0.7$, $\beta=0.05$ and $\nu_s=0.4$) $\theta=90^\circ$	4-40
4-33	Coupling Interaction Factors for Relatively-Rigid Piles in Homogeneous Soil ($E_p/E_s=10000$, $L/d=20$, $\rho_s/\rho_p=0.7$, $\beta=0.05$ and $\nu_s=0.4$) $\theta=0^\circ$	4-41
4-34	Coupling Interaction Factors for Relatively-Rigid Piles in Homogeneous Soil ($E_p/E_s=10000$, $L/d=20$, $\rho_s/\rho_p=0.7$, $\beta=0.05$ and $\nu_s=0.4$) $\theta=90^\circ$	4-42
4-35	Coupling Interaction Factors for Relatively-Compressible Piles in Nonhomogeneous Soil ($E_p/E_s=(L)500$, $L/d=20$, $\rho_s/\rho_p=0.7$, $\beta=0.05$ and $\nu_s=0.4$) $\theta=0^\circ$	4-43
4-36	Coupling Interaction Factors for Relatively-Compressible Piles in Nonhomogeneous Soil ($E_p/E_s(L)=500$, $L/d=20$, $\rho_s/\rho_p=0.7$, $\beta=0.05$ and $\nu_s=0.4$) $\theta=90^\circ$	4-44
4-37	Coupling Interaction Factors for Relatively-Rigid Piles in Nonhomogeneous Soil ($E_p/E_s(L)=5000$, $L/d=20$, $\rho_s/\rho_p=0.7$, $\beta=0.05$ and $\nu_s=0.4$) $\theta=0^\circ$	4-45
4-38	Coupling Interaction Factors for Relatively-Rigid Piles in Nonhomogeneous Soil ($E_p/E_s(L)=5000$, $L/d=20$, $\rho_s/\rho_p=0.7$, $\beta=0.05$ and $\nu_s=0.4$) $\theta=90^\circ$	4-46
4-39	Rotational Interaction Factors for Relatively-Rigid Piles in Homogeneous Soil ($E_p/E_s=10000$, $L/d=20$, $\rho_s/\rho_p=0.7$, $\beta=0.05$ and $\nu_s=0.4$) $\theta=0^\circ$	4-47

LIST OF FIGURES (continued)

FIGURE	TITLE	PAGE
4-40	Rotational Interaction Factors for Relatively-Rigid Piles in Homogeneous Soil ($E_p/E_s=10000$, $L/d=20$, $\rho_s/\rho_p=0.7$, $\beta=0.05$ and $\nu_s=0.4$) $\theta=90^\circ$	4-48
4-41	Rotational Interaction Factors for Relatively-Rigid Piles in Nonhomogeneous Soil ($E_p/E_s(L=5000)$, $L/d=20$, $\rho_s/\rho_p=0.7$, $\beta=0.05$ and $\nu_s=0.4$) $\theta=0^\circ$	4-49
4-42	Rotational Interaction Factors for Relatively-Rigid Piles in Nonhomogeneous Soil ($E_p/E_s(L)=5000$, $L/d=20$, $\rho_s/\rho_p=0.7$, $\beta=0.05$ and $\nu_s=0.4$) $\theta=90^\circ$	4-50
4-43	Effect of Poisson's Ratio ν_s on Horizontal Interaction Factors for Relatively-Compressible Piles in Homogeneous Soil ($E_p/E_s=1000$, $L/d=20$, $s/d=5$, $\beta=0.05$ and $\rho_s/\rho_p=0.7$)	4-51
4-44	Effect of Mass Density Ratio ρ_s/ρ_p on Horizontal Interaction Factors for Relatively-Compressible Piles in Homogeneous Soil ($E_p/E_s=1000$, $L/d=20$, $s/d=5$, $\beta=0.05$ and $\nu=0.4$)	4-52
4-45	Effect of Mass Density Ratio ρ_s/ρ_p on Vertical Interaction Factors for Relatively-Compressible Piles in Homogeneous Soil ($E_p/E_s=1000$, $L/d=20$, $s/d=5$, $\beta=0.05$ and $\nu=0.4$)	4-53

SECTION 1
INTRODUCTION

Under static working loads, the displacements of a pile increase if the pile is located within the deformation field of a neighboring pile. For a pile group, this leads to an interaction between individual piles, the consequences of which are: (i) the overall stiffness of the group is smaller than the sum of the individual-pile stiffnesses, and (ii) the sharing among individual piles of the load applied at the pile cap is generally uneven, with the corner piles loaded the most and center piles loaded the least.

In current geotechnical practice, when the displacement of a pile group is of interest, such pile-soil-pile interaction effects are often assessed through the use of interaction factors, by superimposing the effects of two piles at a time (Poulos 1971). An interaction factor, α , is defined as the fractional increase in deformation (that is, deflection or rotation) at the head of a pile due to the presence of a similarly loaded adjacent pile. Thus, if the stiffness of a single (solitary) pile under a given type of loading is $K^{(1)}$, then a load P will produce a deformation $u = P/K^{(1)}$. If two identical piles are each subjected to a load P , then each one will deform by an amount, u , given

$$u = \frac{P}{K^{(1)}} (1 + \alpha) \quad (1.1)$$

The value of α depends on the type of loading (axial or lateral), the spacing of the two piles, and the soil and pile material and geometric properties.

The popularity of this superposition method stems from the availability (in published form) of fairly complete sets of

static interaction factors, developed by recourse to integral equation and finite-element formulations (Poulos, 1986, 1971; Butterfield & Banerjee, 1971; Poulos & Davis, 1980), and to simple physically-sound approximations (Randolph & Wroth, 1979).

Unfortunately, the static interaction factors are not applicable to the dynamic analysis of pile groups, except perhaps at very low frequencies of oscillation. Indeed, dynamic studies of pile groups (Wolf & Von Arx, 1978; Waas & Hartmann, 1981; Kaynia & Kausel, 1982; Sheta & Novak, 1982; Nogami, 1983; Kagawa, 1983; Tyson & Kausel, 1983; Roesset, 1984; Dobry & Gazetas, 1988) have demonstrated that the dynamic response of pile groups may differ substantially from their static response, in that the dynamic group efficiency exhibits a strong sensitivity to frequency and may attain values well above unity. Nevertheless, Kaynia & Kausel (1982) have shown that even for dynamic loads Poulos' superposition procedure remains an excellent engineering approximation, provided that **dynamic** interaction factors are used for each frequency of interest. Today, despite the significant progress in understanding dynamic pile group behavior, only a very limited number of dynamic interaction factors have been published in a form readily accessible to practicing geotechnical and earthquake engineers. In response to this apparent need, a comprehensive set of dimensionless graphs of dynamic interaction factors have been developed and are presented in this report as functions of frequency for a practically sufficient range of key material and geometric parameters. These graphs may be readily utilized in practice to obtain realistic estimates of the dynamic response of floating pile groups for soil deposits that could be modeled either as a homogeneous deep stratum, or a deposit with stiffness proportional to depth.

SECTION 2
DEFINITIONS AND METHOD OF SOLUTION

Figure 2-1 sketches the system studied: two identical vertical free-head piles, floating in a halfspace with Young's modulus either constant, E_s , or proportional to depth, $E_s(z) = E_s(L) z/L$. The piles, of diameter d and length L , are considered to be linear elastic beams with constant Young's modulus, E_p , and mass density, ρ_p . The soil is assumed to be a linear hysteretic continuum with constant Poisson's ratio ν_s , constant material density ρ_s , and constant hysteretic damping β_s . Unless otherwise noted, the following typical values were assigned to these three parameters: $\nu_s = 0.40$, $\beta_s = 0.05$, $\rho_s = 0.70 \rho_p$. However, the values of: $\rho_s = 1.2 \rho_p$, typical of hollow cylindrical piles, and $\nu_s = 0.48$, typical for saturated clays, are also given consideration. Finally, s denotes the axis-to-axis spacing of the piles and θ their angle of "departure", i.e. the angle between the line joining the pile centers and the direction of loading (Fig. 2-1).

For two such piles, a frequency dependent dynamic interaction factor, $\alpha = \alpha(\omega)$, is defined as:

$$\alpha = \frac{\text{dynamic displacement of pile 2 caused by pile 1}}{\text{static displacement of solitary pile 1 due to its own load}} \quad (2.1)$$

in which displacement means translation or rotation. Five different types of dynamic interaction factors are provided in this report, depending on the loading at the pile head and the type of deformation:

- α_v : interaction factor for vertical deflection under vertical loading
- α_{uH} : interaction factor for horizontal deflection of free-headed piles under horizontal force loading
- $\alpha_{\phi M}$: interaction factor for rotation of free-headed piles under moment loading
- $\alpha_{uM} = \alpha_{\phi H}$: interaction factors for horizontal deflection due to moment, or for rotation due to horizontal force of free headed piles.

The results presented in the form of graphs of dynamic interaction factors were obtained with a rigorous analytical-numerical formulation developed by Kaynia & Kausel (1982) for dynamic analysis of pile groups in a layered halfspace. In addition, the simplified analytical method of Dobry & Gazetas (1988) and Gazetas & Makris (1990) was utilized in selecting suitable dimensionless problem parameters, in assessing the effects of some of these parameters, and in explaining certain trends observed in the rigorous results.

The Kaynia & Kausel (1982) formulation is in essence a boundary-integral type method in which the Green's Functions, defining the displacement fields due to uniform barrel and disk loads associated with pile-soil interface tractions, are computed by solving the wave equations through Fourier and Hankel transformations (Kausel, 1981). These functions yield the dynamic soil flexibility matrix which is combined with the analytically-derived pile flexibility matrix, while compatibility of deformations at the pile-soil interface is enforced.

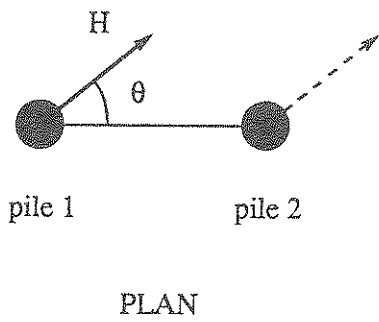
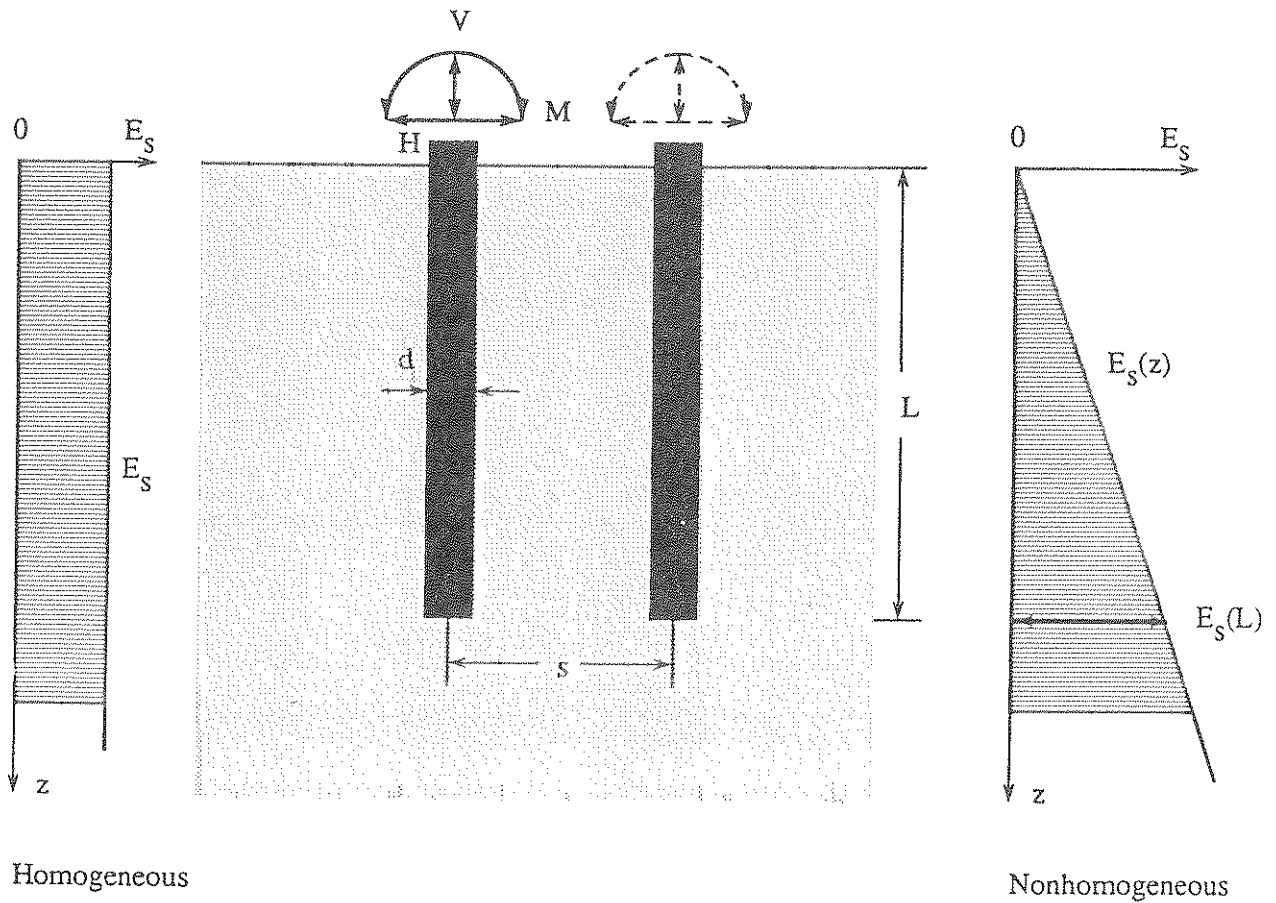


Fig.2-1 Sketch of the System Studied

SECTION 3

DIMENSIONLESS PROBLEM PARAMETERS

The two key dimensionless parameters that have been shown in the literature to largely control the value of all interaction factors are:

- the frequency factor

$$a_0 = \frac{\omega d}{V_s^*} \quad (3.1)$$

where V_s^* a characteristic value of the soil S-wave velocity profile (in this report V_s^* is taken equal to V_s for the homogeneous and to $V_s(L)$ for the inhomogeneous profiles), and

- The pile spacing to diameter ratio (hereafter called spacing ratio) s/d .

The curves of the interaction factors as functions of the above frequency factor, i.e., $\alpha = \alpha(a_0)$, exhibit peaks and troughs occurring at different locations for different values of the spacing ratio, s/d (e.g. Kaynia & Kausel, 1982). It becomes clearer when an alternative frequency parameter,

$$b_0 = a_0 \frac{s}{d} = \frac{\omega s}{V_s^*} \quad (3.2)$$

is used in place of a_0 . Indeed, according to the aforementioned simplified method of Dobry & Gazetas (1988) as a first approximation, interaction factors take the form:

$$\alpha \sim \left(\frac{s}{d}\right)^{-1/2} \exp(-\beta_s \omega s/V) \cdot \exp(-i \omega s/V) \quad (3.3)$$

where $i = \sqrt{-1}$ and V is equal to, or a multiple of, V_s^* , depending on the mode of deformation and the type of soil profile. The first two terms in Eq. 3.3 constitute the amplitude, while the last term controls the undulations with frequency of the interaction factor. It is evident that the amplitude, $|\alpha|$, decreases with increasing spacing ratio, s/d , and with increasing soil hysteretic damping, β_s , and frequency parameter, b_o . On the other hand, the fluctuations of α with frequency depend solely on the frequency parameter, b_o . Hence, the graphs in this report are in the form $\alpha = \alpha(b_o)$.

The third most important problem parameter appears to be the angle of "departure", θ , for the lateral interaction factors. Following Poulos (1971) and Kausel & Kaynia (1982), results are presented here only for $\theta = 0^\circ$ and $\theta = 90^\circ$. For any other angle, the interaction factors can be obtained with sufficient accuracy from the following relationship:

$$\alpha(\theta^\circ) \approx \alpha(0^\circ) \cos^2\theta + \alpha(90^\circ) \sin^2\theta \quad (3.4)$$

The vertical interaction factor is dependent of θ , due to symmetry.

The two other parameters that have been found to have an influence (although rather secondary, for practical purposes) on the interaction factors are:

- the ratio of the "effective" pile modulus to soil Young's modulus

$$\frac{E_p}{E_s} \quad \text{or} \quad \frac{E_p}{E_s(L)}$$

for the homogeneous or inhomogeneous profiles of Fig. 2-1, and

- the pile slenderness ratio L/d .

Note that the presented graphs, although derived for circular piles of solid cross-section with diameter d , can also be used for pipe piles and concrete-filled steel pipe piles (Gazetas & Dobry, 1984). To this end, an appropriate "effective" modulus, E_p , is chosen such that:

$$E_p = \frac{(EA)_p}{\pi r_o^2} \quad \text{for axial deformations,}$$

or

$$E_p = \frac{(EI)_p}{\pi r_o^4 / 4} \quad \text{for lateral deformations} \quad (3.5)$$

where: $(EA)_p$ and $(EI)_p$ are the axial and bending rigidities of the actual pile section. [For example, for a steel pipe pile: $(EA)_p = E_{\text{steel}} (\pi r_o^2 - \pi r_i^2)$ and $(EI)_p = E_{\text{steel}} (\pi r_o^4 - \pi r_i^4) / 4$; $r_o = d/2 =$ external radius and $r_i =$ internal radius of the pipe.]

SECTION 4

THE GRAPHS

Figures 4-1 to 4-45 portray the real and imaginary parts of the complex-valued dynamic interaction factors as functions of frequency, in the following dimensionless parametric form:

$$\begin{aligned}\alpha &= \text{Real}(\alpha) + i \cdot \text{Imaginary}(\alpha) \\ &= \alpha(b_0; s/d, \theta^0, E_p/E_s \text{ or } E_p/E_s(L), L/d, \rho_s/\rho_p, \nu_s) \quad (4.1)\end{aligned}$$

Table 4-1 explains the organization of the graphs and reveals the considered ranges of problem parameters. Note that b_0 is given values up to 5 which would be sufficiently high for most applications, even when pile spacing equals 10.

The following characteristic trends are worthy of note in the graphs of Figs. 4-1 through 4-45.

4.1 General Trends

1. Dynamic interaction factors are quite different from the respective static interaction factors, to which they converge only at zero frequency. It is apparent that use of static interaction factors in estimating the dynamic response of pile groups must be avoided as it would, in general, worsen rather than improve the prediction.

2. While static interaction factors are invariably positive numbers smaller than unity, the dynamic factors are complex with real and imaginary parts, $\text{Re}(\alpha)$ and $\text{Im}(\alpha)$, that fluctuate with frequency, achieving positive and negative values. As the aforementioned simplified method (Eq. 3.3) had anticipated, this frequency dependence of α is indeed almost entirely controlled by the frequency parameter b_0 . Of particular significance for the response of pile groups are the negative values of $\text{Re}(\alpha)$. Such values arise whenever waves originating from pile "1" with a

certain phase arrive at a neighboring pile "2" in exactly opposite phase, thereby inducing displacements v_{12} which are opposite to the displacements v_{22} due to this pile's own load. As a consequence, in a pile group loaded, e.g., through a rigid cap, a larger force must be applied onto pile "2" to enforce a certain displacement amplitude; hence, the dynamic stiffness of the group increases and may achieve values well above the sum of the individual stiffness of each pile ("efficiency" greater than unity, in established geotechnical terminology).

3. The soil Poisson's ratio, ν_s , and the soil-to-pile mass density ratio, ρ_s/ρ_p , have no discernible effect on dynamic interaction factors (Figs. 4-43 to 4-45). On the other hand, the effect of soil hysteretic damping, β_s , can be captured with the simplified expression given in Eq. 3.3:

$$\frac{\alpha(\beta_s)}{\alpha(0.05)} \approx \exp[-(\beta_s - 0.05) \omega s/V] \quad (4.2)$$

where: $\alpha(0.05)$ is obtained from the provided graphs, while as a first approximation, V is taken as the average (over depth) shear wave velocity, \bar{V}_s , or the average "Lysmer's analog" velocity, $\bar{V}_{La} = [3.4/\pi(1-\nu_s)] \bar{V}_s$. Specifically, $V = \bar{V}_s$ for the vertical interaction factor, and for the lateral interaction factors when $\theta = 90^\circ$; while $V = \bar{V}_{La}$ for the lateral factors when $\theta = 0^\circ$ (see Dobry & Gazetas 1988). Evidently, the effect of damping may become significant only at high values of the frequency parameter b_o , i.e. at high frequencies and/or large spacing ratios.

4. Under static and low-frequency conditions, vertical interaction factors are generally greater than lateral interaction factors; and among the latter, interaction factors due to moment loading are smaller than due to horizontal-force loading, while for rotation they are smaller than for

displacement. At intermediate and higher frequencies, however, due to the observed undulations, this general picture may not be true, except perhaps in a general average sense.

4.2 Vertical Interaction Factors

1. Pile spacing ratio, s/d , affects α_v in two different ways: by controlling its static and low-frequency amplitude, and by influencing the frequencies at which peaks and troughs occur. By contrast, the amplitudes of those peaks and troughs are, for a homogeneous soil hardly influenced by s/d ; with inhomogeneous soil the effect of s/d becomes appreciable only for s/d exceeding 5.

2. The stiffness and slenderness ratios, E_p/E_s [or $E_p/E_s(L)$] and L/d , are of a rather secondary importance. Specifically, the effect of L/d is appreciable at zero and very low frequencies only for relatively-rigid piles (i.e. $E_p/E_s \approx 10,000$ or $E_p/E_s(L) \approx 5,000$). The effect of E_p/E_s or $E_p/E_s(L)$ is noticeable only when these ratios attain very low values (of the order of 200 or 100, respectively) -- i.e., in the lowest range of possible practical interest.

3. Under static and low-frequency conditions, the smallest α_v values are associated with the inhomogeneous deposit. At moderate and high frequencies, however, inhomogeneity affects mainly the location and shape of the peaks and valleys of α_v , rather than their amplitude.

4.3 Lateral Interaction Factors

1. The spacing ratio, s/d , affects both the real and imaginary part of the amplitudes of lateral interaction factors over the whole frequency range studied. (Contrast with the behavior of α_v , the amplitude of which is affected by s/d only at

a zero and very low frequencies.) One of the consequences: for $s/d = 10$, α_{uH} , the largest of the lateral interaction factors, attains at all frequencies very small values (e.g., less than 0.10 for $E_p/E_s = 1000$); whereas the corresponding vertical factor, α_v , for frequencies b_0 exceeding 1, achieves for $s/d = 10$ essentially identical (relatively-high) values with those for $s/d = 3$.

2. The effect of the angle of "departure" θ is twofold. First, the static and low-frequency amplitudes of all lateral interaction factors decrease as θ increases; for instance, $\alpha_{uH}(90^\circ) \approx 0.60 \alpha_{uH}(0^\circ)$. Second, at intermediate and high frequencies, increasing the angle θ does not produce a decreasing amplitude of the peaks and valleys; however, the rate of fluctuation (of both real and imaginary parts) of the interaction factor is faster for $\theta = 90^\circ$ than for $\theta = 0^\circ$. To provide a physical explanation of this effect, recall, that according to Eq. 3.3 of the aforementioned simplified model the fluctuations of α are controlled by $\omega s/V$, where V = the (average) wave velocity of the predominant waves. For $\theta = 90^\circ$ one pile sends to the other mainly S waves; hence, in the homogeneous deposit, for instance, $V = V_s$. For $\theta = 0^\circ$ the two piles interact through compression-extension, rather than shear, waves; such waves propagate at an apparent phase velocity $V \approx V_{La}$ ("Lysmer's analog" velocity [Gazetas 1990]). In this case, $V_{La} = [3.4/\pi(1-\nu)] \cdot V_s \approx 1.80 V_s$, leading to rates of fluctuation: $\omega s/V_s$ (for $\theta = 90^\circ$) = 1.80 times $\omega s/V_{La}$ (for $\theta = 0^\circ$) -- in accord with the observed faster rate of fluctuations for $\theta = 90^\circ$.

3. It is well understood that the slenderness ratio, L/d , plays no role in the lateral response of "flexible" piles, that is, piles whose length L exceeds a "critical" or "active" length ℓ_c given by the following conservative expression (Gazetas 1990):

$$l_c \approx 2 d (E_p/E_s)^{0.25} \quad (4.3)$$

applicable for homogeneous soils. The part of the pile located below l_c from the top remains practically idle at all frequencies and, therefore, pile response and pile-to-pile interaction are governed by l_c and not L . Most real-life piles, as well as are the piles in our parametric study, are indeed "flexible". For example, with $E_p/E_s = 1000$, the "active" length becomes $l_c \approx 2 d (1000)^{0.25} \approx 11.2 d$; hence, only the shortest of the considered piles, with $L = 10 d$, falls just below the limit for completely "flexible" behavior.

The obtained results (Figs. 4-19 through 4-22) confirm that L/d has no effect on lateral interaction factors for all but the decisively-"rigid" piles. Only the shortest-and-stiffest of the considered piles $L/d = 10$ and $(E_p/E_s = 10,000)$ belongs in that category, and thereby its α_{uH} shows some differences from the α_{uH} of all the other piles.

4. The above conclusion is also in general valid with the nonhomogeneous soil profile. The "active" length in this case is given by the following conservative expression (Gazetas 1990):

$$l_c \approx 2 d (E_p/\tilde{E}_s)^{0.20} \quad (4-4a)$$

$$\text{where } \tilde{E}_s = E_s(d) = E_s(L) \cdot \frac{d}{L} \quad (4-4b)$$

For instance, the typical pile with $L/d = 20$ and $E_p/E_s(L) = 500$ has an $l_c \approx 2 d (500 \times 20)^{0.20} \approx 12.6 d$; hence $L > l_c$ and this pile is "flexible." Almost "flexible" is the $L/d = 10$ pile, for which $l_c \approx 2 d (500 \times 10)^{0.20} \approx 11 d$. Again, only the stiffest-and-shortest of the considered piles [$E_p/E_s(L) = 5,000$ and $L/d = 10$] is a decisively-"rigid" pile: $l_c \approx 17.5 d > 10 d$; its

interaction factor α_{uH} shows some (small) differences in peak amplitudes from those of α_{uH} for the $L = 20 d$ and $L = 40 d$ piles.

The small frequency shift observed in Fig. 4-25 (as L/d decreases, peaks and valleys move towards larger b_0) is of absolutely no significance, being merely an artifact of plotting versus $b_0 = \omega s / V_S(L)$! Indeed, the reader should appreciate that the exact value of $V_S(L)$ is of no relevance to the interaction of "flexible" piles. If a relevant wave velocity, e.g. that at one diameter depth $V_S(d) = V_S(L) \cdot (d/L)^{1/2}$, were to be used instead, this frequency shift would disappear, since the abscissa would change to

$$\frac{\omega d}{V_S(d)} = b_0 \cdot (L/d)^{1/2} \quad (4.5)$$

and hence the interaction curves of the longer piles would move farther to the right, thereby "meeting" the corresponding curves of the shorter piles.

5. Increasing the stiffness ratio E_p/E_s or $E_p/E_s(L)$ produces an appreciable increase in all lateral interaction factors under static and low-frequency loading. At higher frequencies, however, the increase is somewhat less significant.

Note that, for static loading, Randolph (1977) has proposed an approximate expression for α_{uH} , which for homogeneous soil takes the form:

$$\alpha_{uH} \approx 0.28 \left(\frac{s}{d}\right)^{-1} \left(\frac{E_p}{E_s}\right)^{1/7} (1 + \cos^2 \theta) \quad (4.6)$$

and fits closely the zero-frequency results of this study.

6. The two rotational interaction factors, α_{uM} and $\alpha_{\phi M}$, attain very small values for all but the closest possible spacing

ratios ($s/d \leq 3$). For static loading, Randolph (1977) had proposed the following approximations

$$\alpha_{uM} = \alpha_{\phi H} \approx \alpha_{uH}^2 \quad (4.7a)$$

$$\alpha_{\phi M} \approx \alpha_{uH}^3 \quad (4.7b)$$

It appears that these relations hold approximately true even for dynamic loading, and could be recommended at least in routine practical applications.

Table 4-1

ORGANIZATION OF GRAPHS OF DYNAMIC INTERACTION FACTORS

	Homogeneous Soil Profile			Non-homogeneous Soil Profile		
Interaction	s/d	L/d	E_p/E_s	s/d	L/d	$E_p/E_s(L)$
Factor	3,5,10	10,20,40	200,1000,10000	3,5,10	10,20,40	100,500,5000
α_v	Fig 4-1	Fig 4-5	Fig 4-9	Fig 4-3	Fig 4-7	Fig 4-10
	Fig 4-2	Fig 4-6		Fig 4-4	Fig 4-8	
α_{uH}	Fig 4-11	Fig 4-19	Fig 4-27	Fig 4-15	Fig 4-23	Fig 4-29
	Fig 4-12	Fig 4-20	Fig 4-28	Fig 4-16	Fig 4-24	Fig 4-30
	Fig 4-13	Fig 4-21		Fig 4-17	Fig 4-25	
	Fig 4-14	Fig 4-22		Fig 4-18	Fig 4-26	
$\alpha_{uM} = \alpha_{\phi H}$	Fig 4-31			Fig 4-35		
	Fig 4-32			Fig 4-36		
	Fig 4-33			Fig 4-37		
	Fig 4-34			Fig 4-38		
$\alpha_{\phi M}$	Fig 4-39			Fig 4-41		
	Fig 4-40			Fig 4-42		

All graphs are for $\nu_s = 0.4$, $\rho_s/\rho_p = 0.7$, $\beta = 0.05$. Figs.43-45 portray the effects of different ν_s and ρ_s/ρ_p values. The effect of β can be assessed with the help of Eq.3.3.

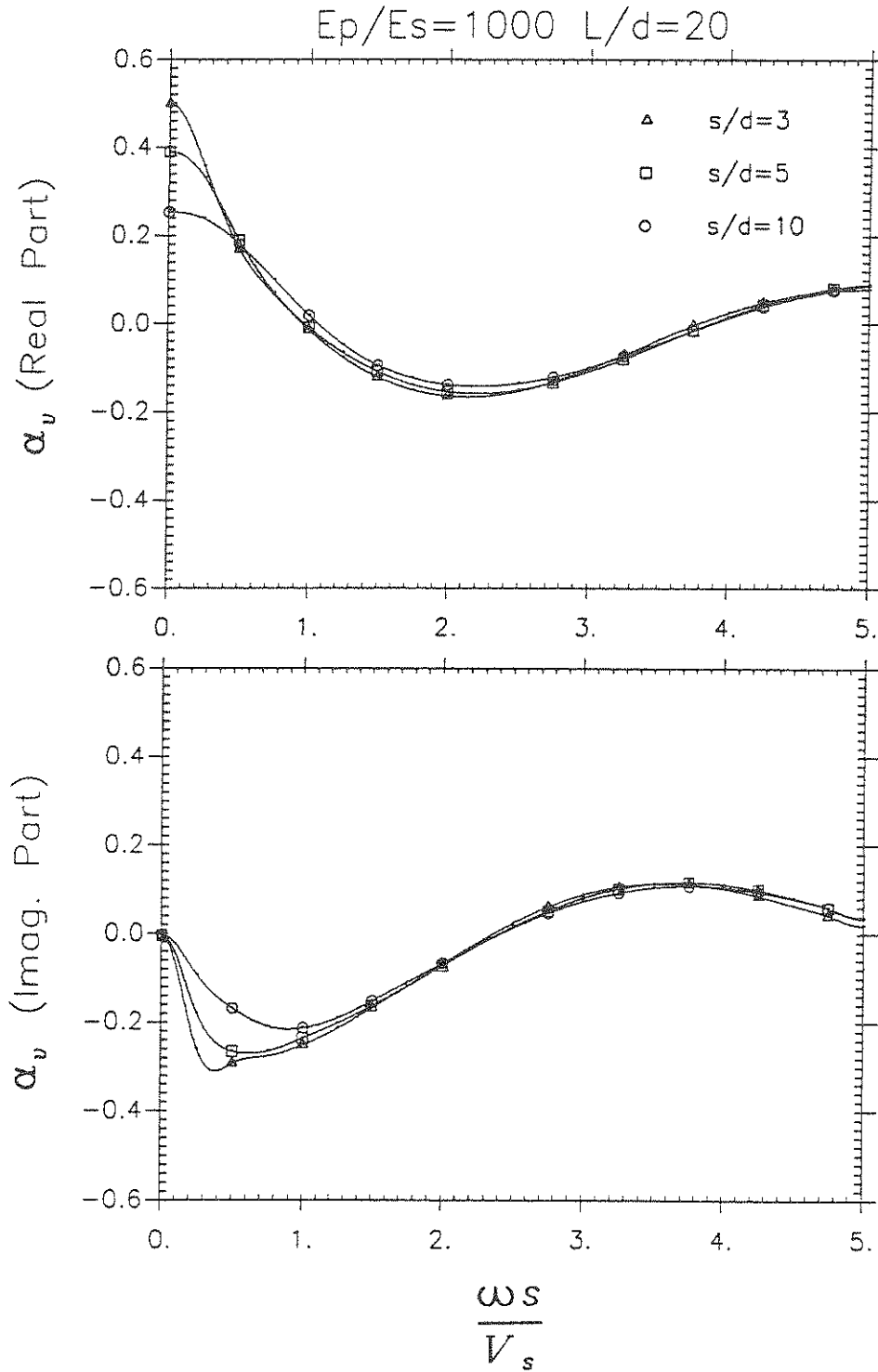


Fig.4-1 Vertical Interaction Factors for Relatively-Compressible Piles in Homogeneous

Soil ($E_p/E_s = 1000, L/d = 20, \rho_s/\rho_p = 0.7, \beta = 0.05$ and $\nu_s = 0.4$)

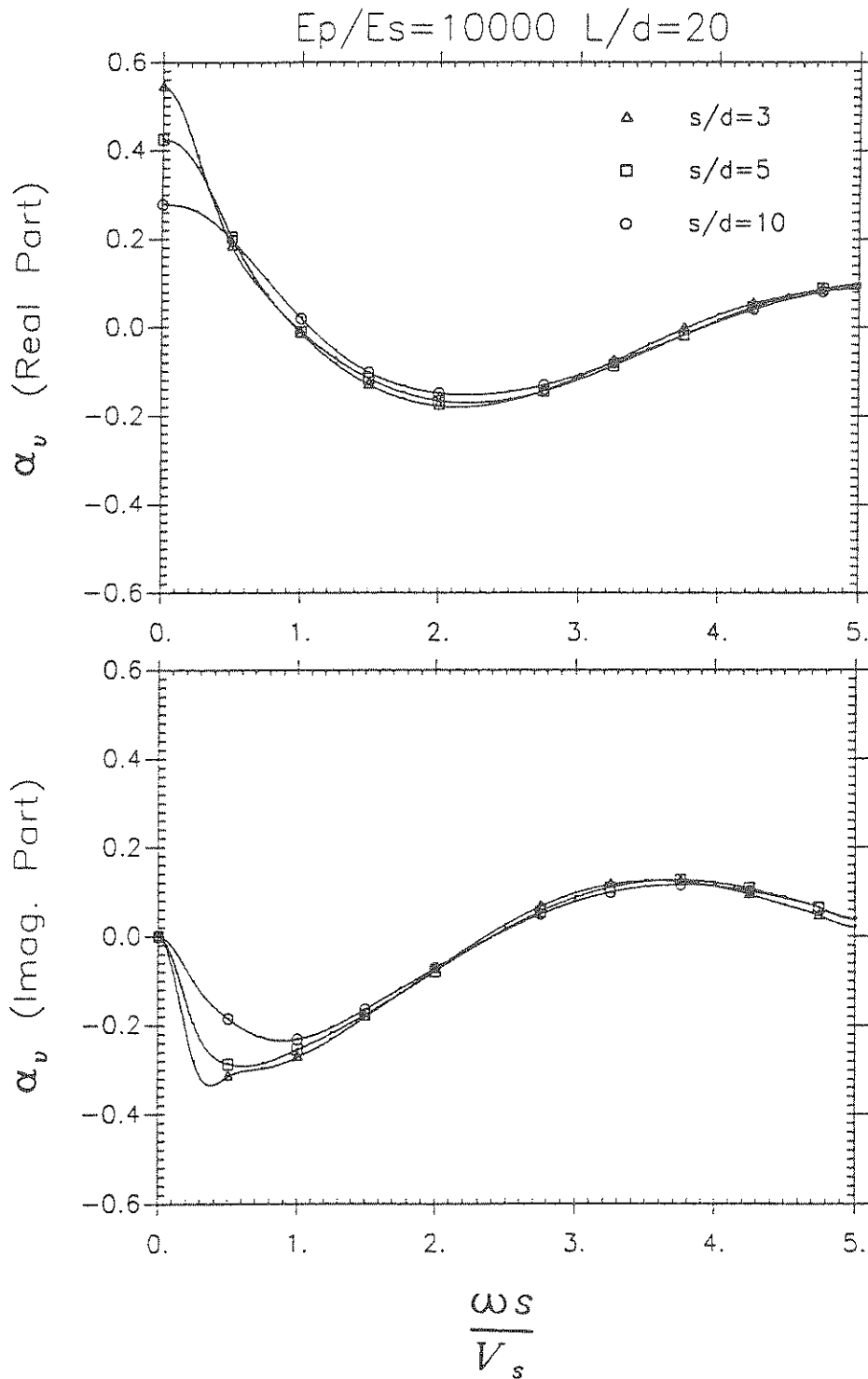


Fig.4-2 Vertical Interaction Factors for Relatively-Rigid Piles in Homogeneous Soil

($E_p/E_s = 10000, L/d = 20, \rho_s/\rho_p = 0.7, \beta = 0.05$ and $\nu_s = 0.4$)

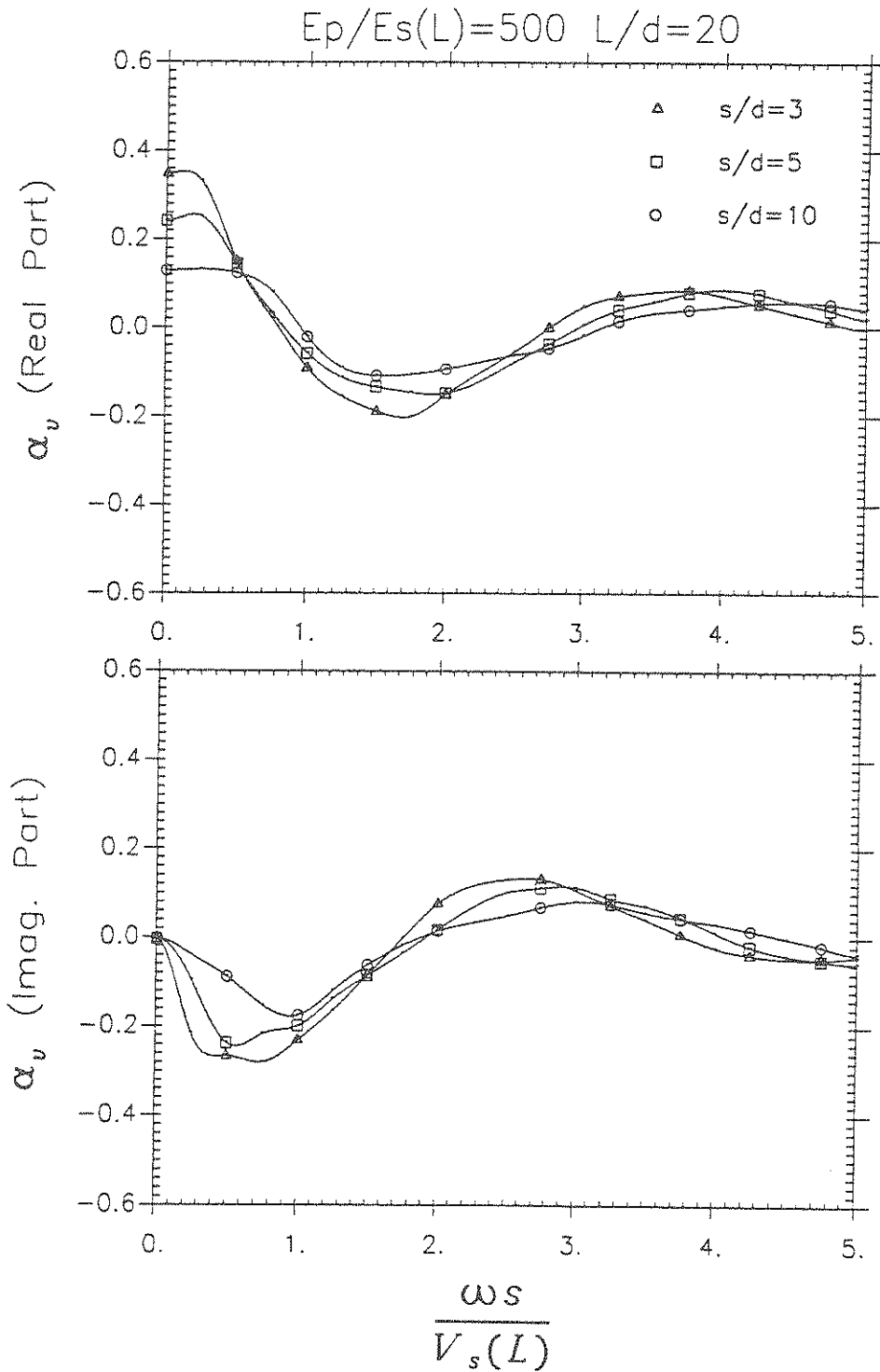


Fig.4-3 Vertical Interaction Factors for Relatively-Compressible Piles in Nonhomogeneous Soil ($E_p/E_s(L) = 500, L/d = 20, \rho_s/\rho_p = 0.7, \beta = 0.05$ and $\nu_s = 0.4$)

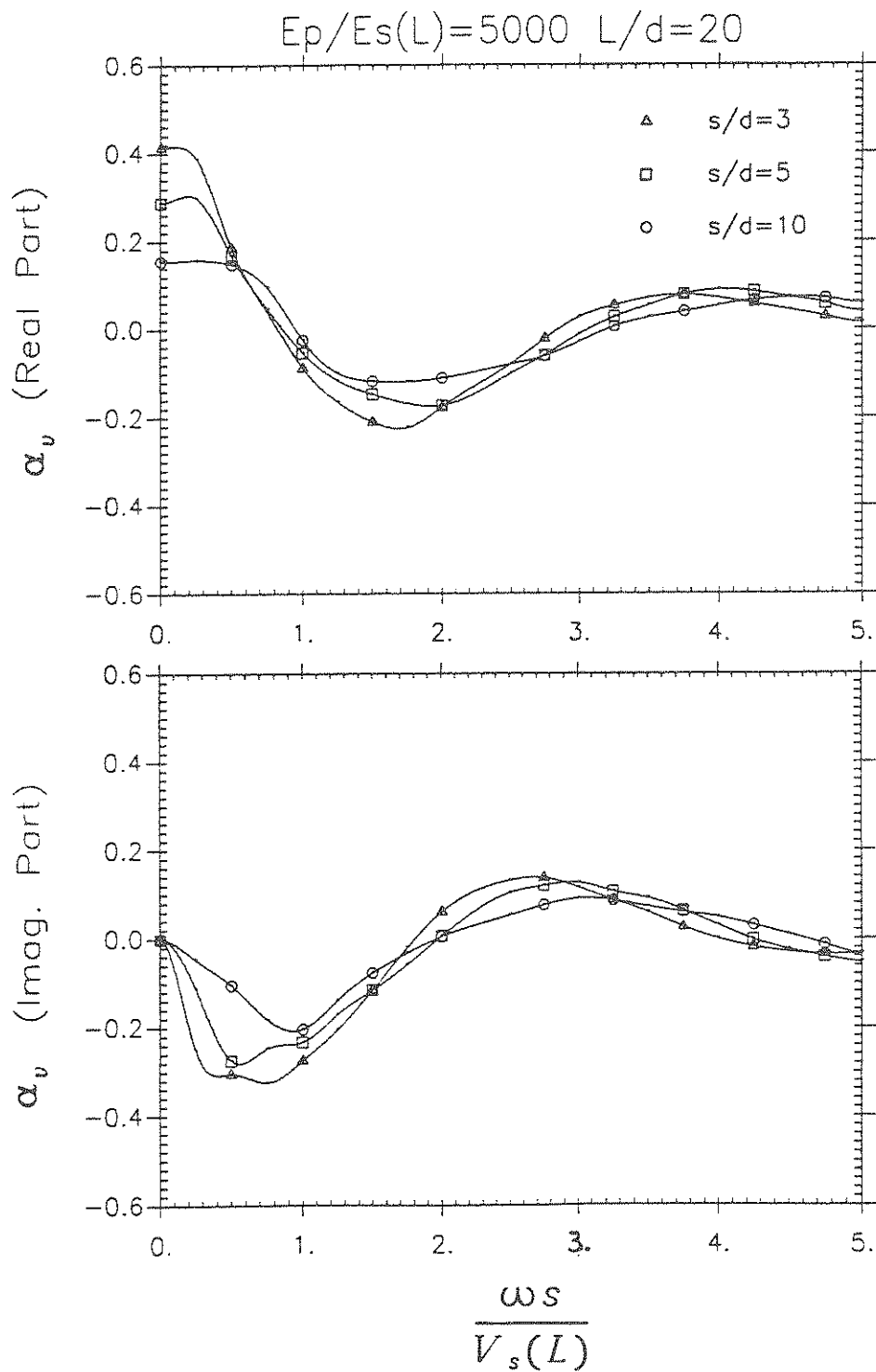


Fig.4-4 Vertical Interaction Factors for Relatively-Rigid Piles in Nonhomogeneous Soil

($E_p/E_s(L) = 5000, L/d = 20, \rho_s/\rho_p = 0.7, \beta = 0.05$ and $\nu_s = 0.4$)

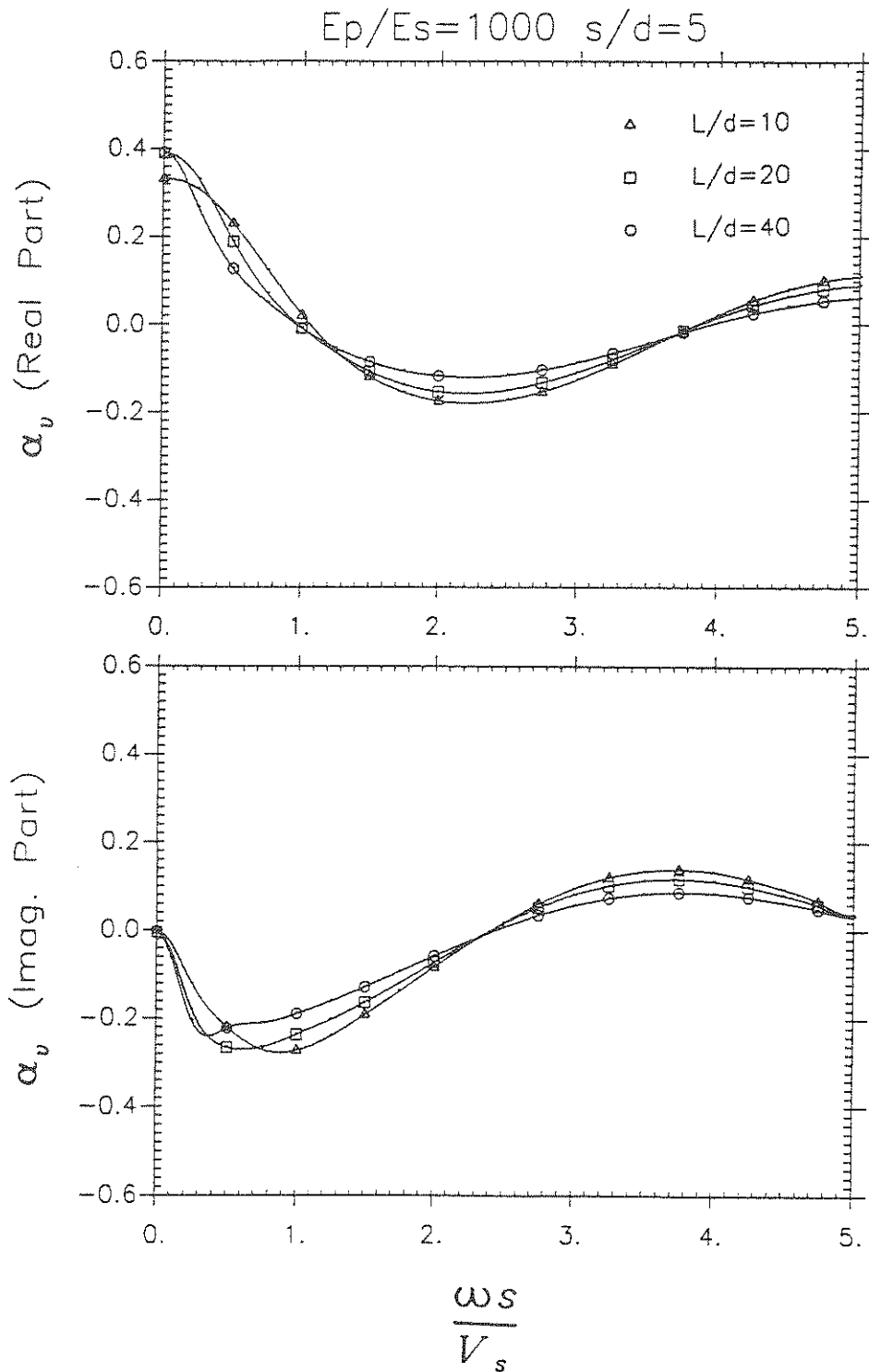


Fig.4-5 Effect of L/d on Vertical Interaction Factors for Relatively-Compressible Piles

in Homogeneous Soil ($E_p/E_s = 1000, s/d = 5, \rho_s/\rho_p = 0.7, \beta = 0.05$ and $\nu_s = 0.4$)

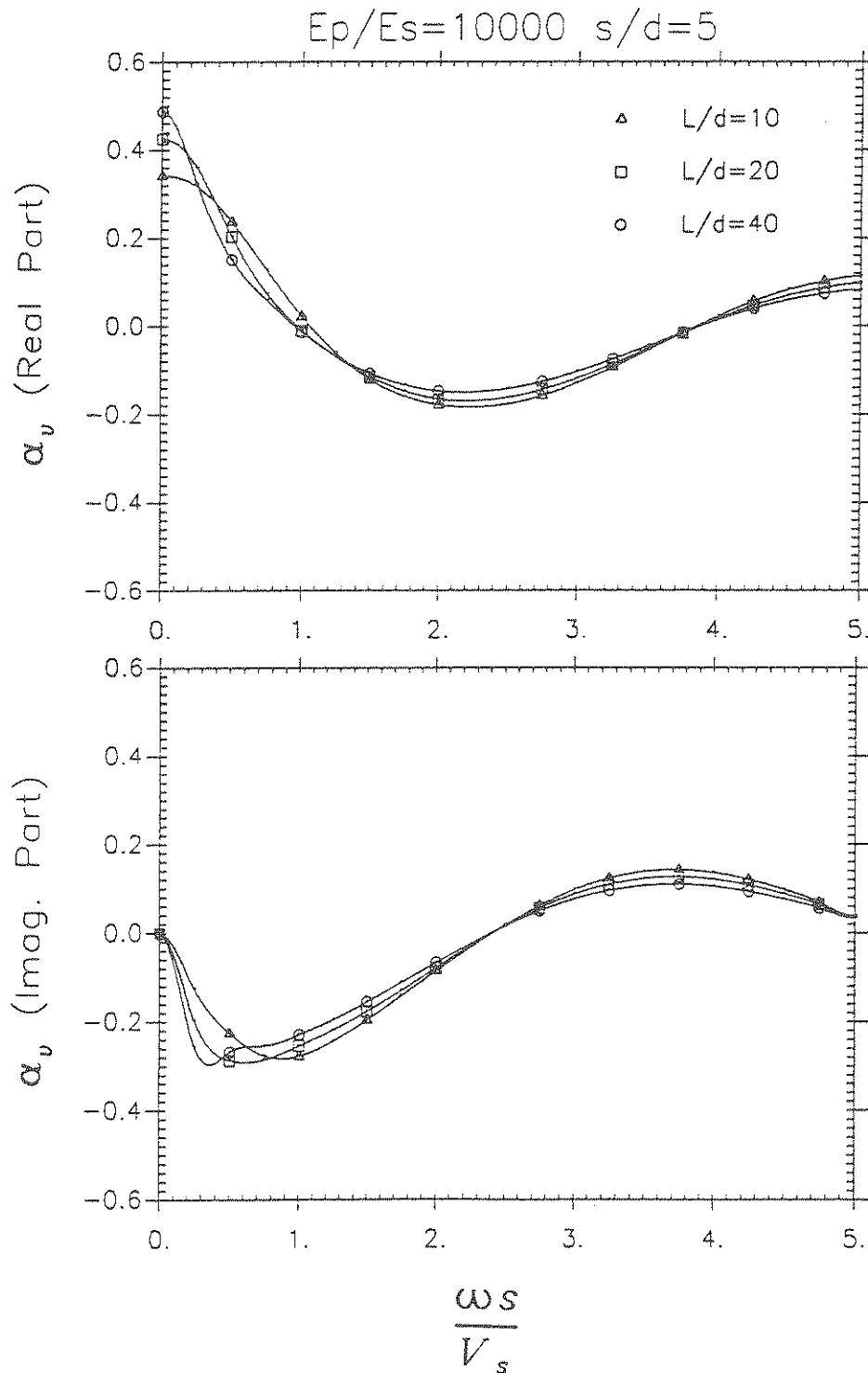


Fig.4-6 Effect of L/d on Vertical Interaction Factors for Relatively-Rigid Piles in Homogeneous Soil ($E_p/E_s = 10000, s/d = 5, \rho_s/\rho_p = 0.7, \beta = 0.05$ and $\nu_s = 0.4$)

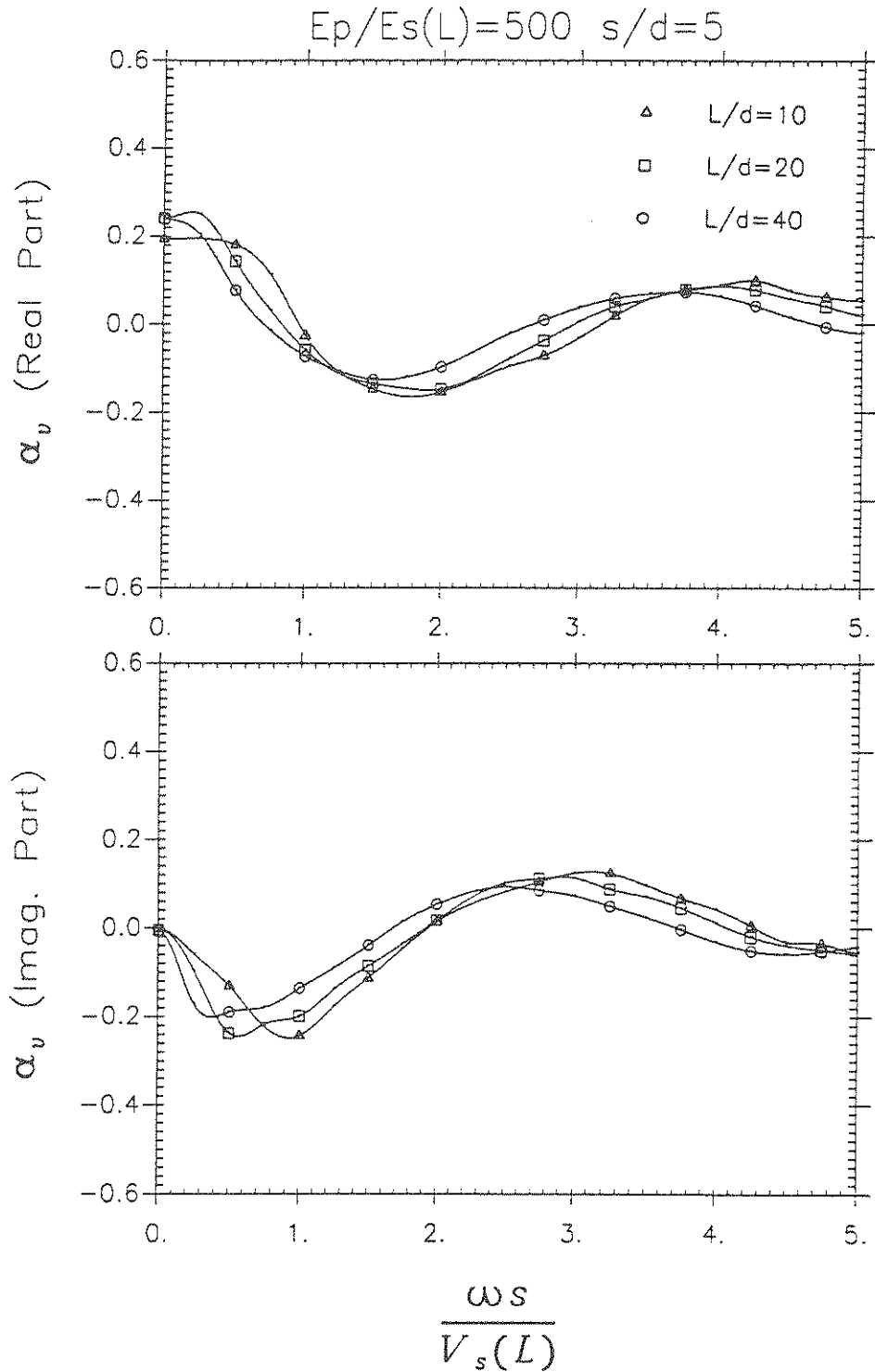


Fig.4-7 Effect of L/d on Vertical Interaction Factors for Relatively-Compressible Piles in Nonhomogeneous Soil($E_p/E_s(L) = 500, s/d = 5, \rho_s/\rho_p = 0.7, \beta = 0.05$ and $\nu_s = 0.4$)

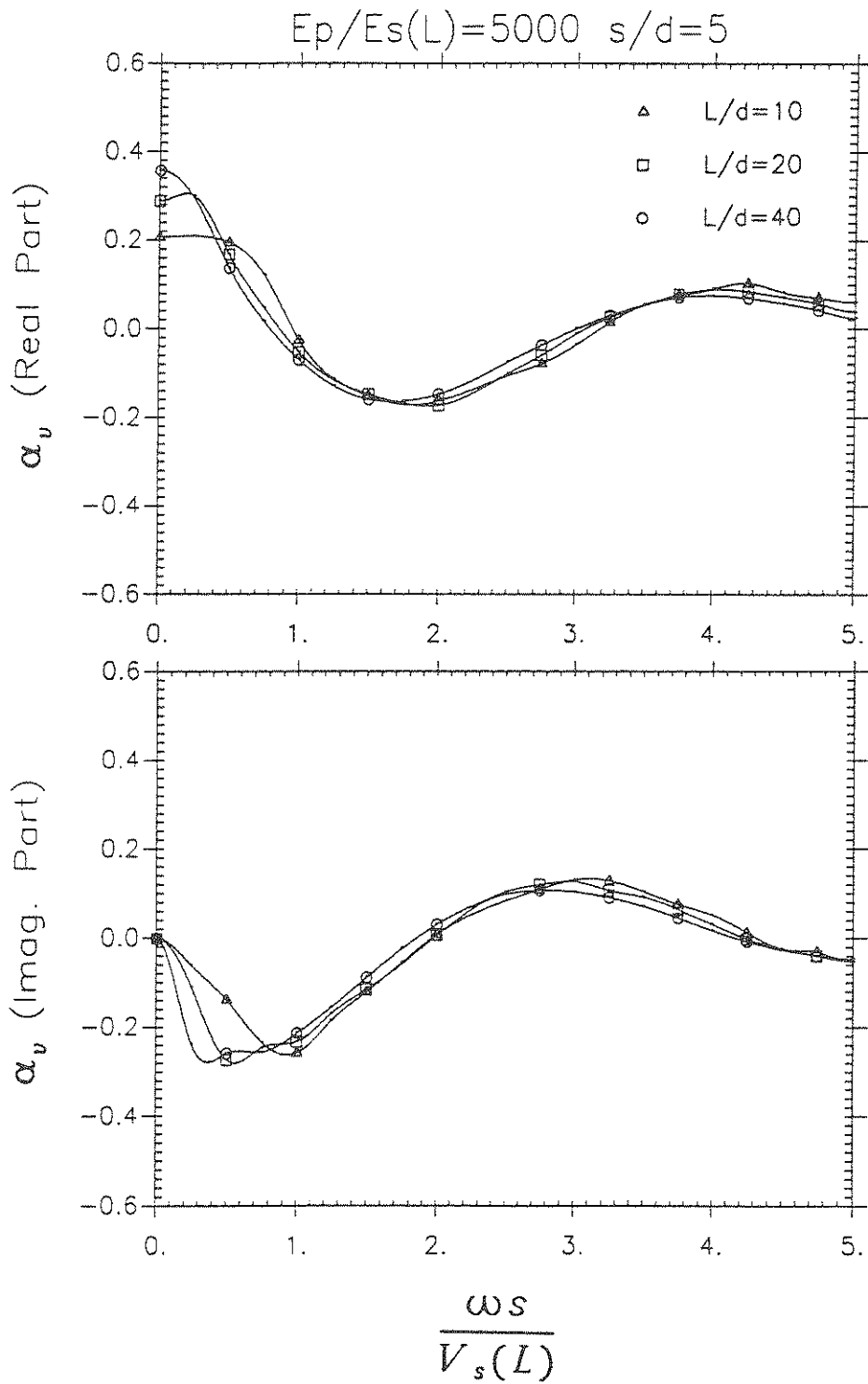


Fig.4-8 Effect of L/d on Vertical Interaction Factors for Relatively-Rigid Piles in Non-homogeneous Soil ($E_p/E_s(L) = 5000, s/d = 5, \rho_s/\rho_p = 0.7, \beta = 0.05$ and $\nu_s = 0.4$)

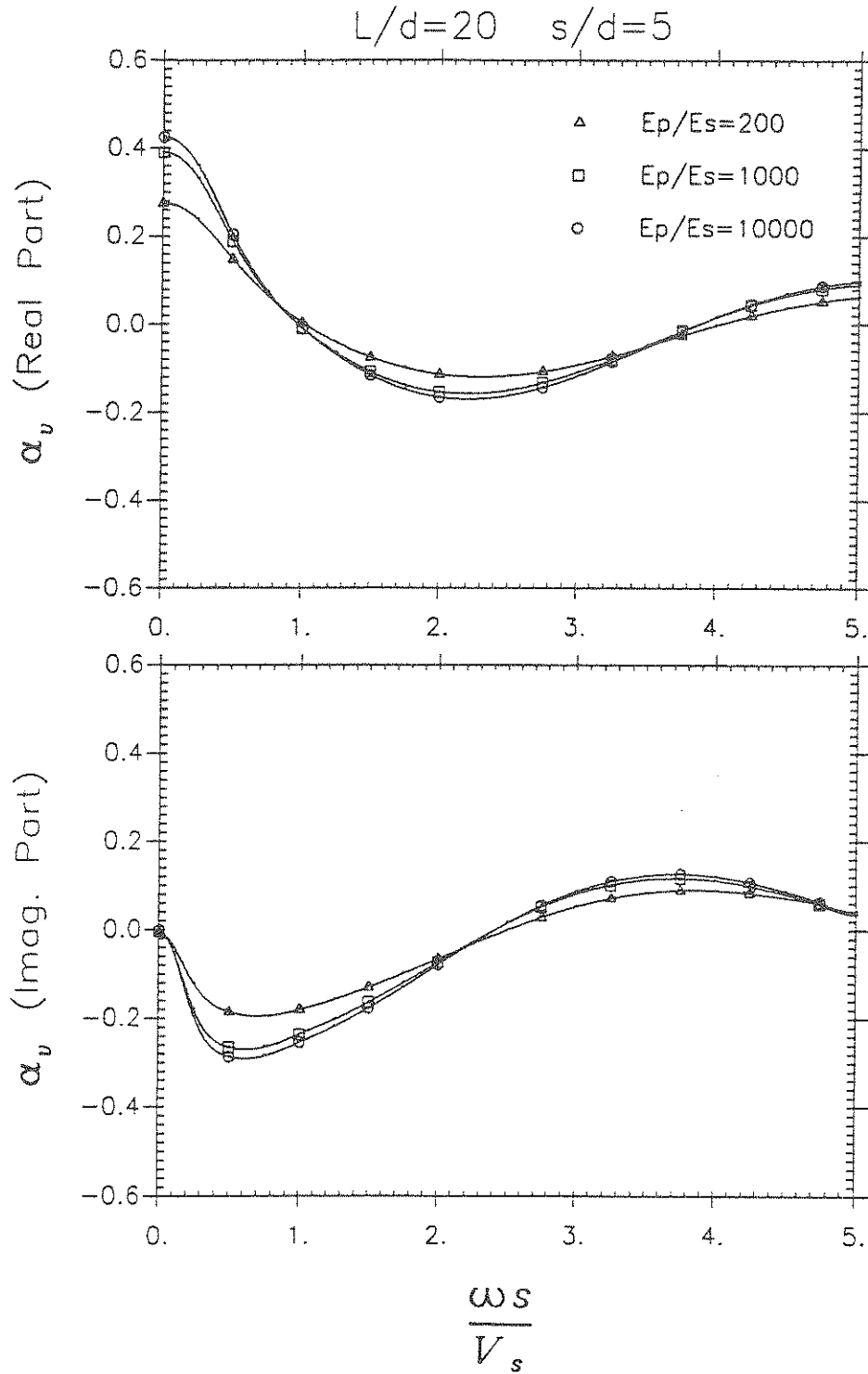


Fig.4-9 Effect of E_p/E_s , on Vertical Interaction Factors for Piles in Homogeneous Soil

($L/d = 20, s/d = 5, \rho_s/\rho_p = 0.7, \beta = 0.05$ and $\nu_s = 0.4$)

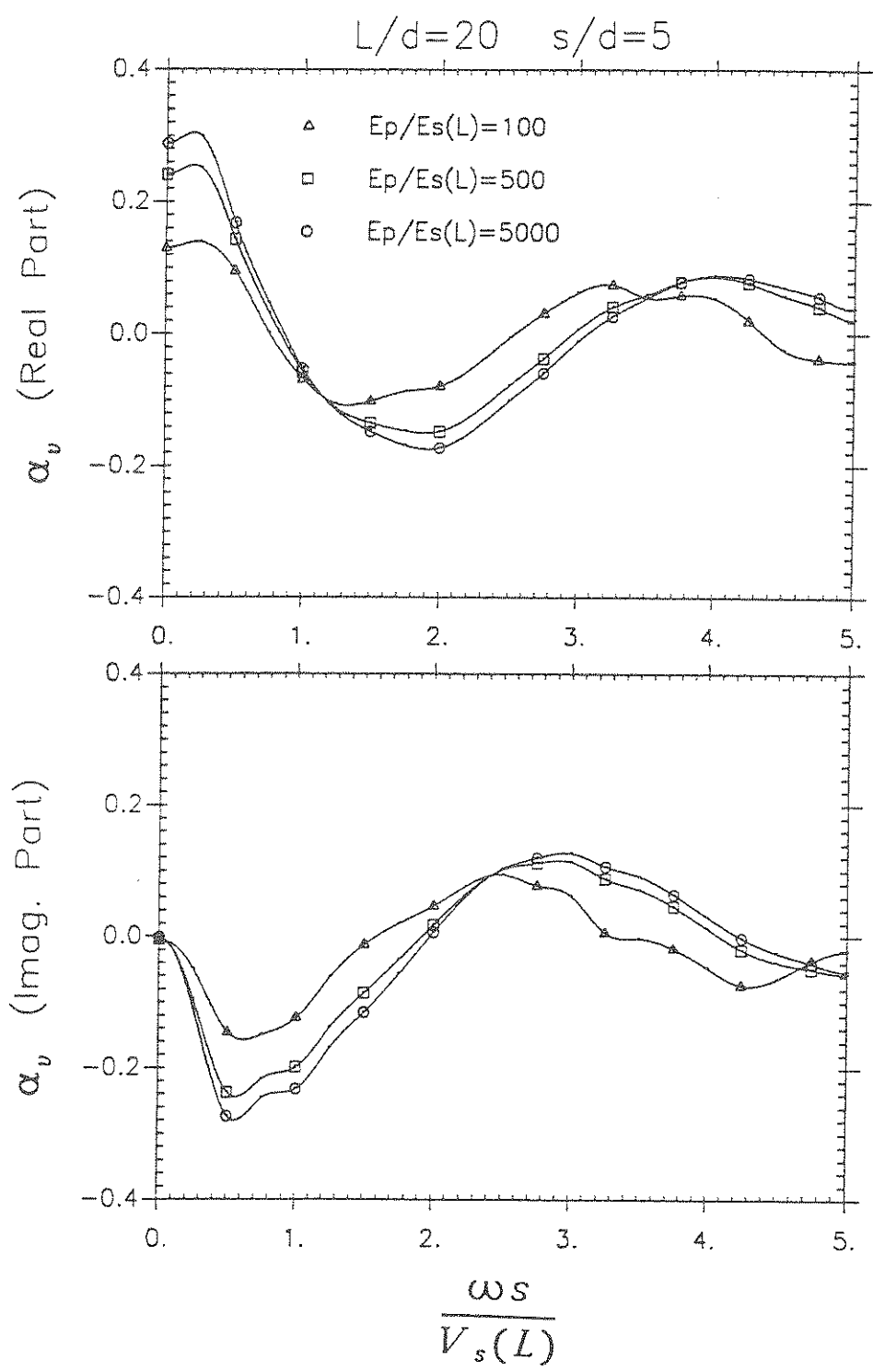


Fig.4-10 Effect of $E_p/E_s(L)$ on Vertical Interaction Factors for Piles in Nonhomogeneous Soil ($L/d = 20, s/d = 5, \rho_s/\rho_p = 0.7, \beta = 0.05$ and $\nu_s = 0.4$)

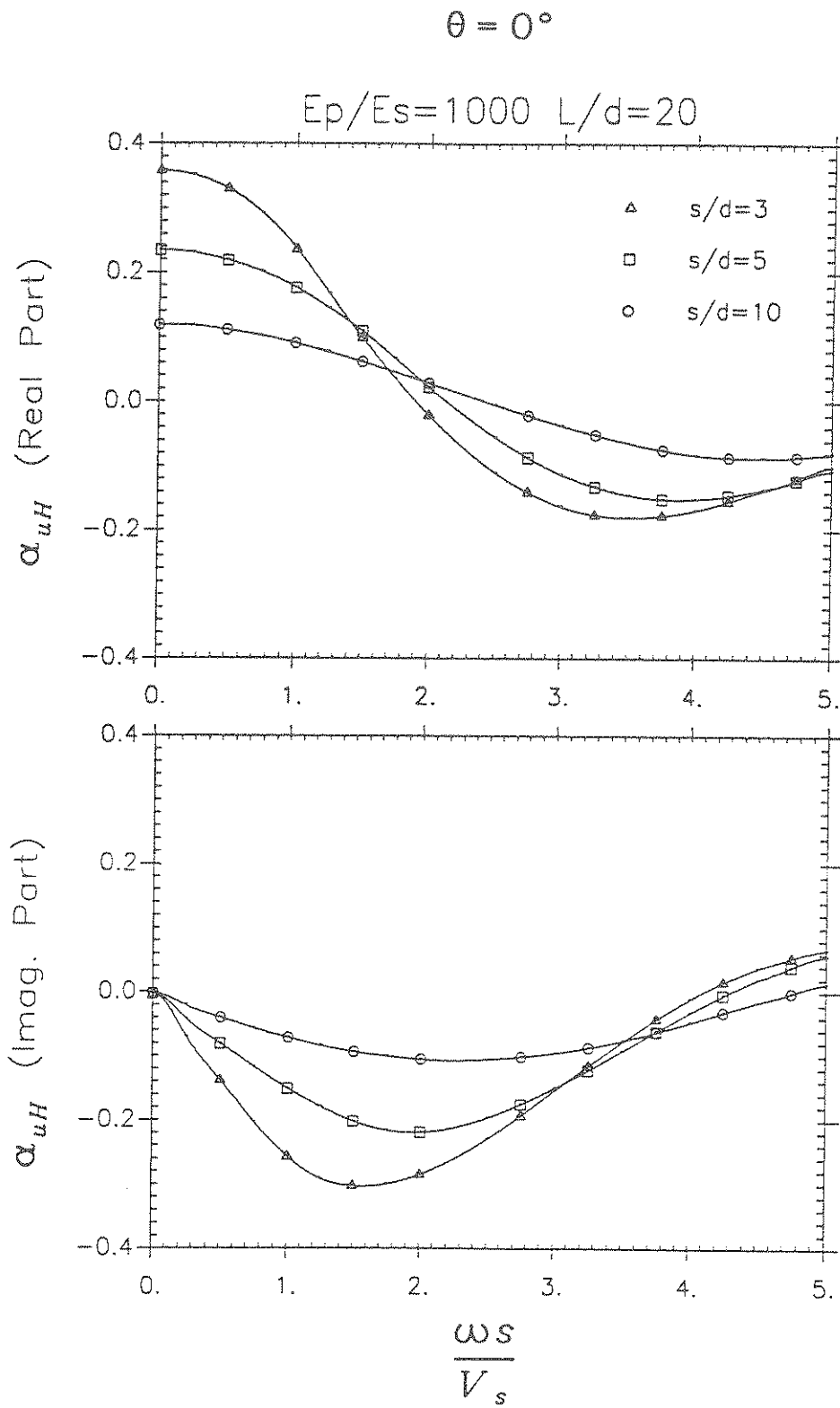


Fig.4-11 Horizontal Interaction Factors for Relatively-Compressible Piles in Homogeneous Soil ($E_p/E_s = 1000, L/d = 20, \rho_s/\rho_p = 0.7, \beta = 0.05$ and $\nu_s = 0.4$) $\theta = 0^\circ$

$$\theta = 90^\circ$$

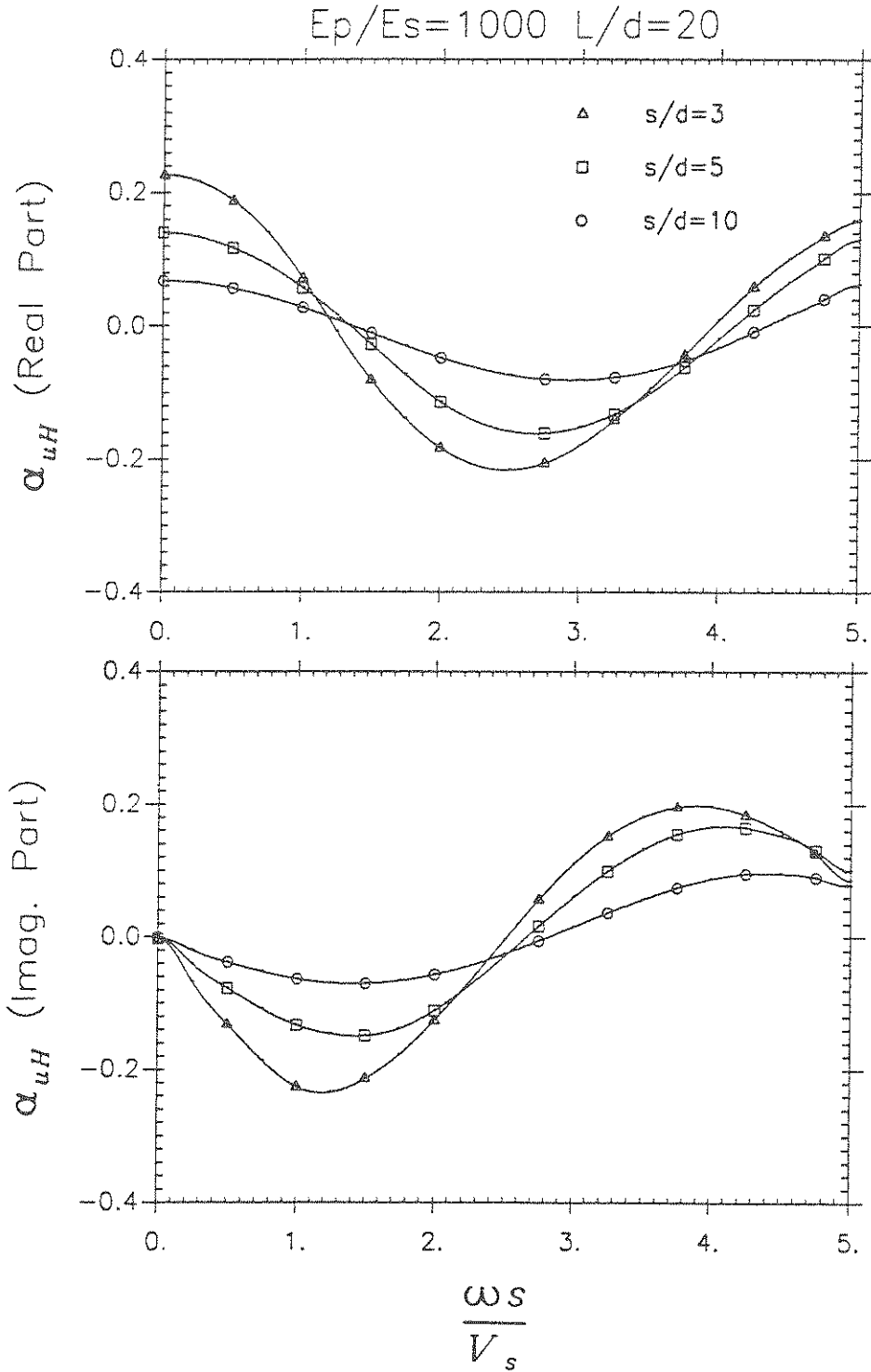


Fig.4-12 Horizontal Interaction Factors for Relatively-Compressible Piles in Homogeneous Soil ($E_p/E_s = 1000, L/d = 20, \rho_s/\rho_p = 0.7, \beta = 0.05$ and $\nu_s = 0.4$) $\theta = 90^\circ$

$$\theta = 0^\circ$$

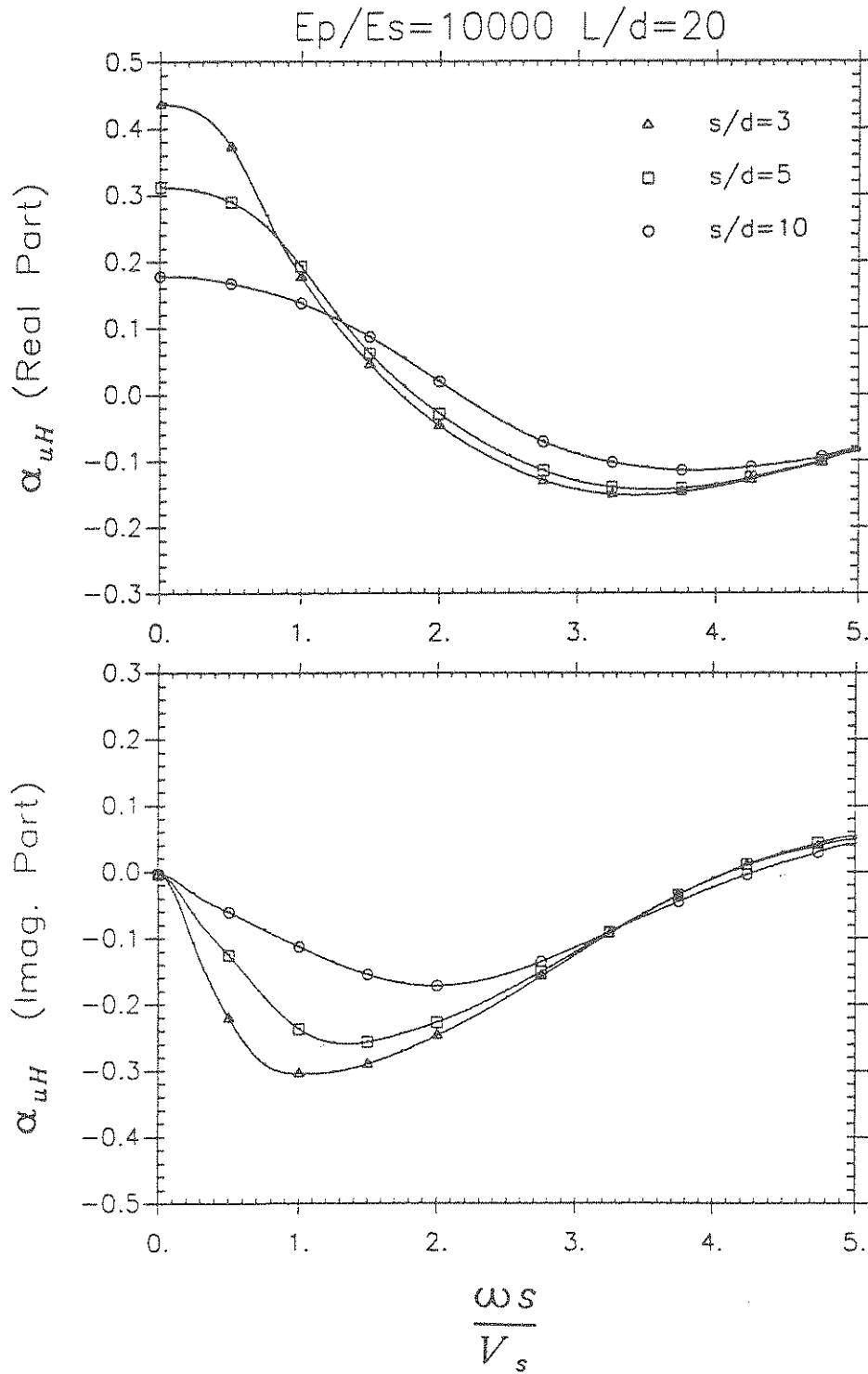


Fig.4-13 Horizontal Interaction Factors for Relatively-Rigid Piles in Homogeneous Soil

$(E_p/E_s = 10000, L/d = 20, \rho_s/\rho_p = 0.7, \beta = 0.05 \text{ and } \nu_s = 0.4) \theta = 0^\circ$

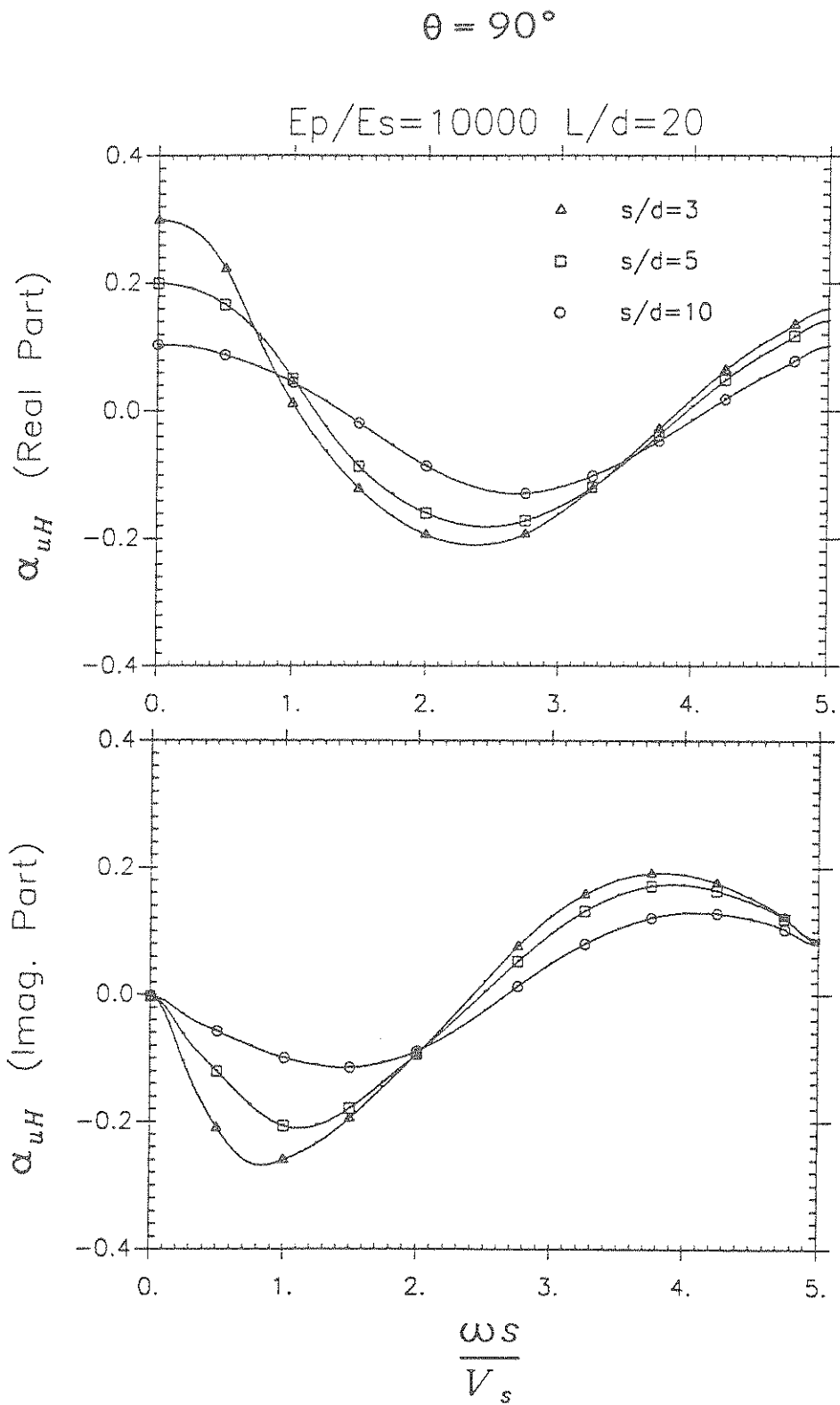


Fig.4-14 Horizontal Interaction Factors for Relatively-Rigid Piles in Homogeneous Soil

$(E_p/E_s = 10000, L/d = 20, \rho_s/\rho_p = 0.7, \beta = 0.05 \text{ and } \nu_s = 0.4) \theta = 90^\circ$

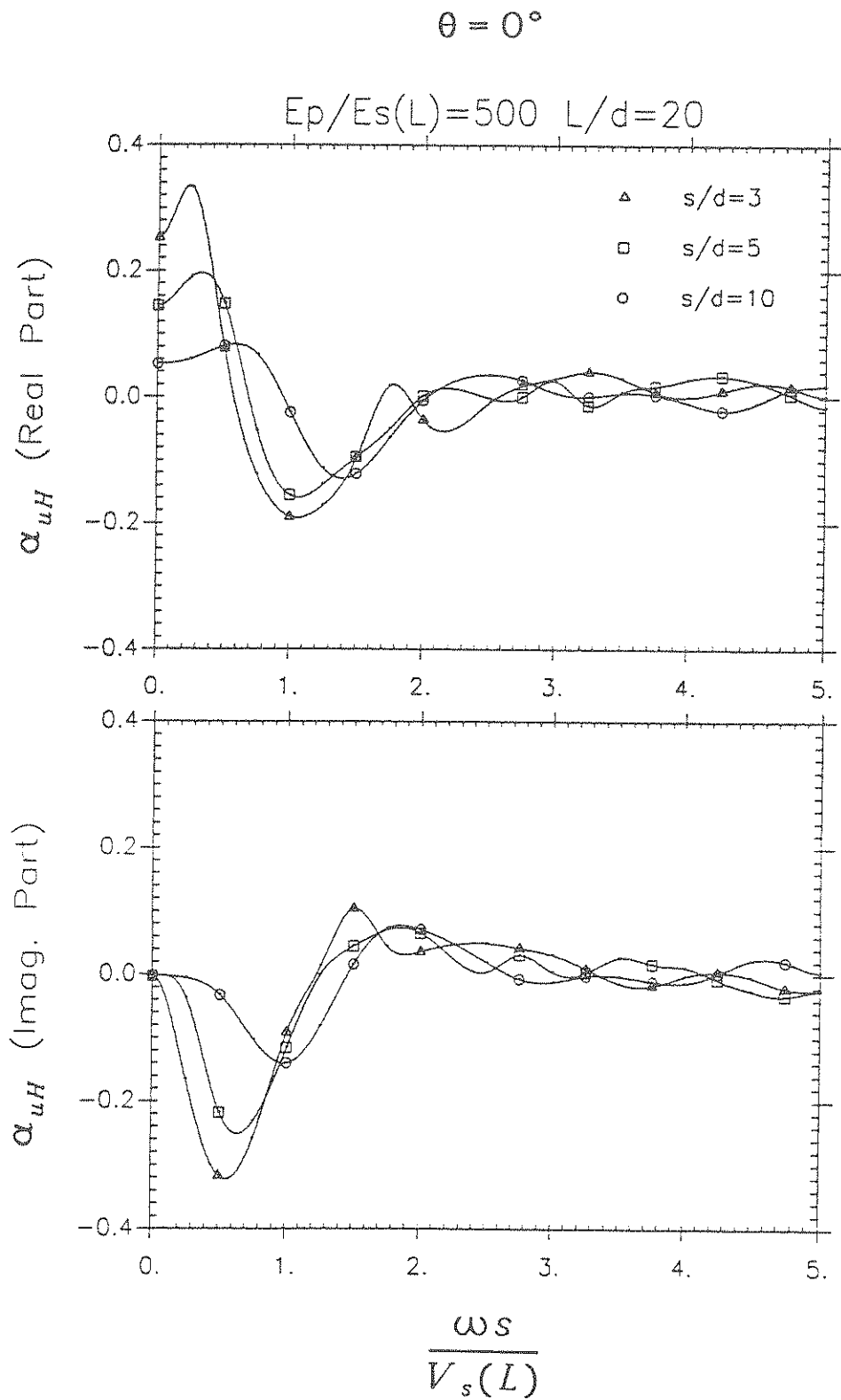


Fig.4-15 Horizontal Interaction Factors for Relatively-Compressible Piles in Nonhomogeneous Soil ($E_p/E_s(L) = 500, L/d = 20, \rho_s/\rho_p = 0.7, \beta = 0.05$ and $\nu_s = 0.4$) $\theta = 0^\circ$

$$\theta = 90^\circ$$

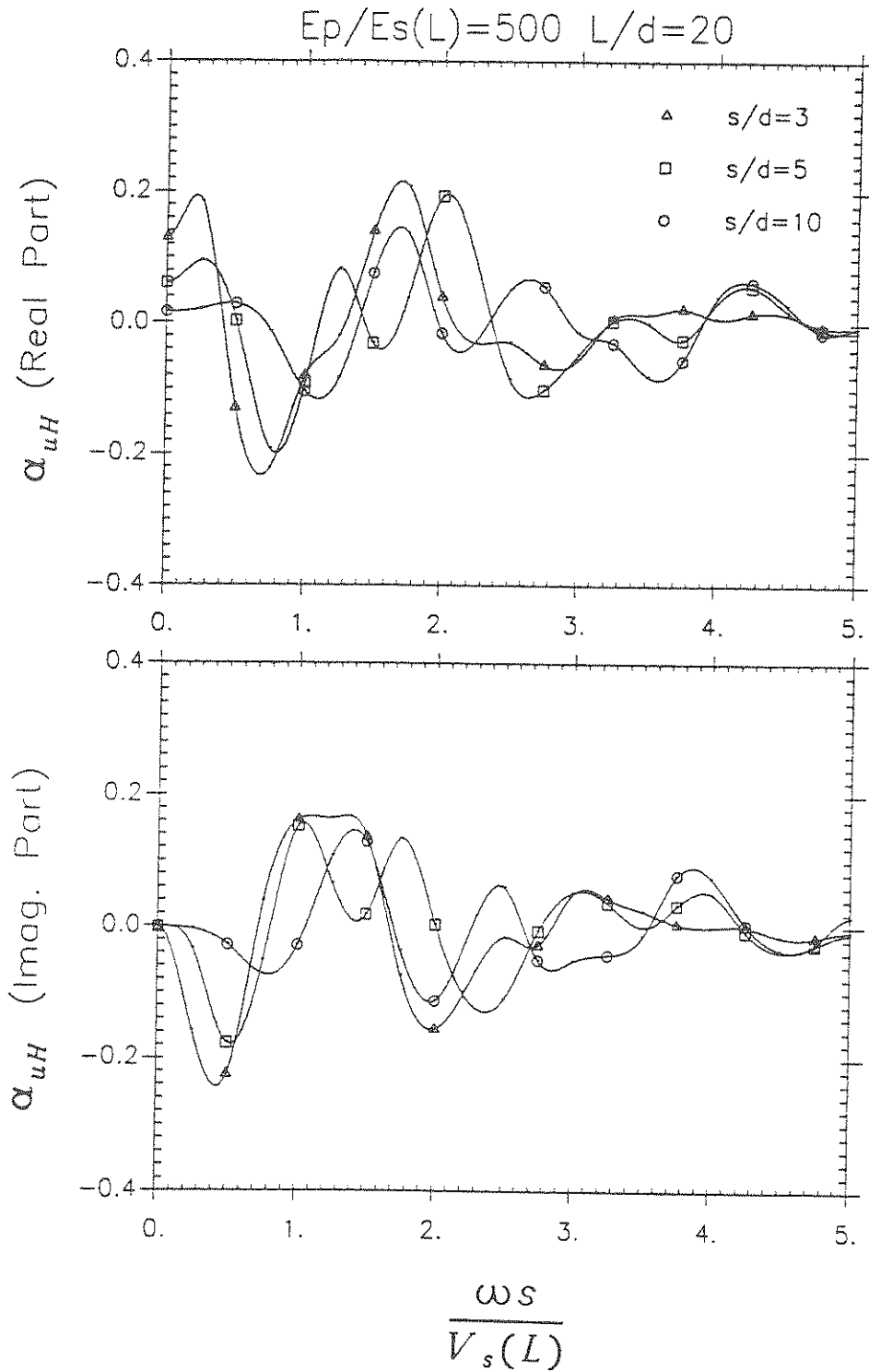


Fig.4-16 Horizontal Interaction Factors for Relatively-Compressible Piles in Nonhomogeneous Soil($E_p/E_s(L) = 500, L/d = 20, \rho_s/\rho_p = 0.7, \beta = 0.05$ and $\nu_s = 0.4$) $\theta = 90^\circ$

$$\theta = 0^\circ$$

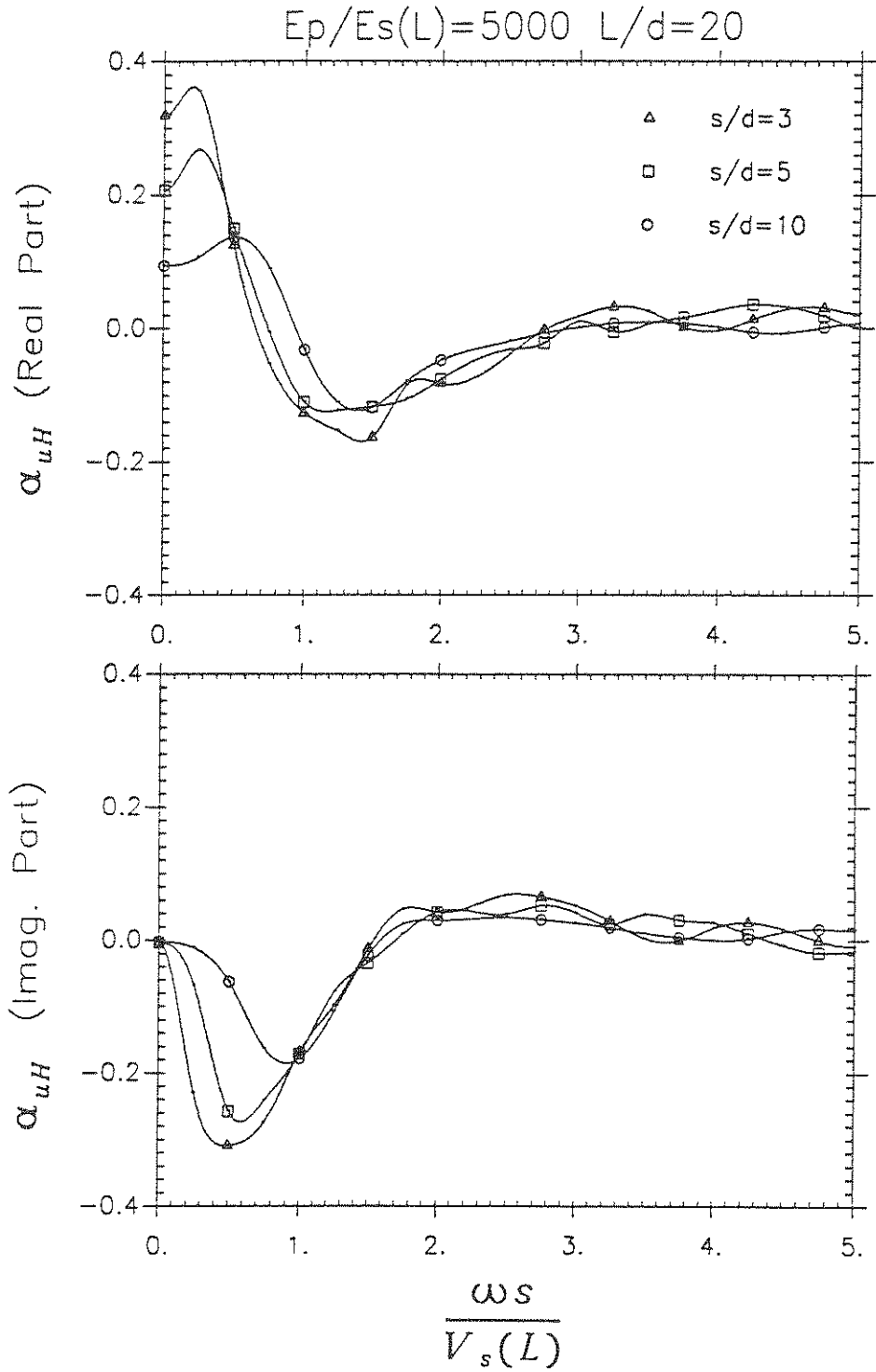


Fig.4-17 Horizontal Interaction Factors for Relative-Rigid Piles in Nonhomogeneous

Soil ($E_p/E_s(L) = 5000, L/d = 20, \rho_s/\rho_p = 0.7, \beta = 0.05$ and $\nu_s = 0.4$) $\theta = 0^\circ$

$$\theta = 90^\circ$$

$$E_p/E_s(L) = 5000 \quad L/d = 20$$

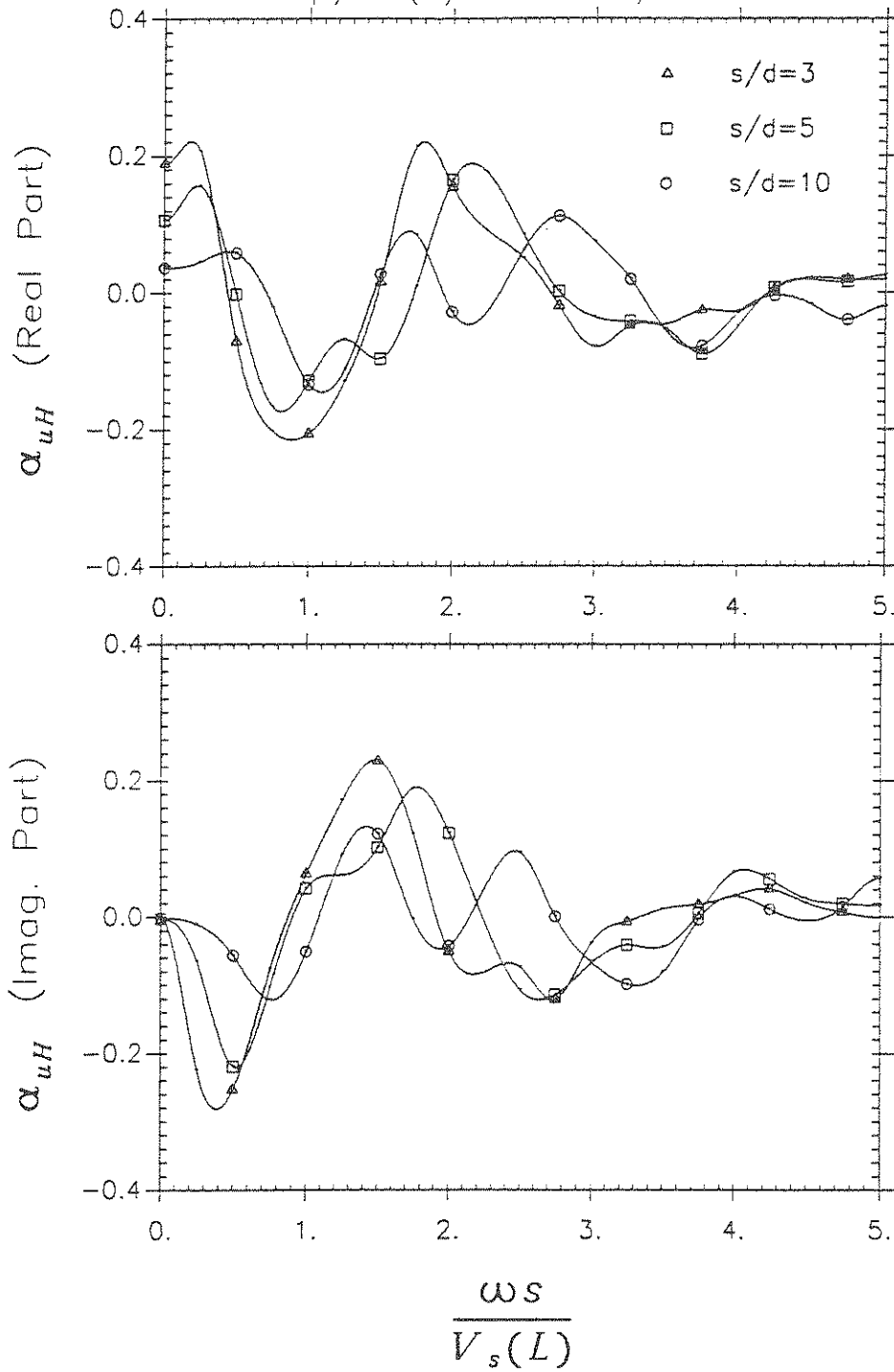


Fig.4-18 Horizontal Interaction Factors for Relatively-Rigid Piles in Nonhomogeneous

Soil ($E_p/E_s(L) = 5000, L/d = 20, \rho_s/\rho_p = 0.7, \beta = 0.05$ and $\nu_s = 0.4$) $\theta = 90^\circ$

$$\theta = 0^\circ$$

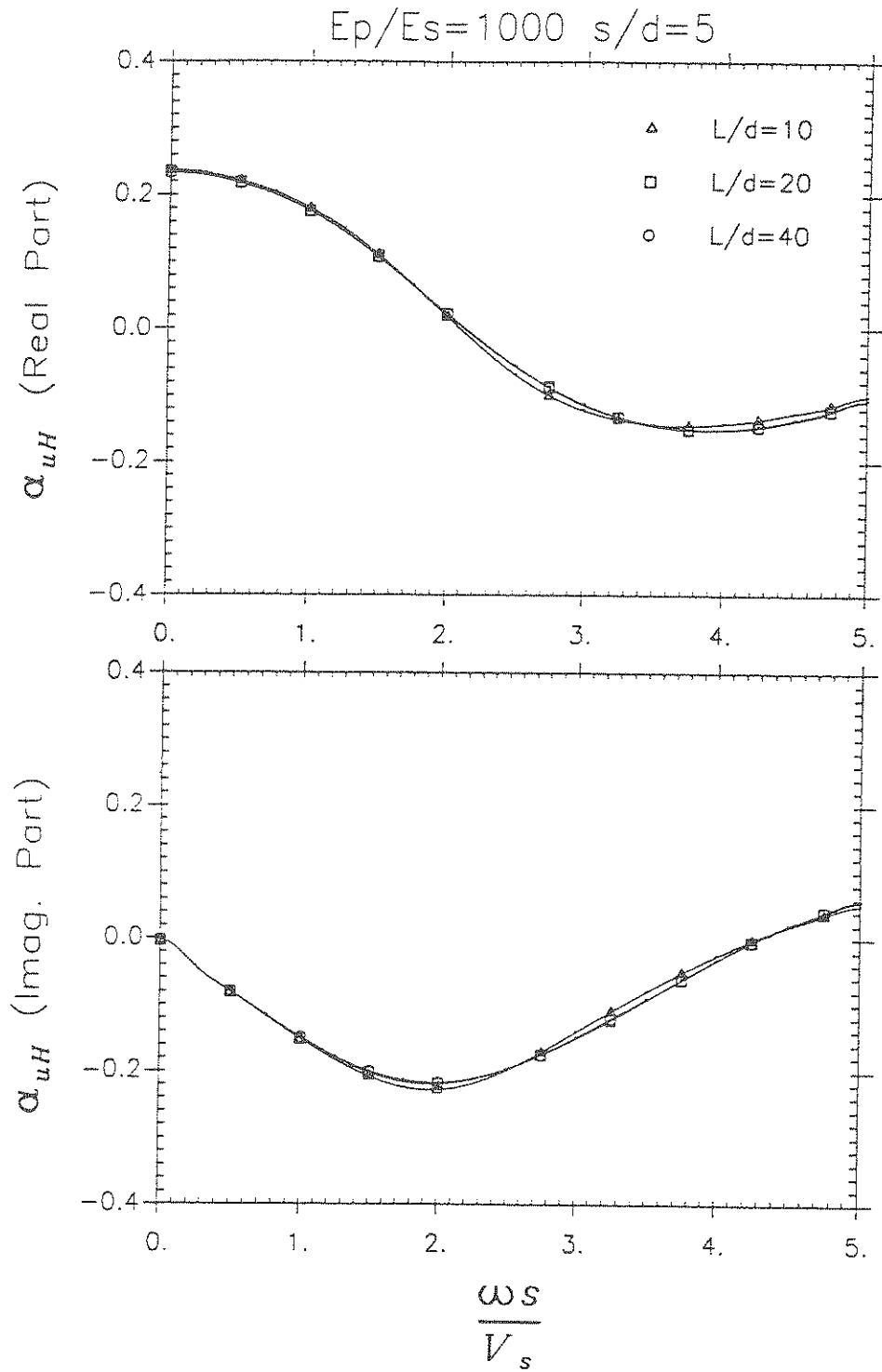


Fig.4-19 Effect of L/d on Horizontal Interaction Factors for Relatively-Compressible Piles in Homogeneous Soil ($E_p/E_s = 1000, s/d = 5, \rho_s/\rho_p = 0.7, \beta = 0.05$ and $\nu_s = 0.4$) $\theta = 0^\circ$

$$\theta = 90^\circ$$

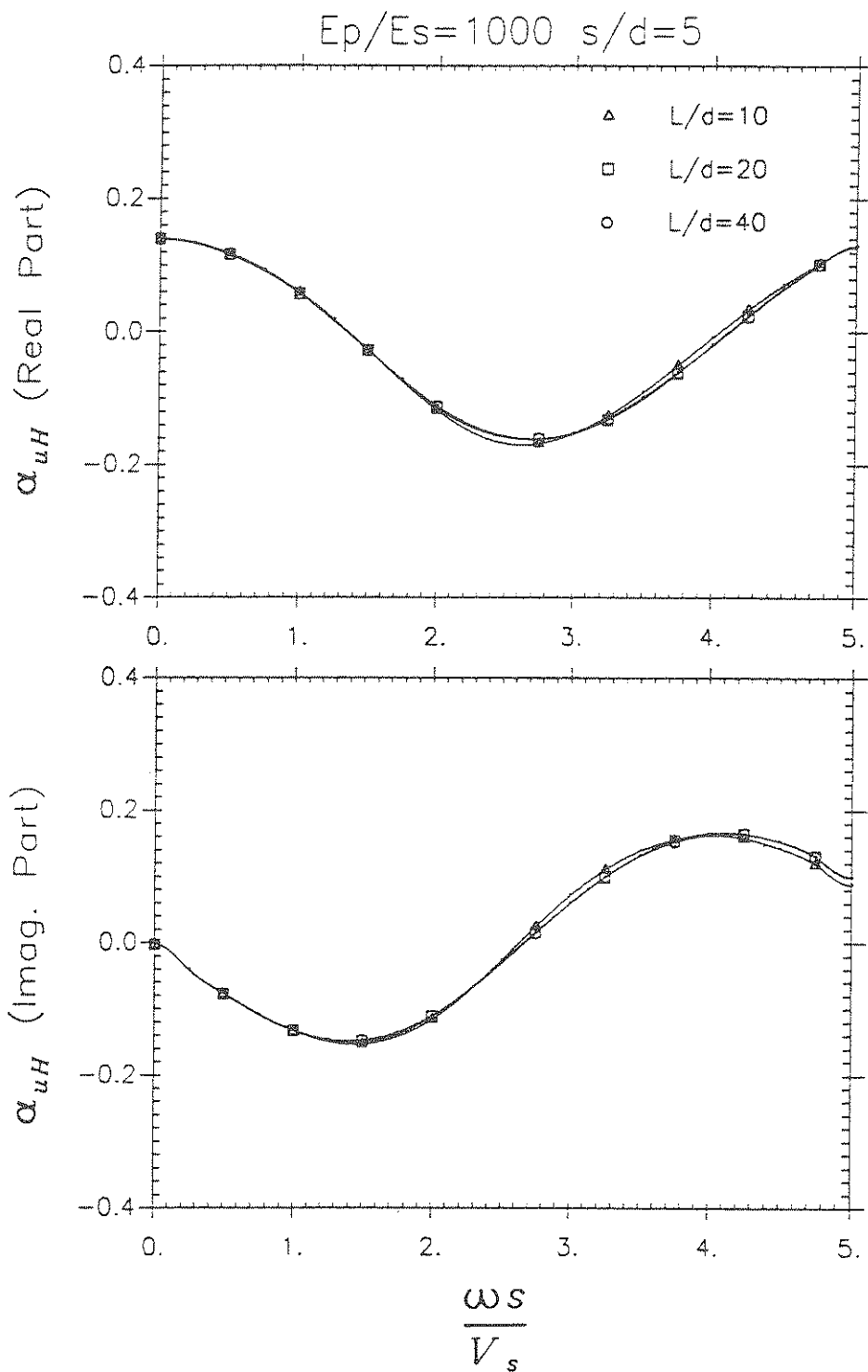


Fig.4-20 Effect of L/d on Horizontal Interaction Factors for Relatively-Compressible

Piles in Homogeneous Soil ($E_p/E_s = 1000, s/d = 5, \rho_s/\rho_p = 0.7, \beta = 0.05$ and $\nu_s = 0.4$) $\theta = 90^\circ$

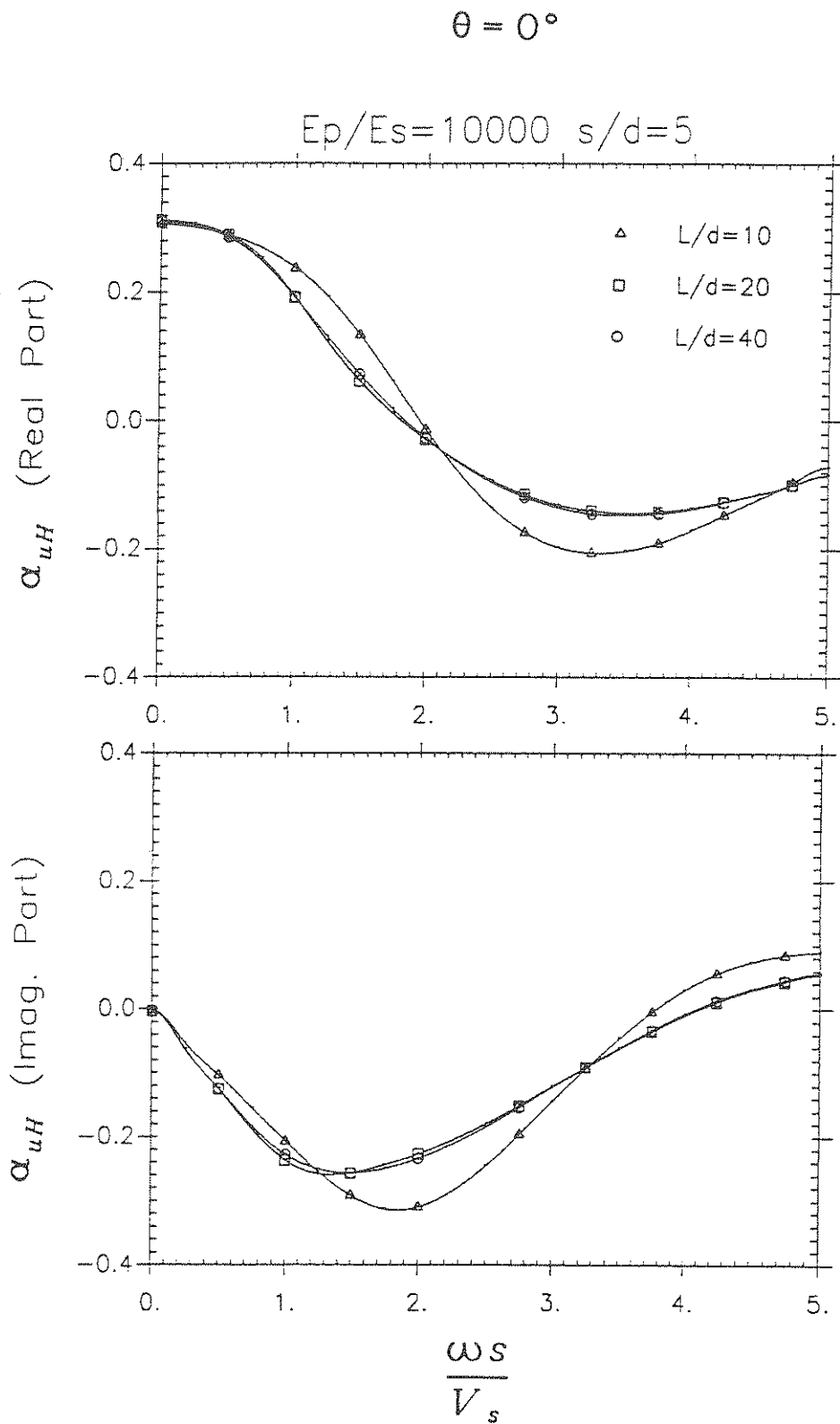


Fig.4-21 Effect of L/d on Horizontal Interaction Factors for relatively-Rigid Piles in Homogeneous Soil ($E_p/E_s = 10000$, $s/d = 5$, $\rho_s/\rho_p = 0.7$, $\beta = 0.05$ and $\nu_s = 0.4$) $\theta = 0^\circ$

$$\theta = 90^\circ$$

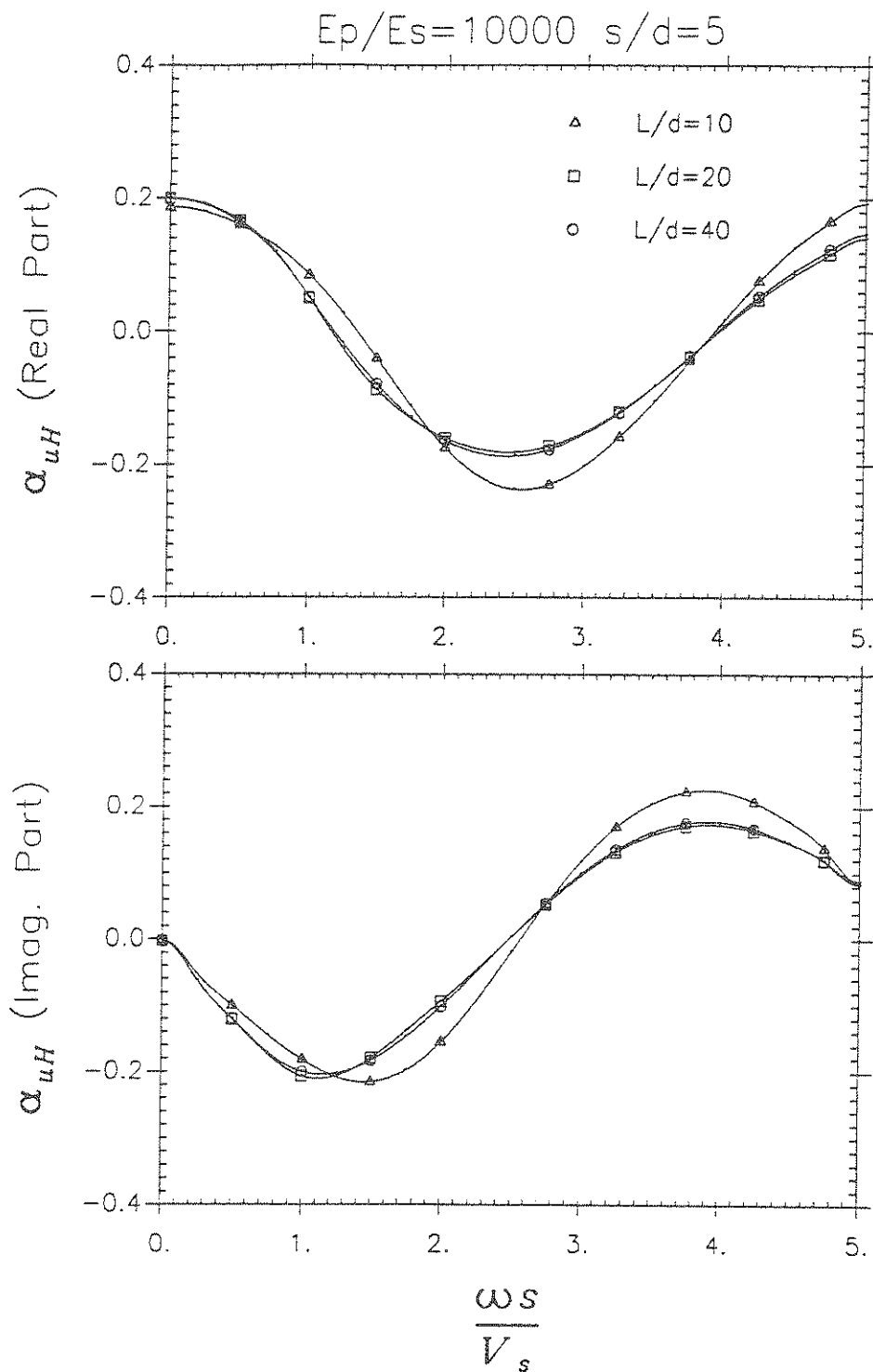


Fig.4-22 Effect of L/d on Horizontal Interaction Factors for Relatively-Rigid Piles in Homogeneous Soil($E_p/E_s = 10000, s/d = 5, \rho_s/\rho_p = 0.7, \beta = 0.05$ and $\nu_s = 0.4$) $\theta = 90^\circ$

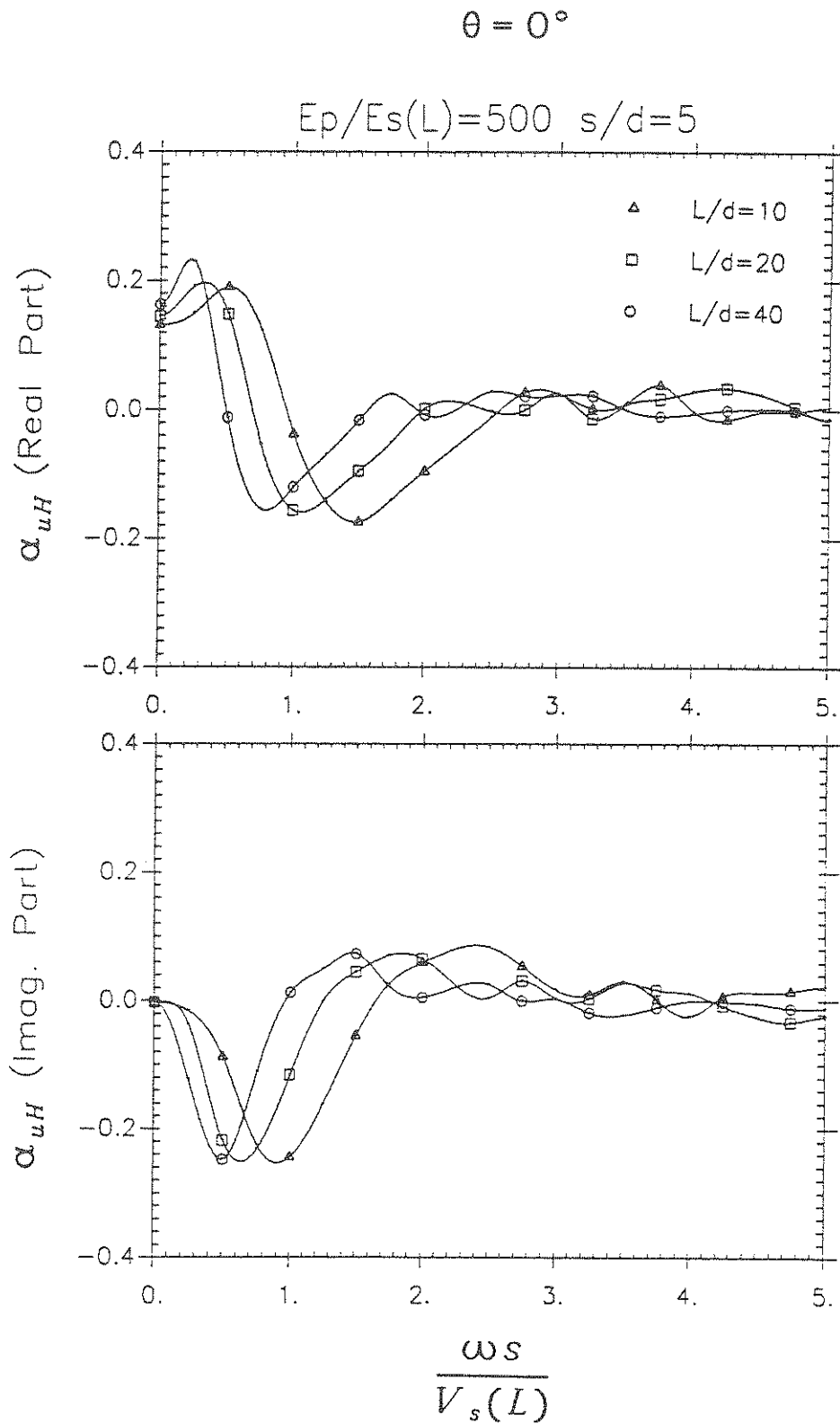


Fig.4-23 Effect of L/d on Horizontal Interaction Factors for Relatively-Compressible Piles in Nonhomogeneous Soil ($E_p/E_s(L) = 500, s/d = 5, \rho_s/\rho_p = 0.7, \beta = 0.05$ and $\nu_s = 0.4$)

$$\theta = 90^\circ$$

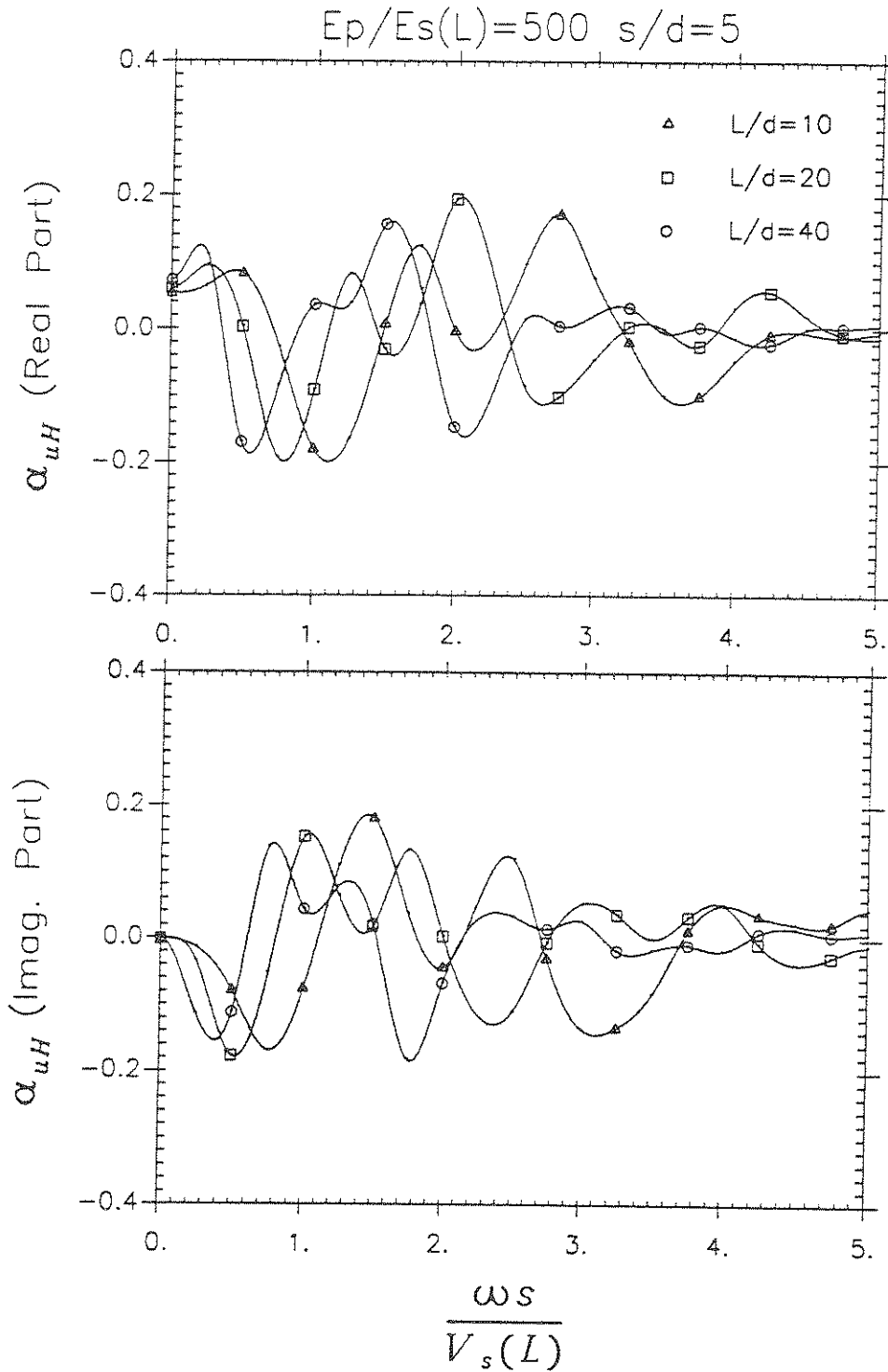


Fig.4-24 Effect of L/d on Horizontal Interaction Factors for Relatively-Compressible

Piles in Nonhomogeneous Soil ($E_p/E_s(L) = 500, s/d = 5, \rho_s/\rho_p = 0.7, \beta = 0.05$ and $\nu_s = 0.4$)

$$\theta = 0^\circ$$

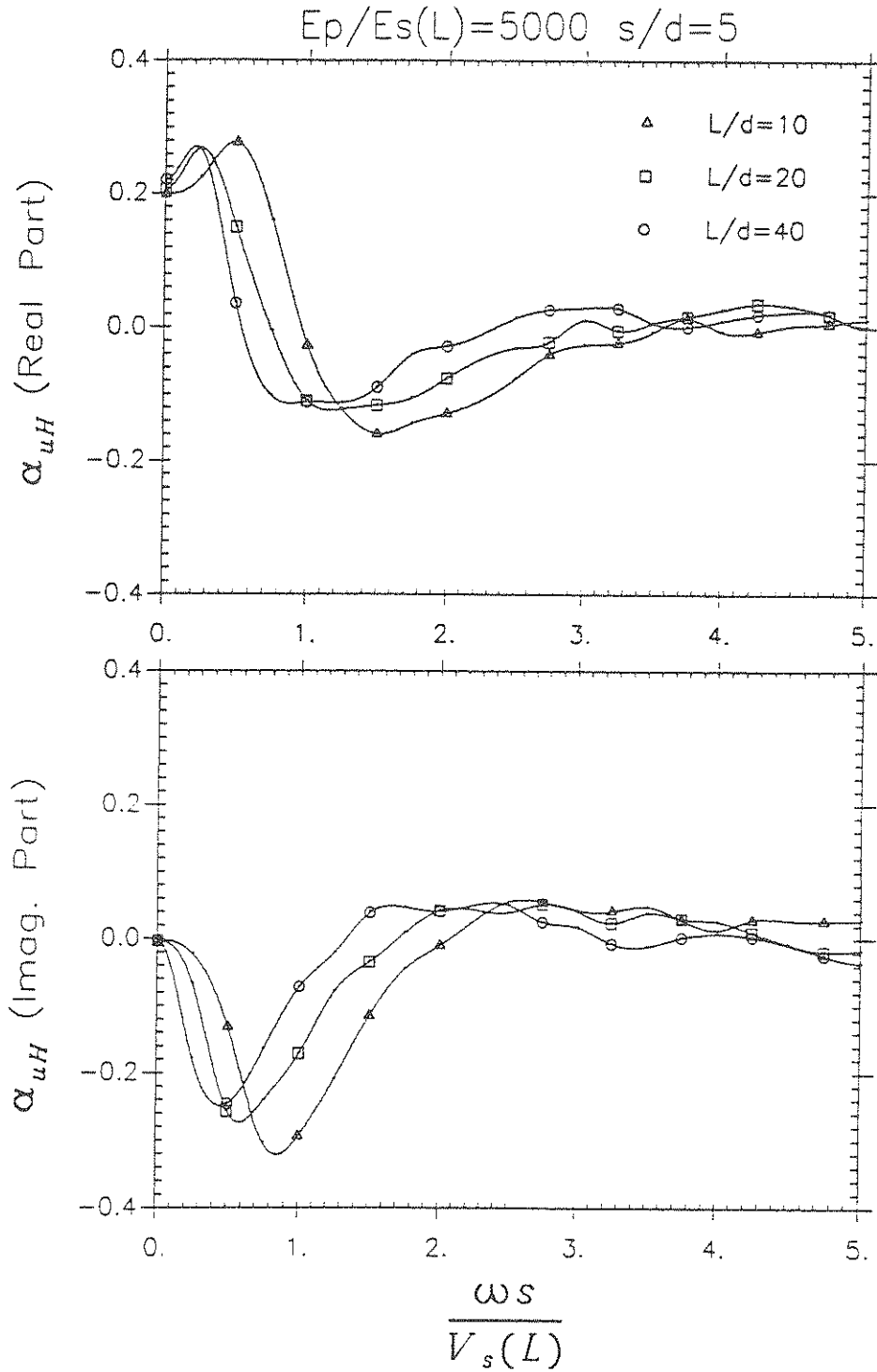


Fig.4-25 Effect of L/d on Horizontal Interaction Factors for Relatively-Rigid Piles in Nonhomogeneous Soil ($E_p/E_s(L) = 5000, s/d = 5, \rho_s/\rho_p = 0.7, \beta = 0.05$ and $\nu_s = 0.4$) $\theta = 0^\circ$

$$\theta = 90^\circ$$

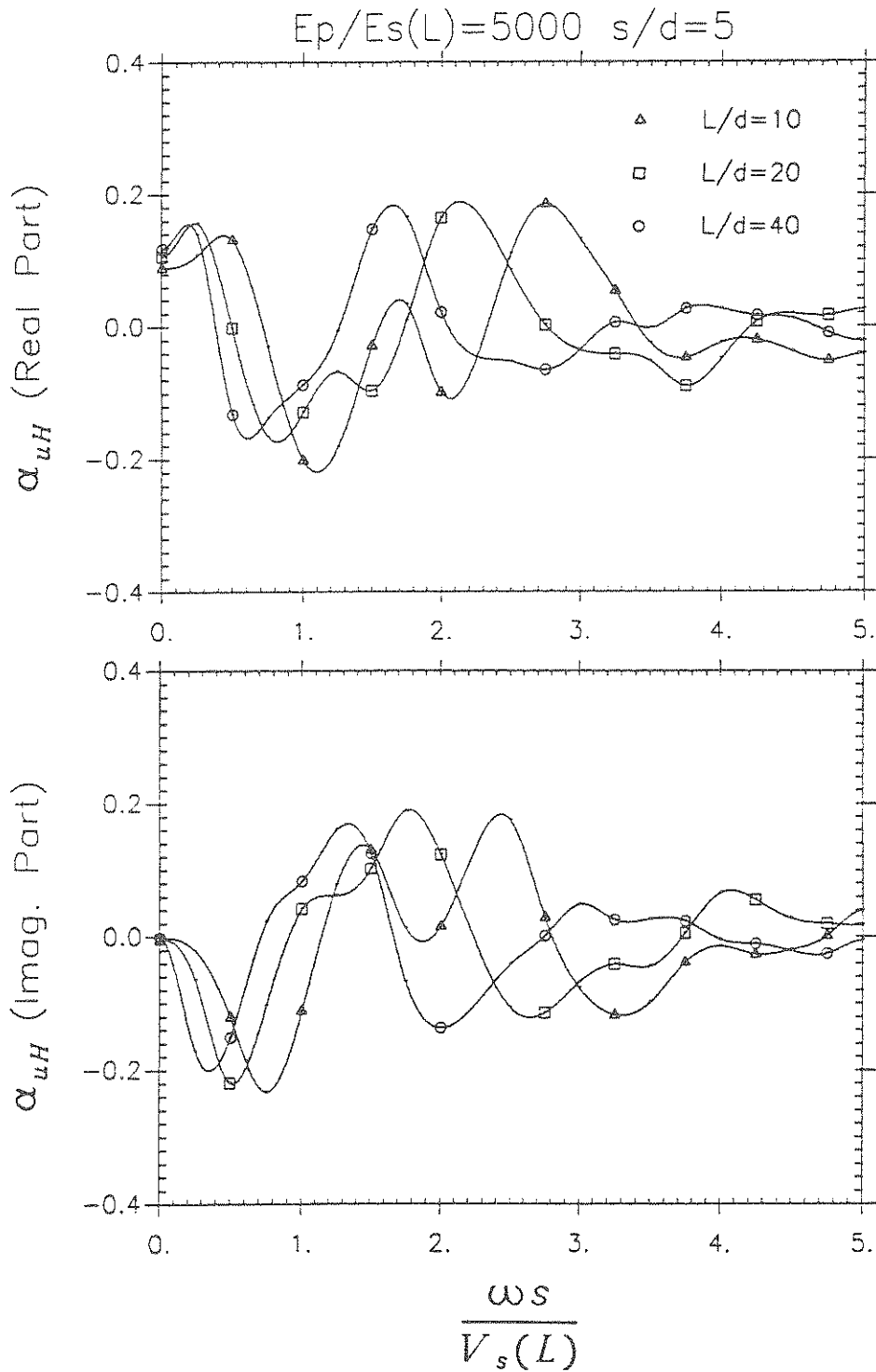


Fig.4-26 Effect of L/d on Horizontal Interaction Factors for Relative-Rigid Piles in

Nonhomogeneous Soil ($E_p/E_s(L) = 5000, s/d = 5, \rho_s/\rho_p = 0.7, \beta = 0.05$ and $\nu_s = 0.4$) $\theta = 90^\circ$

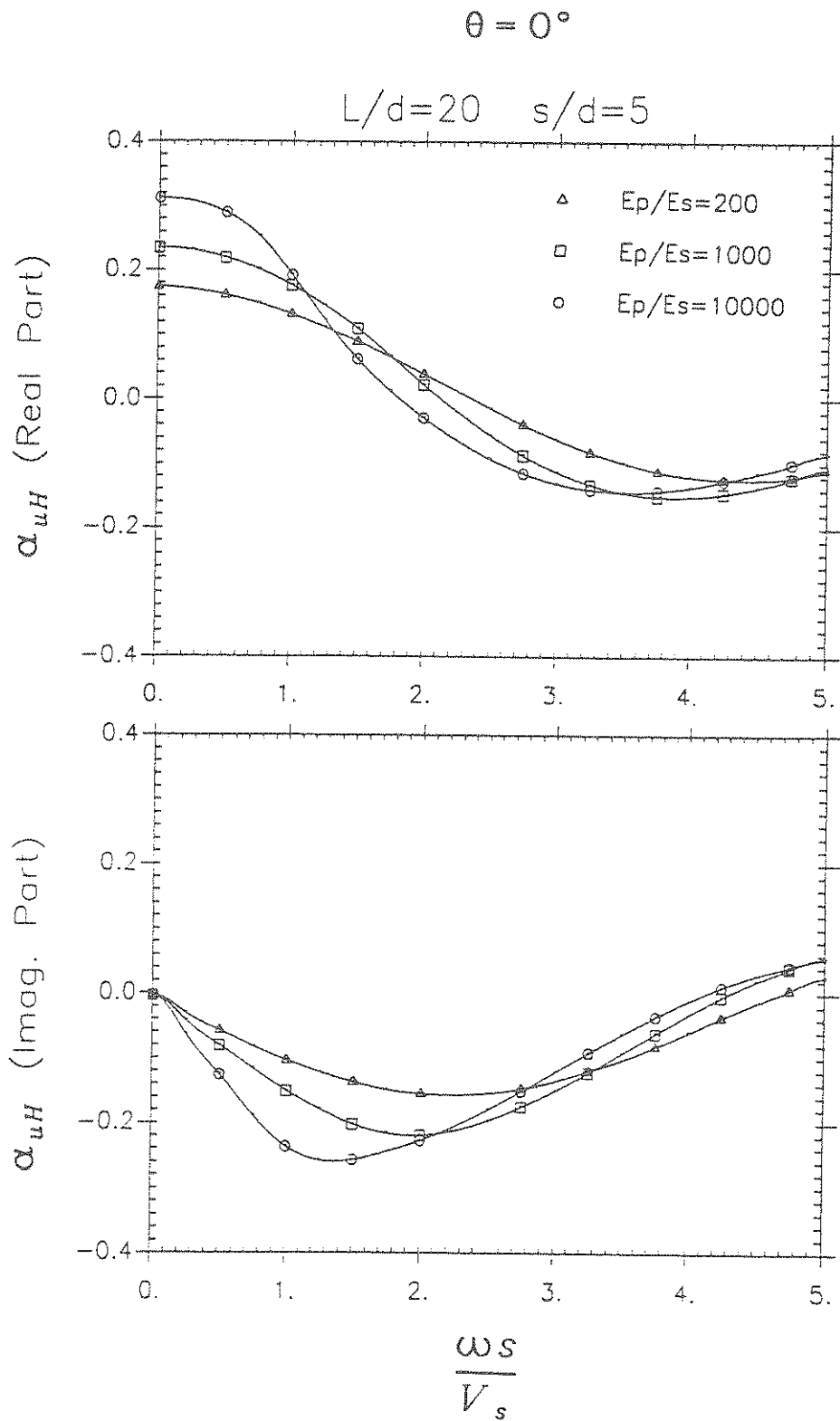


Fig.4-27 Effect of E_p/E_s on Horizontal Interaction Factors for Piles in Homogeneous

Soil($L/d = 20, s/d = 5, \rho_s/\rho_p = 0.7, \beta = 0.05$ and $\nu_s = 0.4$) $\theta = 0^\circ$

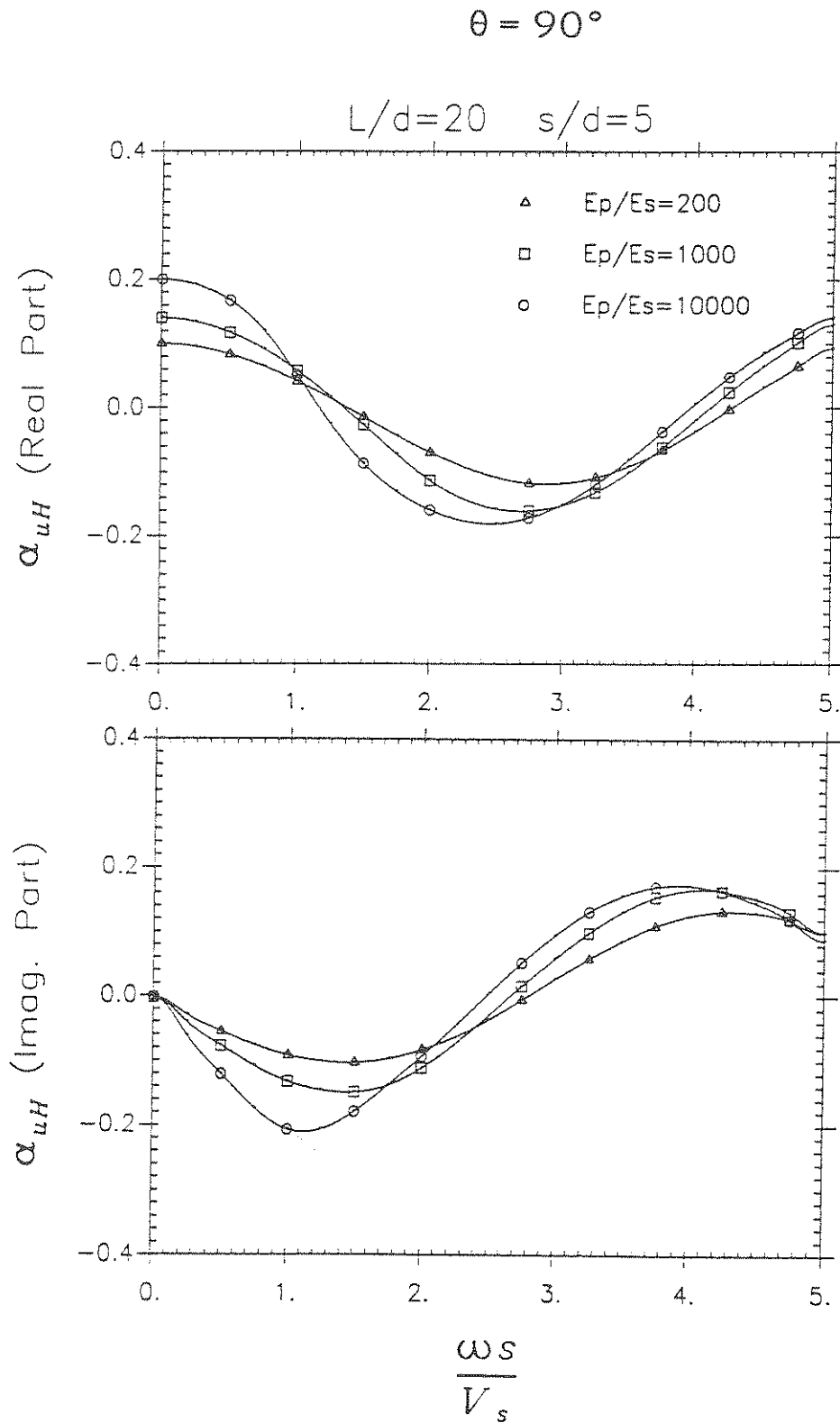


Fig.4-28 Effect of E_p/E_s , on Horizontal Interaction Factors for Piles in Homogeneous

Soil($L/d = 20, s/d = 5, \rho_s/\rho_p = 0.7, \beta = 0.05$ and $\nu_s = 0.4$) $\theta = 90^\circ$

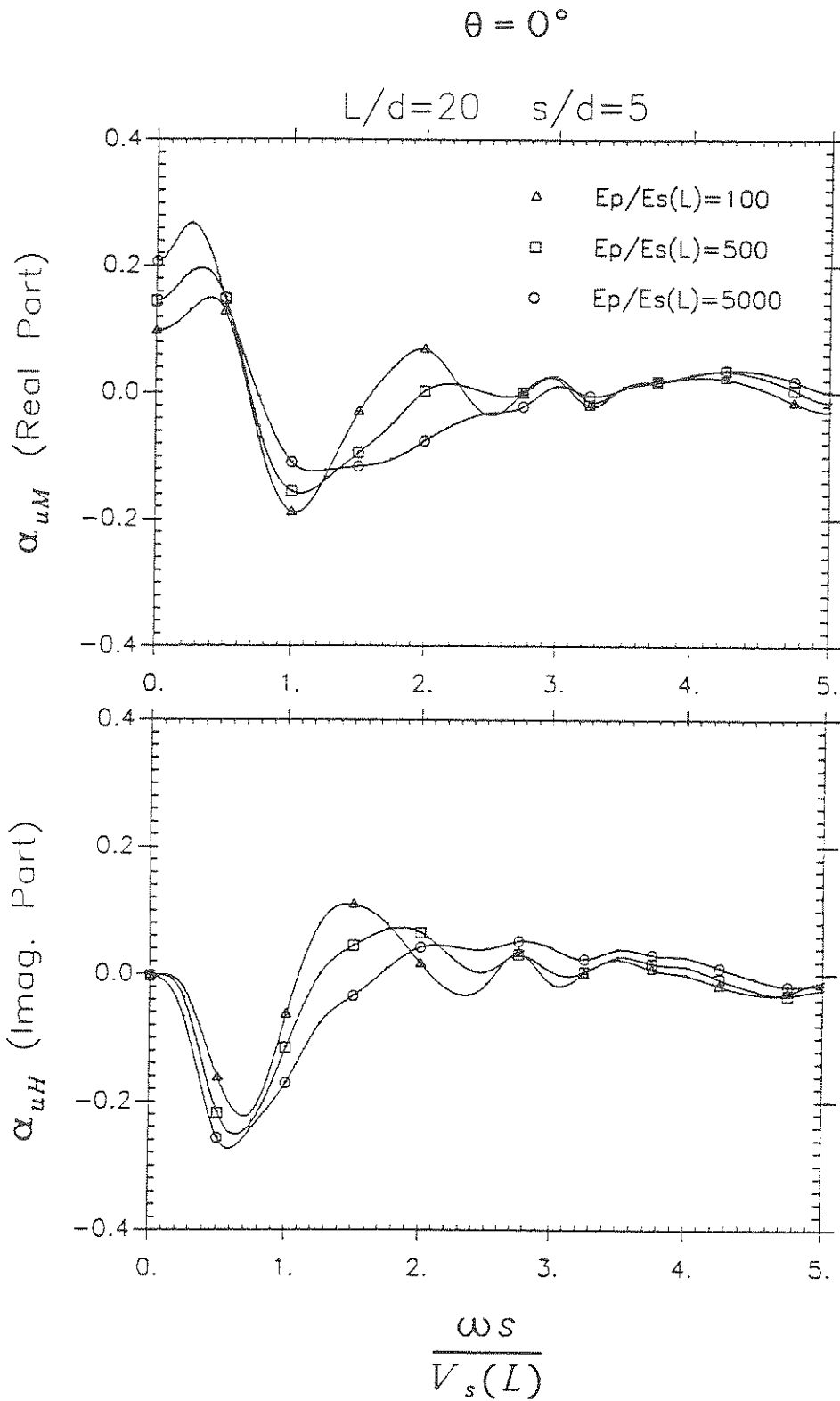


Fig.4-29 Effect of E_p/E_s on Horizontal Interaction Factors for Piles in Nonhomogeneous

Soil($L/d = 20, s/d = 5, \rho_s/\rho_p = 0.7, \beta = 0.05$ and $\nu_s = 0.4$) $\theta = 0^\circ$

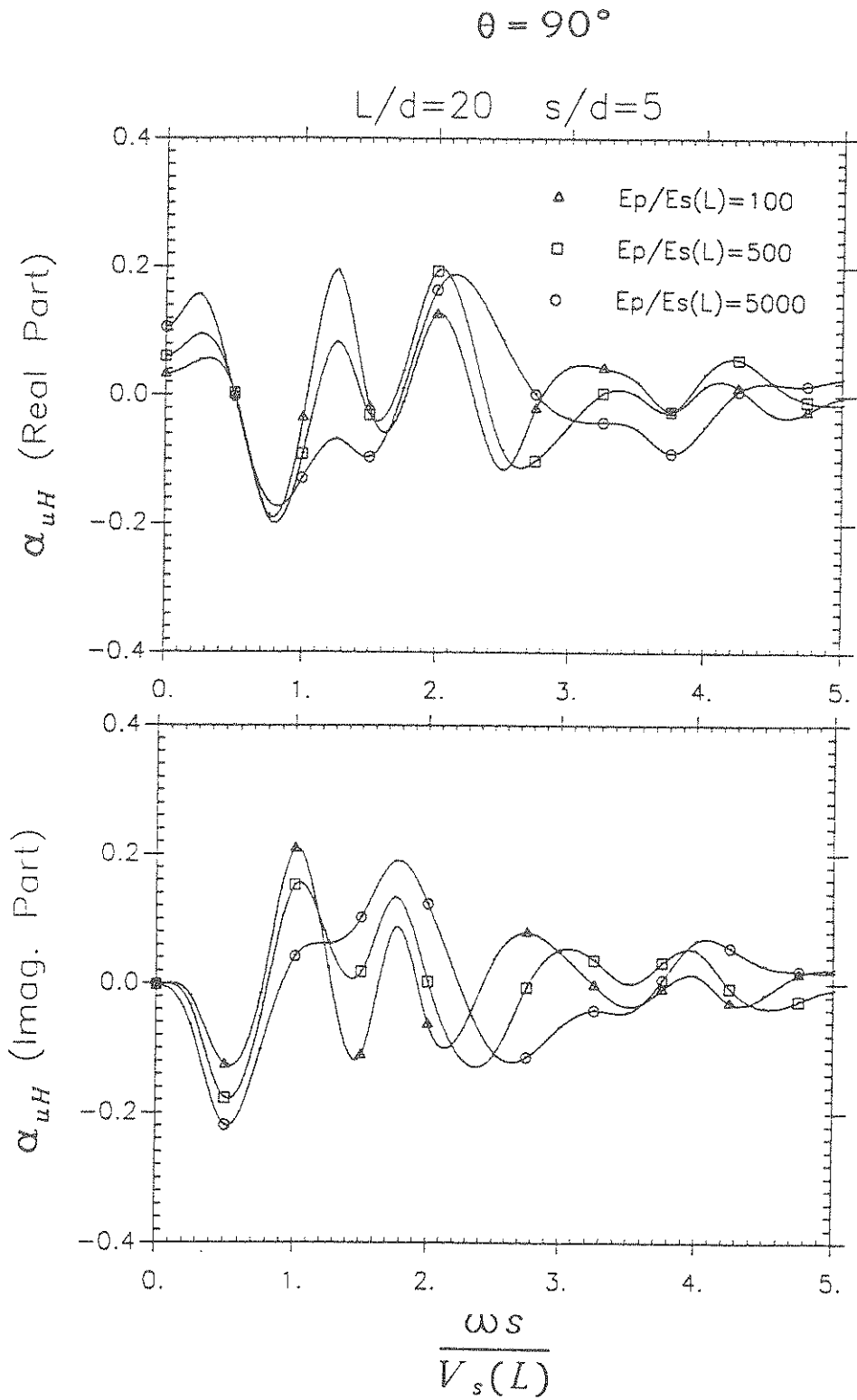


Fig.4-30 Effect of E_p/E_s on Horizontal Interaction Factors for Piles in Nonhomogeneous

Soil($L/d = 20, s/d = 5, \rho_s/\rho_p = 0.7, \beta = 0.05$ and $\nu_s = 0.4$) $\theta = 90^\circ$

$$\theta = 0^\circ$$

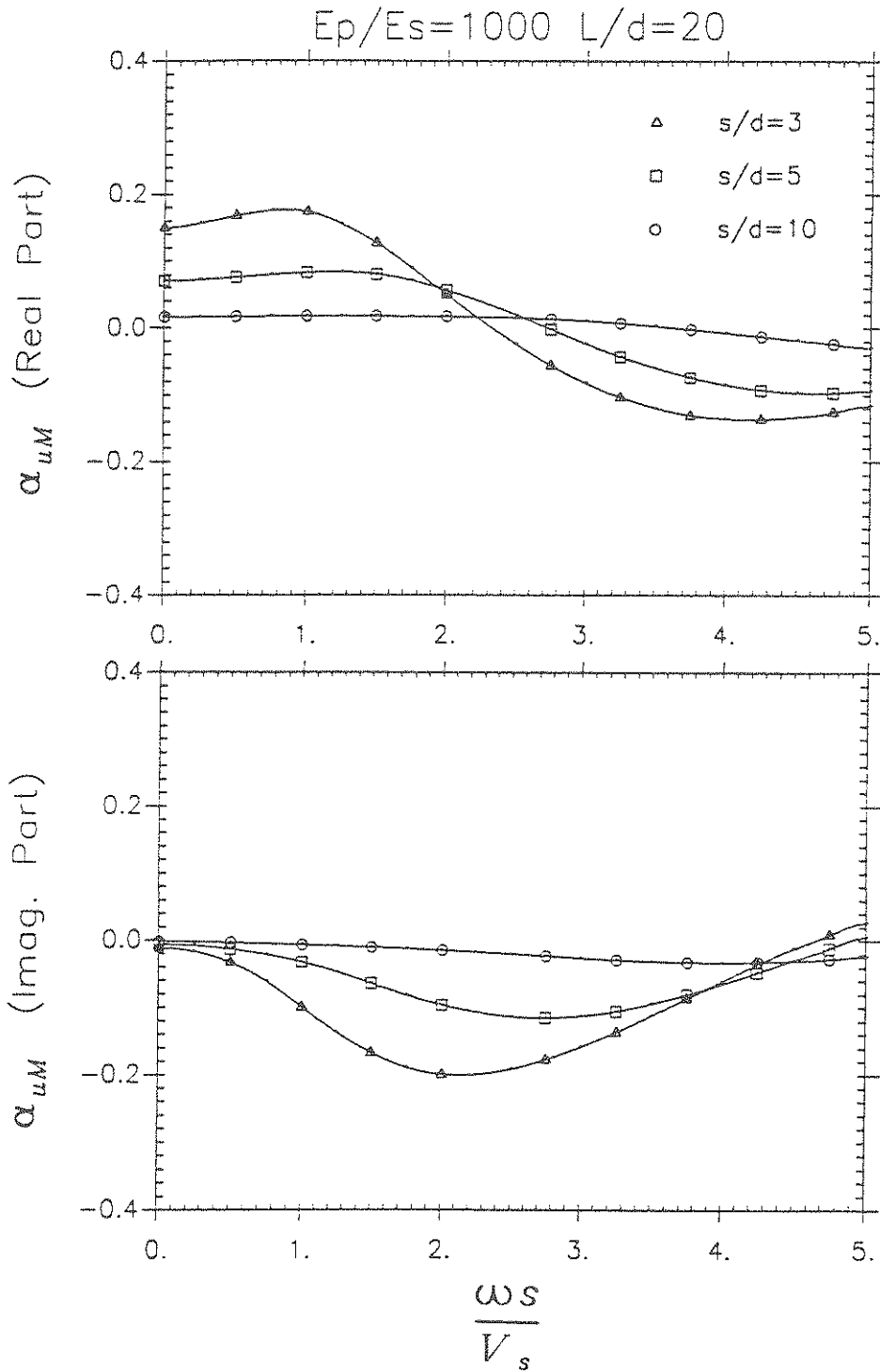


Fig.4-31 Coupling Interaction Factors for Relatively-Compressible Piles in Homogeneous Soil ($E_p/E_s = 1000, L/d = 20, \rho_s/\rho_p = 0.7, \beta = 0.05$ and $\nu_s = 0.4$) $\theta = 0^\circ$

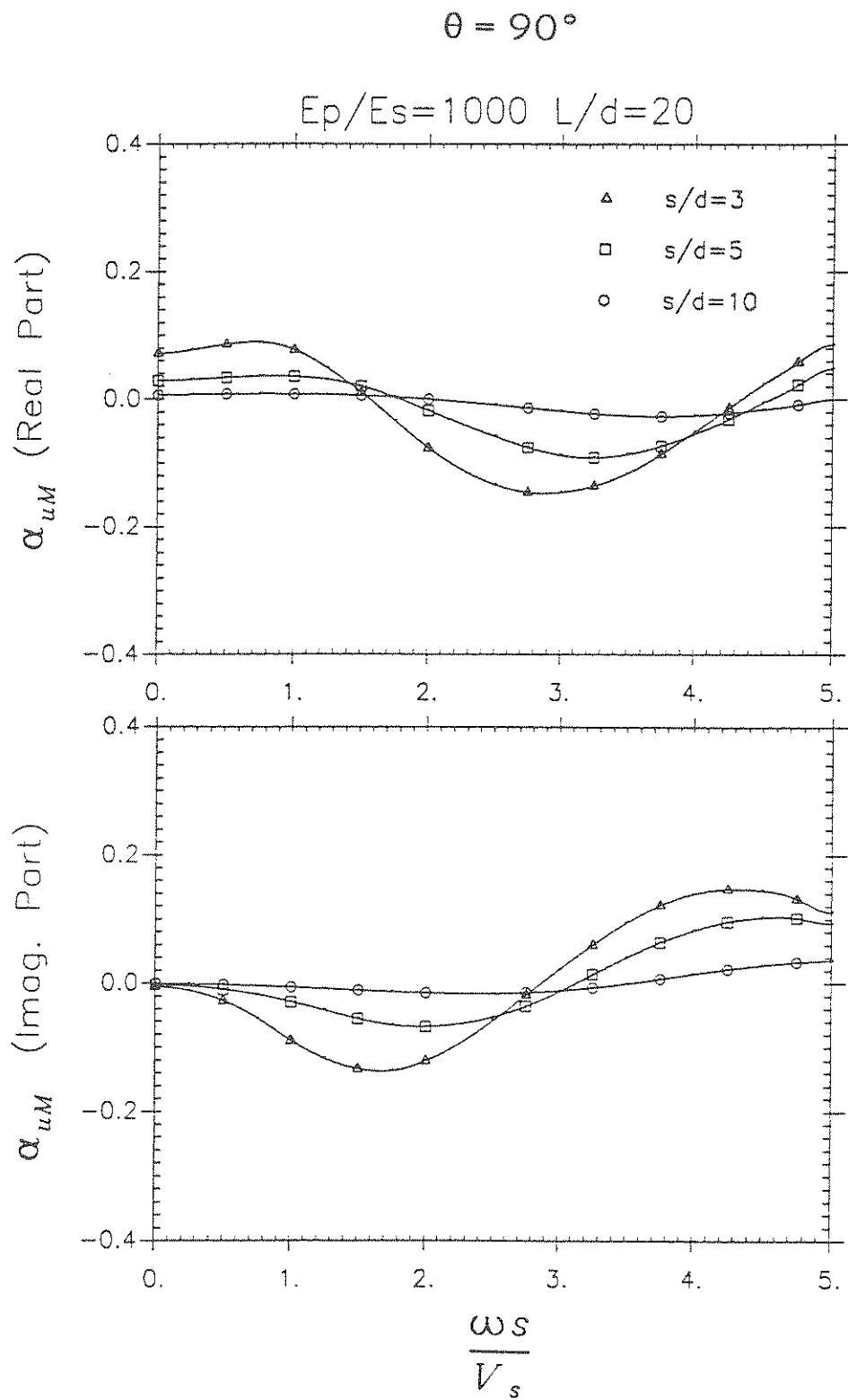


Fig.4-32 Coupling Interaction Factors for Relatively-Compressible Piles in Homogeneous Soil ($E_p/E_s = 1000, L/d = 20, \rho_s/\rho_p = 0.7, \beta = 0.05$ and $\nu_s = 0.4$) $\theta = 90^\circ$

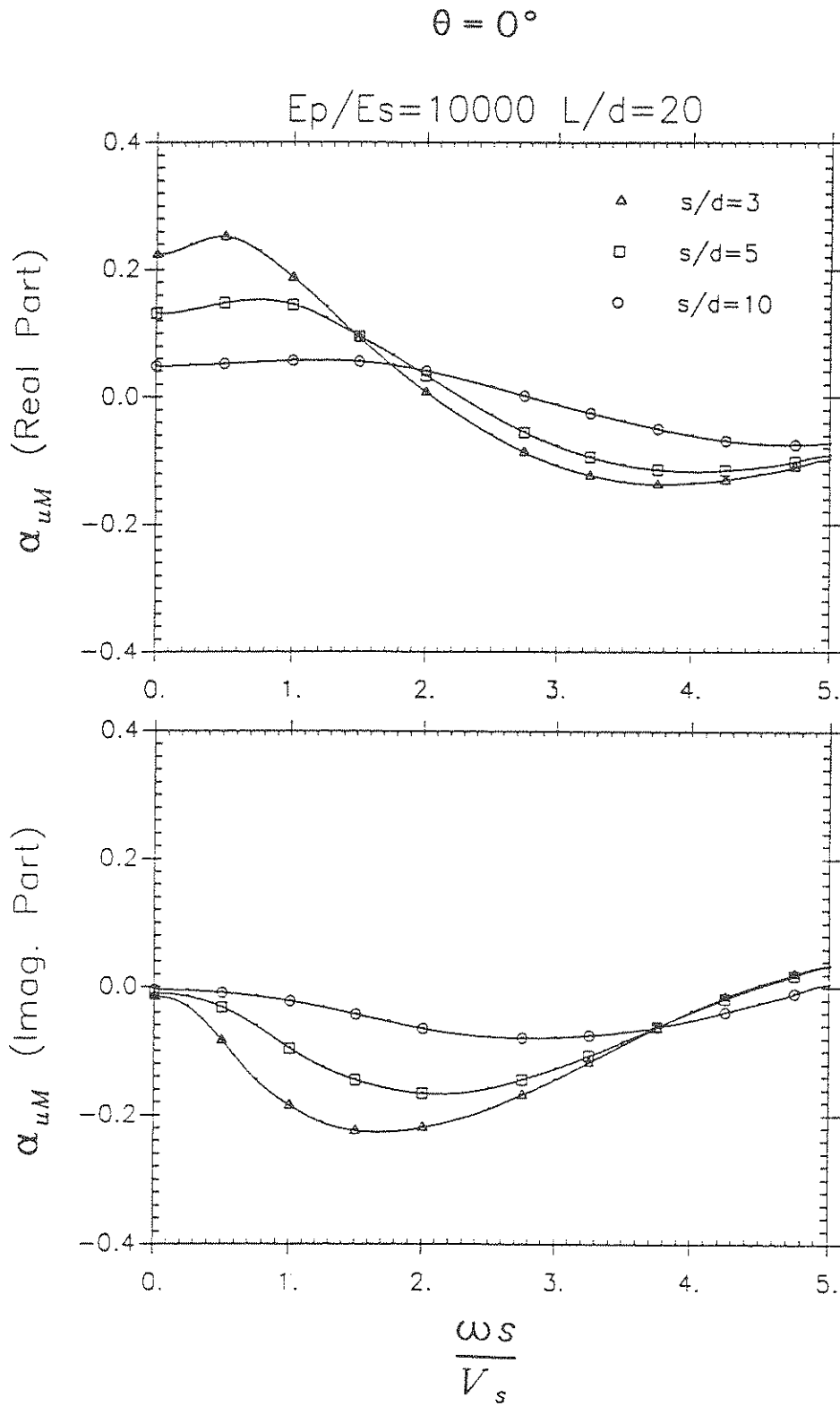


Fig.4-33 Coupling Interaction Factors for Relatively-Rigid Piles in Homogeneous Soil

($E_p/E_s = 10000, L/d = 20, \rho_s/\rho_p = 0.7, \beta = 0.05$ and $\nu_s = 0.4$) $\theta = 0^\circ$

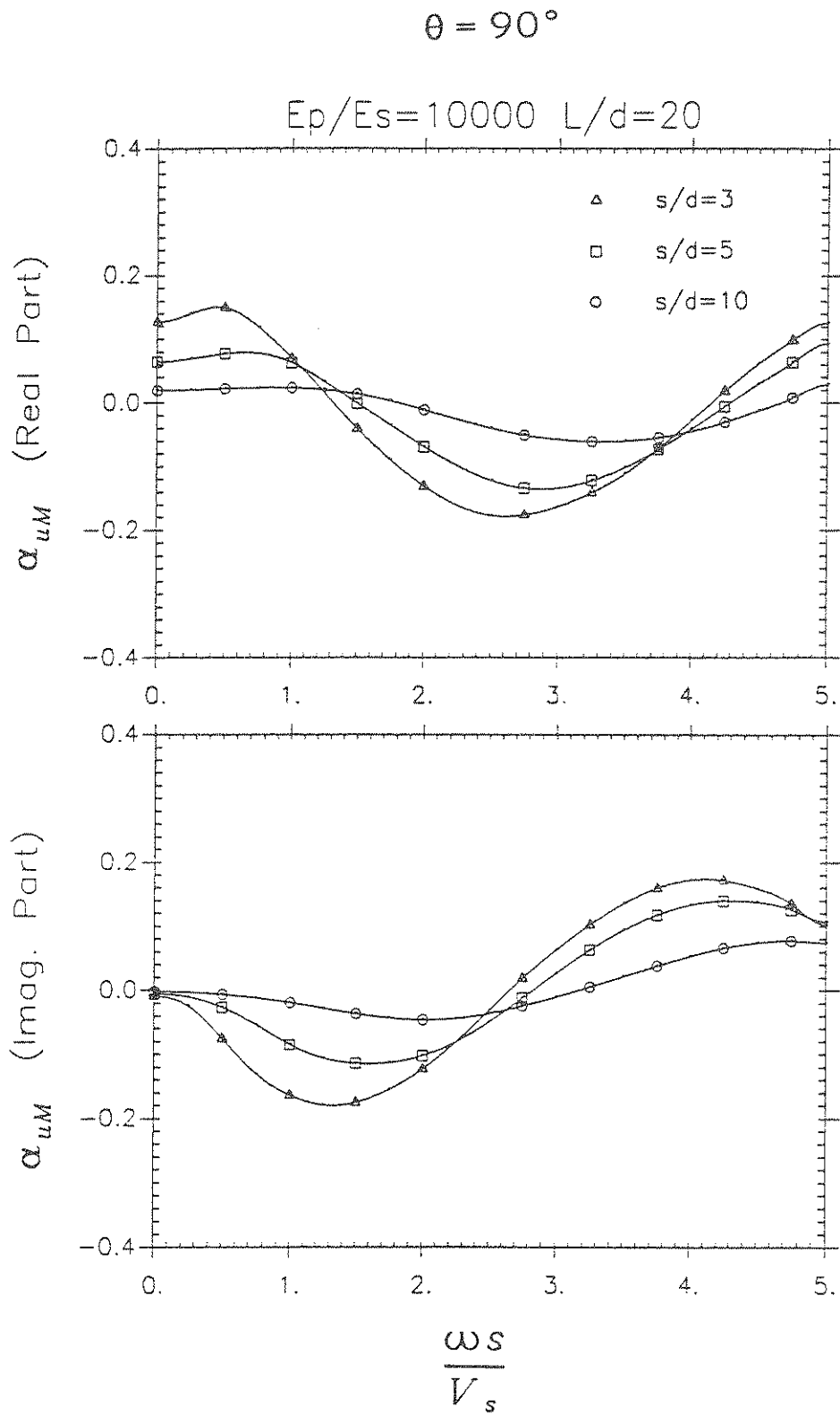


Fig.4-34 Coupling Interaction Factors for Relatively-Rigid Piles in Homogeneous Soil

($E_p/E_s = 10000, L/d = 20, \rho_s/\rho_p = 0.7, \beta = 0.05$ and $\nu_s = 0.4$) $\theta = 90^\circ$

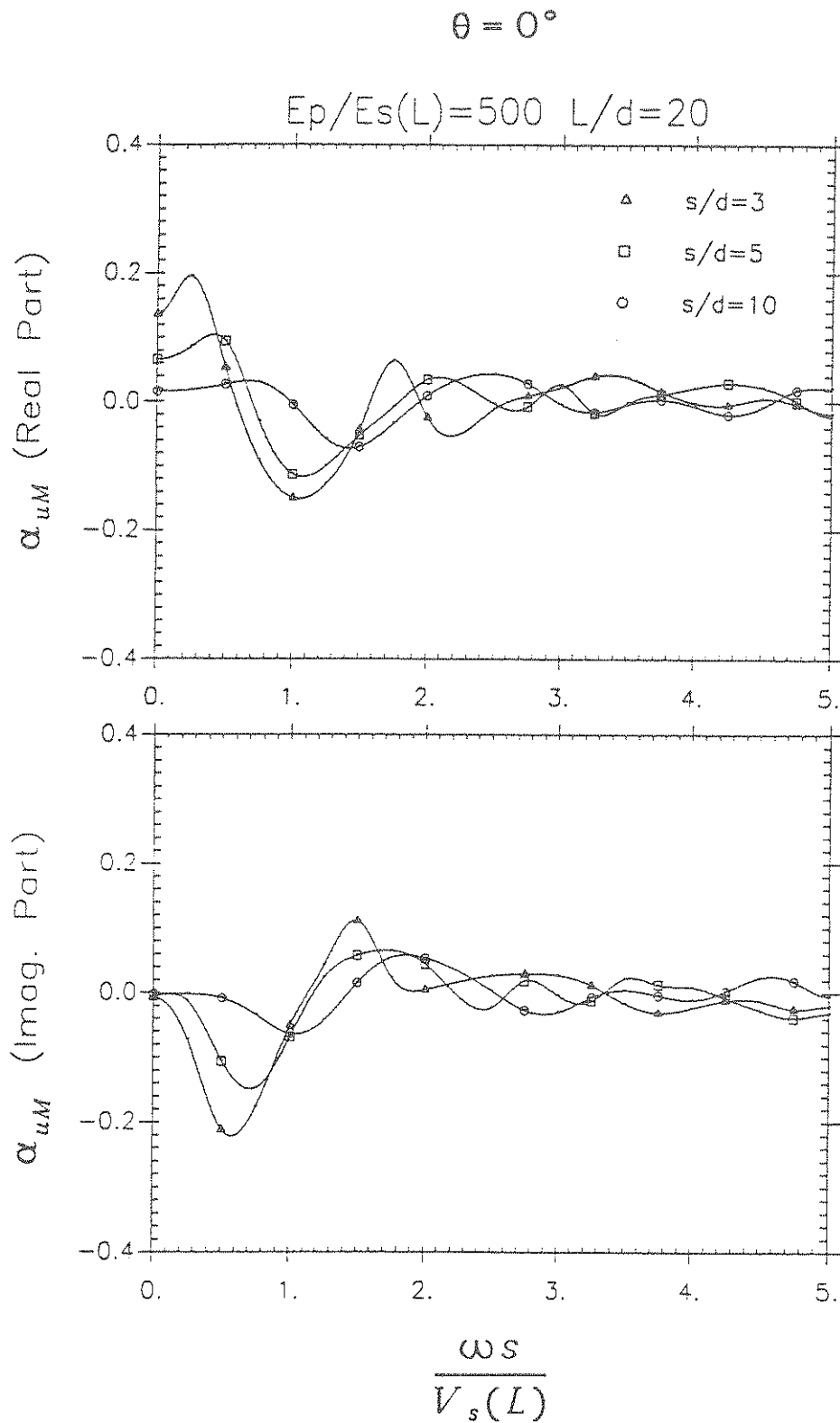


Fig.4-35 Coupling Interaction Factors for Relatively-Compressible Piles in Nonhomogeneous Soil ($E_p/E_s(L) = 500, L/d = 20, \rho_s/\rho_p = 0.7, \beta = 0.05$ and $\nu_s = 0.4$) $\theta = 0^\circ$

$$\theta = 90^\circ$$

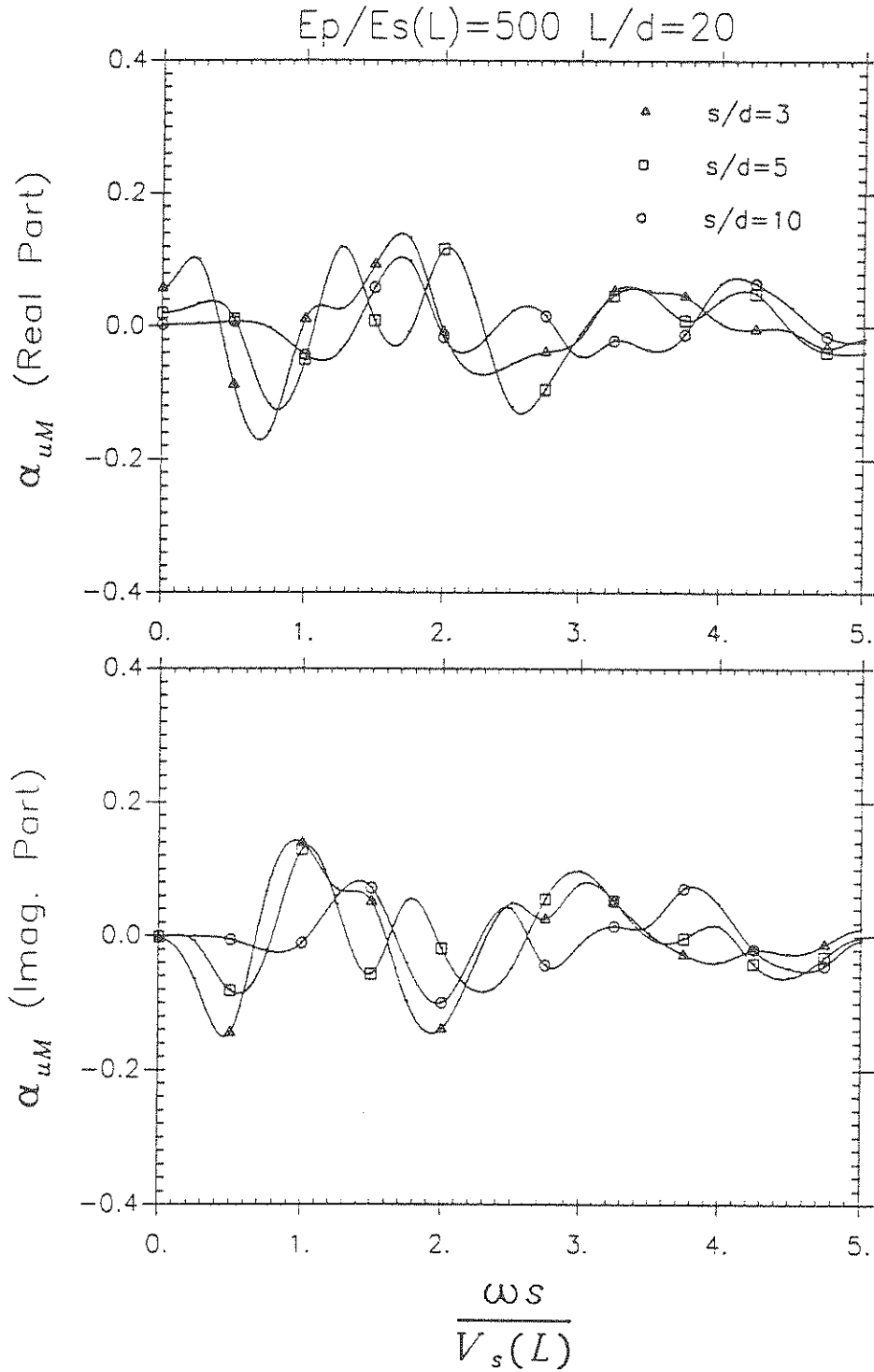


Fig.4-36 Coupling Interaction Factors for Relatively-Compressible Piles in Nonhomo-

geneous Soil ($E_p/E_s(L) = 500, L/d = 20, \rho_s/\rho_p = 0.7, \beta = 0.05$ and $\nu_s = 0.4$) $\theta = 90^\circ$

$$\theta = 0^\circ$$

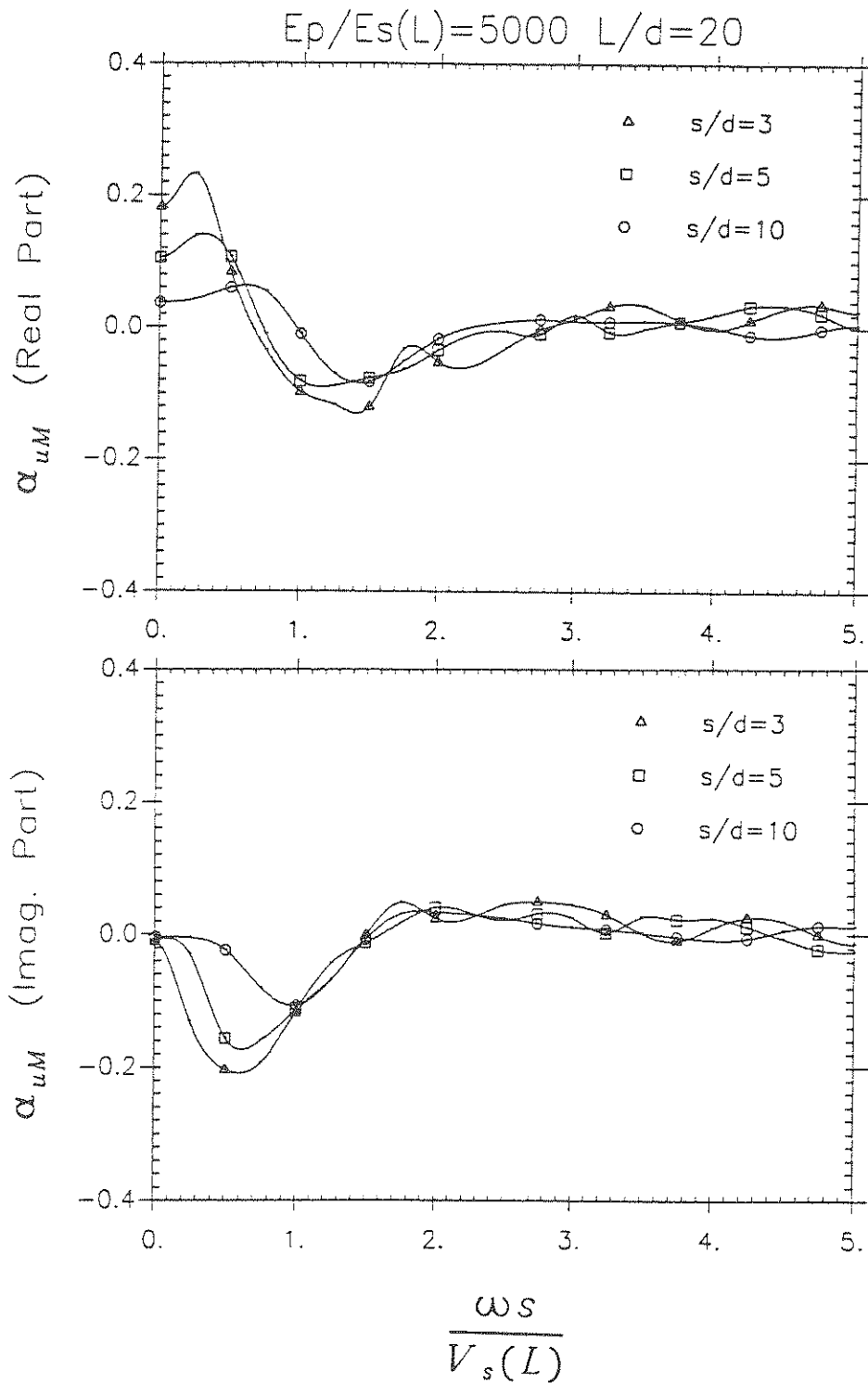


Fig.4-37 Coupling Interaction Factors for Relatively-Rigid Piles in Nonhomogeneous

Soil ($E_p/E_s(L) = 5000, L/d = 20, \rho_s/\rho_p = 0.7, \beta = 0.05$ and $\nu_s = 0.4$) $\theta = 0^\circ$

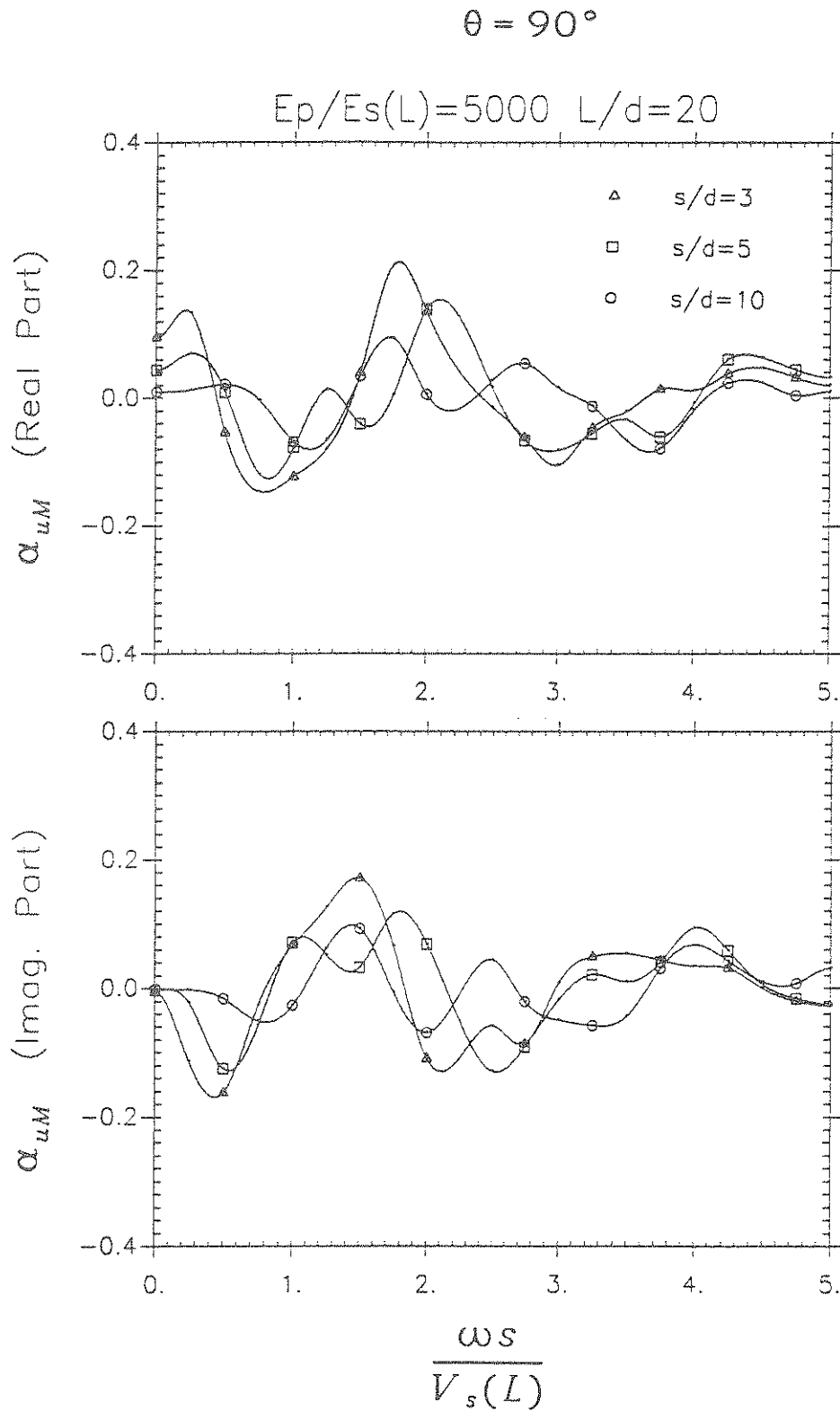


Fig.4-38 Coupling Interaction Factors for Relatively-Rigid Piles in Nonhomogeneous

Soil ($E_p/E_s(L) = 5000, L/d = 20, \rho_s/\rho_p = 0.7, \beta = 0.05$ and $\nu_s = 0.4$) $\theta = 90^\circ$

$$\theta = 0^\circ$$

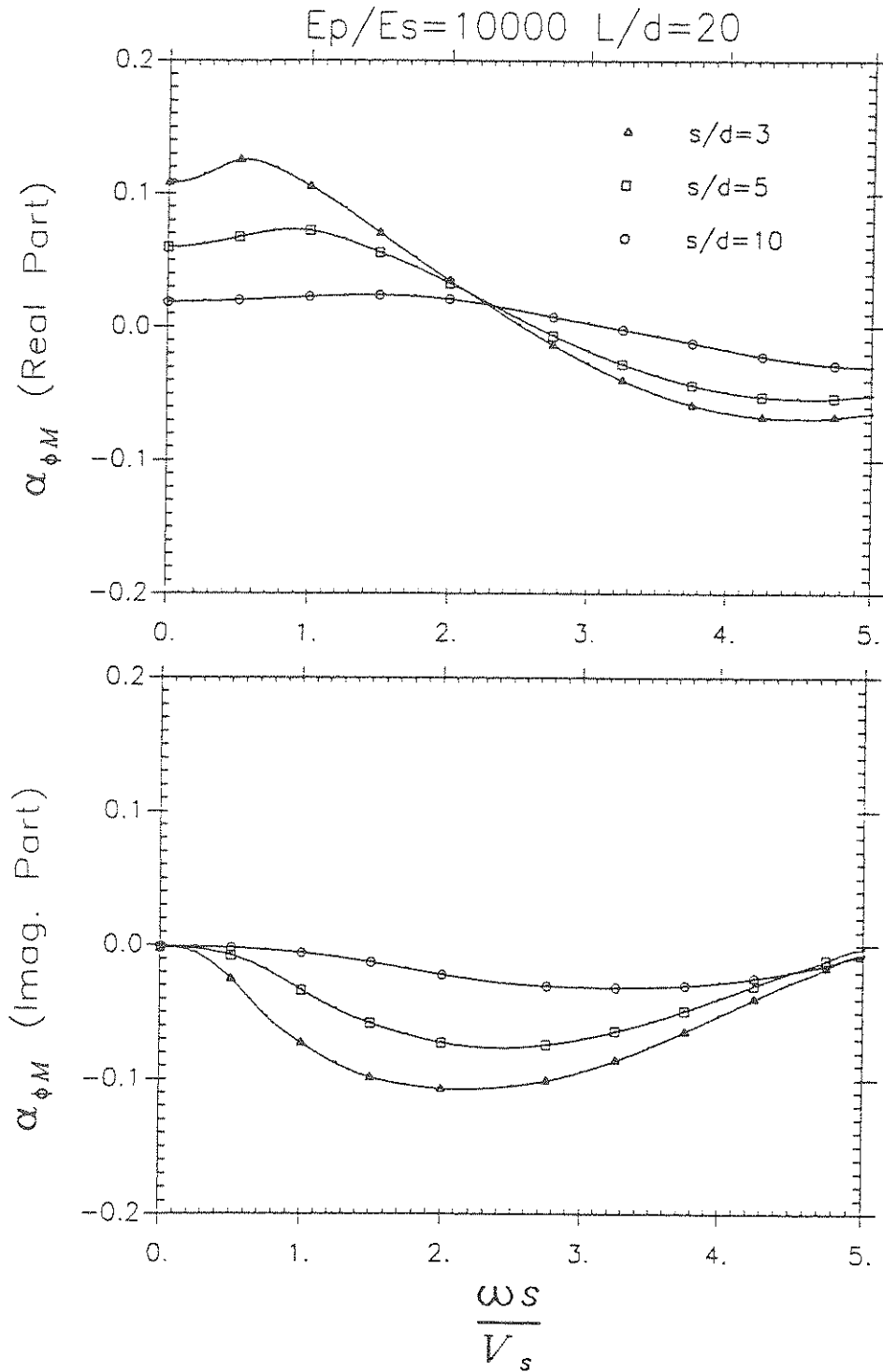


Fig.4-39 Rotational Interaction Factors for Relatively-Rigid Piles in Homogeneous Soil

$(E_p/E_s = 10000, L/d = 20, \rho_s/\rho_p = 0.7, \beta = 0.05 \text{ and } \nu_s = 0.4) \theta = 0^\circ$

$$\theta = 90^\circ$$

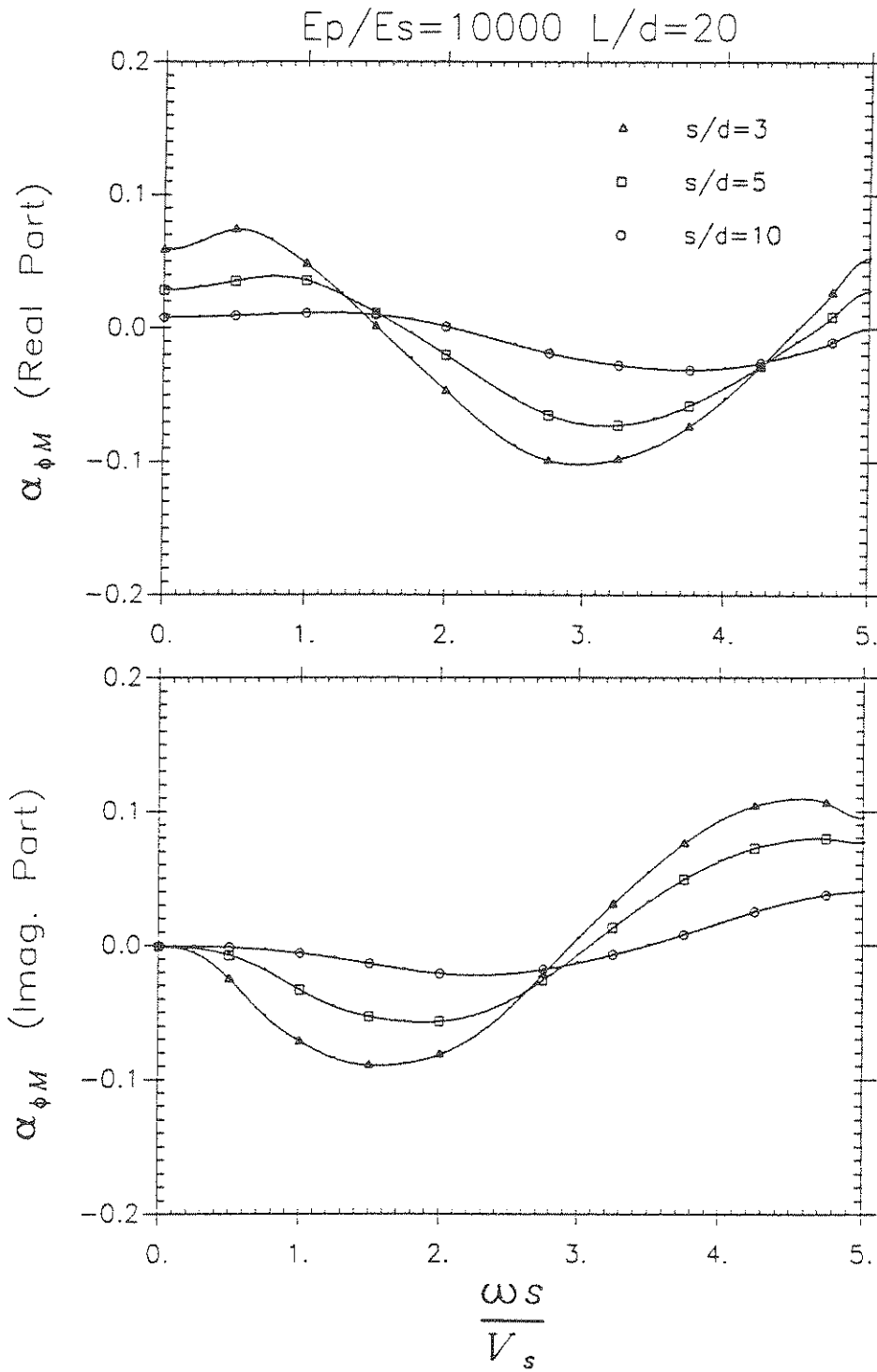


Fig.4-40 Rotational Interaction Factors for Relatively-Rigid Piles in Homogeneous Soil

($E_p/E_s = 10000, L/d = 20, \rho_s/\rho_p = 0.7, \beta = 0.05$ and $\nu_s = 0.4$) $\theta = 90^\circ$

$$\theta = 0^\circ$$

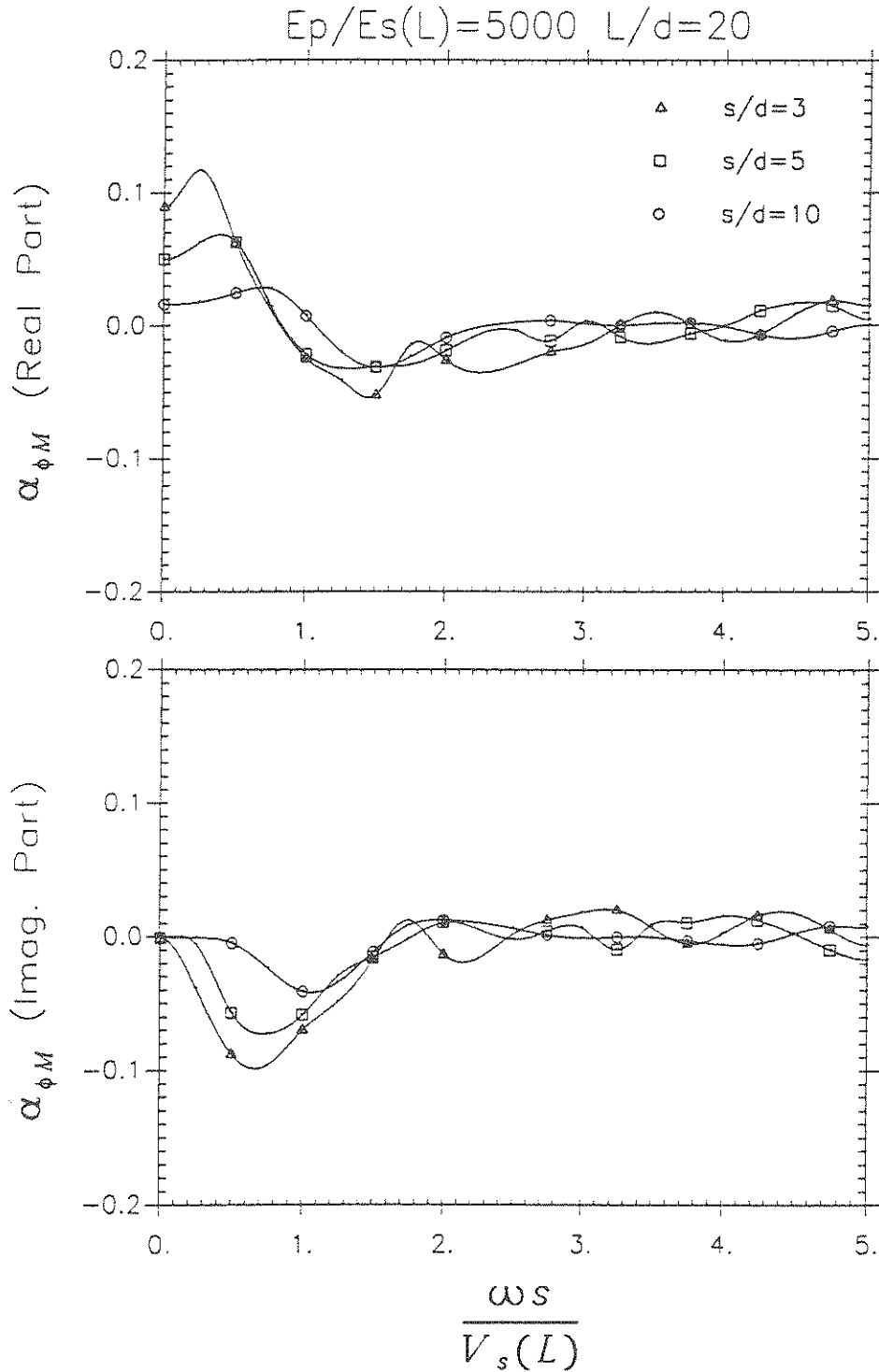


Fig.4-41 Rotational Interaction Factors for Relatively-Rigid Piles in Nonhomogeneous

Soil ($E_p/E_s(L) = 5000, L/d = 20, \rho_s/\rho_p = 0.7, \beta = 0.05$ and $\nu_s = 0.4$) $\theta = 0^\circ$

$$\theta = 90^\circ$$

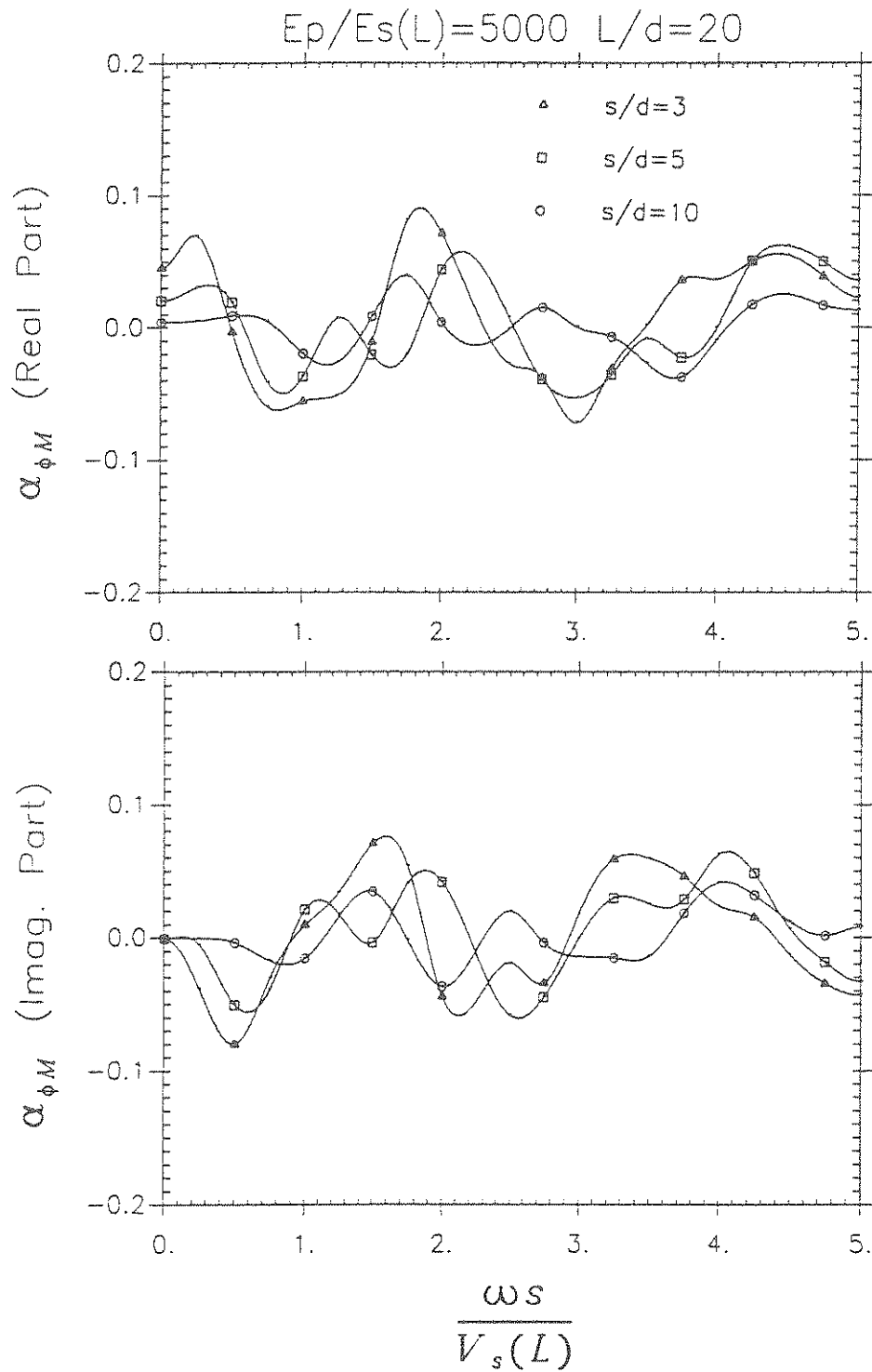


Fig.4-42 Rotational Interaction Factors for Relatively-Rigid Piles in Nonhomogeneous

Soil ($E_p/E_s(L) = 5000, L/d = 20, \rho_s/\rho_p = 0.7, \beta = 0.05$ and $\nu_s = 0.4$) $\theta = 90^\circ$

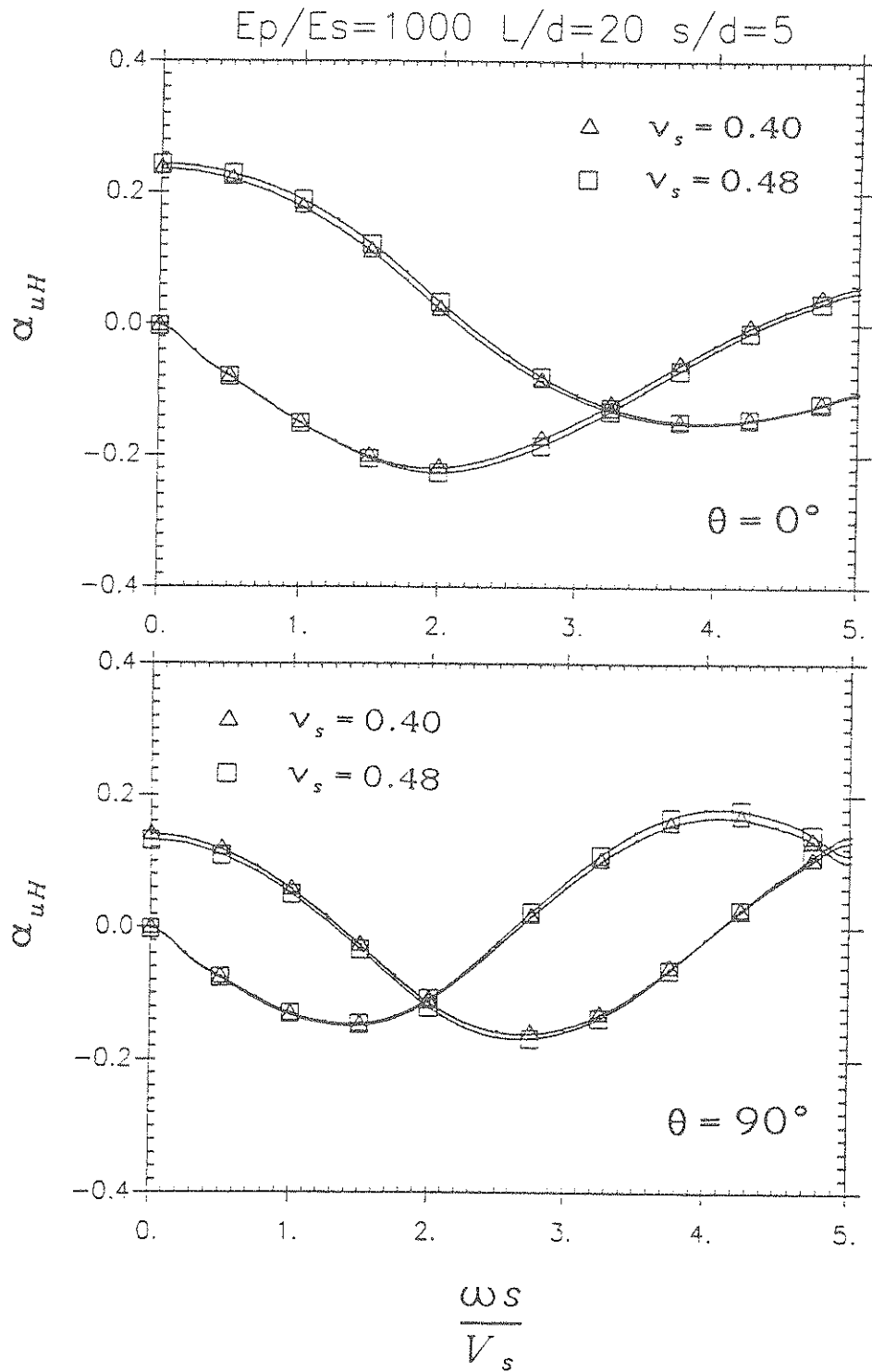


Fig.4-43 Effect of Poisson's Ratio ν_s on Horizontal Interaction Factors for Relatively Compressible Piles in Homogeneous Soil ($E_p/E_s = 1000, L/d = 20, s/d = 5, \beta = 0.05$ and $\rho_s/\rho_p = 0.7$)

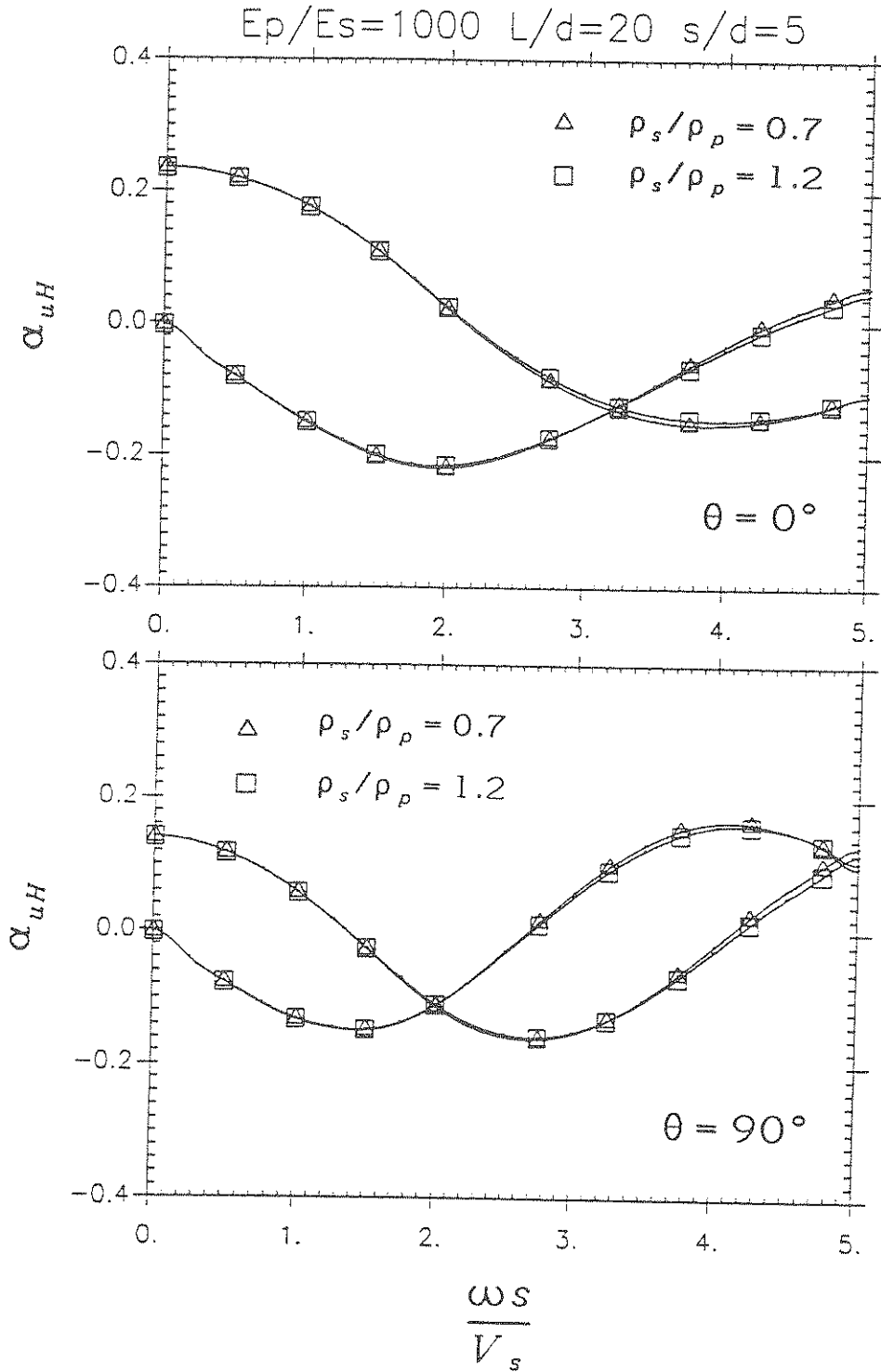


Fig.4-44 Effect of Mass Density Ratio ρ_s/ρ_p on Horizontal Interaction Factors for Relatively-Compressible Piles in Homogeneous Soil($E_p/E_s = 1000, L/d = 20, s/d = 5, \beta = 0.05$ and $\nu_s = 0.4$)

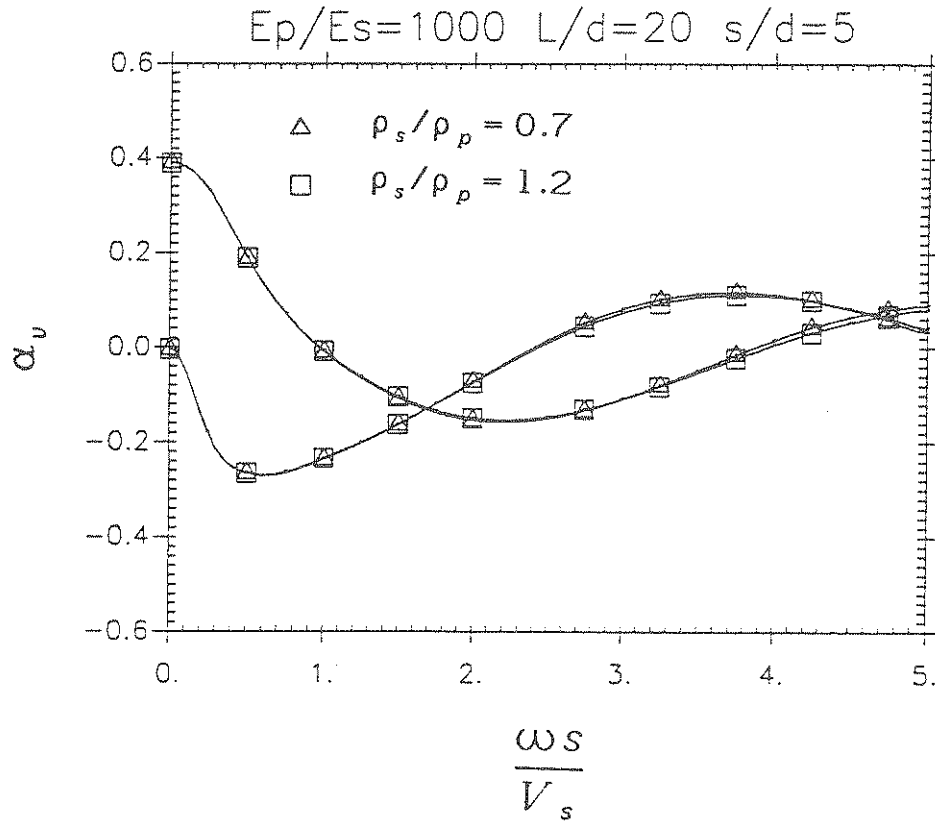


Fig.4-45 Effect of Mass Density Ratio ρ_s/ρ_p on Vertical Interaction Factors for Relatively-Compressible Piles in Homogeneous Soil($E_p/E_s = 1000, L/d = 20, s/d = 5, \beta = 0.05$ and $\nu_s = 0.4$)

SECTION 5
CONCLUSION

Graphs of dynamic interaction factors for vertical and horizontal displacements and rotations of free-head piles embedded in homogeneous and nonhomogeneous halfspace have been presented. These results should be of practical value in seismic design of pile foundations and in the seismic analysis of soil-structure interaction. The presented graphs can be readily applied by engineers already familiar with the use of static interaction factors in the design of pile groups.

SECTION 6
REFERENCES

1. Butterfield, R. & Banerjee, P.K. (1971). "The elastic analysis of compressible piles and pile groups." Geotechnique 21, No. 1, 43-60.
2. Dobry, R. & Gazetas, G. (1988). "Simple method for dynamic stiffness and damping of floating pile groups." Geotechnique 38, No. 4, 557-574.
3. Gazetas G. (1990). "Foundation Vibrations." Foundation Engineering Handbook, Y. Fang (ed.), Van Nostrand Reinhold Co., chapter 15.
4. Gazetas G. & Makris N. (1990). "Dynamic pile-soil-pile interaction I: Analysis of axial vibration." Submitted for publication.
5. Gazetas, G. & Dobry, R. (1984). "Horizontal response of piles in layered soils." J. Geotech. Engng., ASCE, 110, 20-40.
6. Kagawa, T. (1983). "Dynamic lateral pile group effects." J. Geotech. Engng. ASCE, 109, 1267-1285.
7. Kaynia, A.M. and Kausel, E. (1982). Dynamic stiffnesses and seismic response of pile groups. Research Report, Dept. of Civil Engineering, MIT, Cambridge, Mass.
8. Kausel, E. (1981). An explicit solution for the Green Functions for dynamic loads in layered media. Research Report, Dept. of Civil Engrg., MIT, Cambridge, Mass.

9. Nogami, T. (1983). "Dynamic group effect in axial responses of grouped piles." J. Geotech. Engng Div., ASCE 109, 225-243.
10. Poulos, H.G. (1968). "Analysis of the settlement of pile groups." Geotechnique 18, No. 4, 449-471
11. Poulos, H.G. (1971). "Behavior of laterally-loaded piles II: pile groups." J. Soil Mech. Fdns. Div., ASCE 97, SM5, 773-751.
12. Poulos, H. G. & Davis, E. H. (1980). Pile Foundation Analysis and Design. New York: Wiley.
13. Randolph M.F. (1977). A theoretical study of the performance of piles. Ph.D. thesis, Cambridge Univ., England.
14. Randolph, M.F. & Wroth, C.P. (1979). "An analysis of the vertical deformation of pile groups." Geotechnique 29, No. 4, 423-439.
15. Roesset, J.M. (1984). "Dynamic stiffness of pile groups." Pile Foundations, ASCE, pp. 263-286.
16. Sheta, M. & Novak, M. (1982). "Vertical vibration of pile groups." J. Geotech. Engng. Div., ASCE, 108, 570-590.
17. Tyson, T.R. & Kausel, E. (1983). Dynamic analysis of axisymmetric pile groups. Research Report. Dept. Civil Engrg., MIT, Cambridge Mass.
18. Wass, G. & Hartmann, H.G. (1981). "Analysis of pile foundations under dynamic loads." Conf. of Struct. Mech. in Reactor Technology, Paris.

19. Wolf, J.P. & Von Arx, G.A. (1978). "Impedance function of a group of vertical piles." Soil dynamics & Earthquake Engng, ASCE, 2, 1024-1041.

NATIONAL CENTER FOR EARTHQUAKE ENGINEERING RESEARCH
LIST OF TECHNICAL REPORTS

The National Center for Earthquake Engineering Research (NCEER) publishes technical reports on a variety of subjects related to earthquake engineering written by authors funded through NCEER. These reports are available from both NCEER's Publications Department and the National Technical Information Service (NTIS). Requests for reports should be directed to the Publications Department, National Center for Earthquake Engineering Research, State University of New York at Buffalo, Red Jacket Quadrangle, Buffalo, New York 14261. Reports can also be requested through NTIS, 5285 Port Royal Road, Springfield, Virginia 22161. NTIS accession numbers are shown in parenthesis, if available.

- NCEER-87-0001 "First-Year Program in Research, Education and Technology Transfer," 3/5/87, (PB88-134275/AS).
- NCEER-87-0002 "Experimental Evaluation of Instantaneous Optimal Algorithms for Structural Control," by R.C. Lin, T.T. Soong and A.M. Reinhorn, 4/20/87, (PB88-134341/AS).
- NCEER-87-0003 "Experimentation Using the Earthquake Simulation Facilities at University at Buffalo," by A.M. Reinhorn and R.L. Ketter, to be published.
- NCEER-87-0004 "The System Characteristics and Performance of a Shaking Table," by J.S. Hwang, K.C. Chang and G.C. Lee, 6/1/87, (PB88-134259/AS). This report is available only through NTIS (see address given above).
- NCEER-87-0005 "A Finite Element Formulation for Nonlinear Viscoplastic Material Using a Q Model," by O. Gyebe and G. Dasgupta, 11/2/87, (PB88-213764/AS).
- NCEER-87-0006 "Symbolic Manipulation Program (SMP) - Algebraic Codes for Two and Three Dimensional Finite Element Formulations," by X. Lee and G. Dasgupta, 11/9/87, (PB88-219522/AS).
- NCEER-87-0007 "Instantaneous Optimal Control Laws for Tall Buildings Under Seismic Excitations," by J.N. Yang, A. Akbarpour and P. Ghaemmaghami, 6/10/87, (PB88-134333/AS).
- NCEER-87-0008 "IDARC: Inelastic Damage Analysis of Reinforced Concrete Frame - Shear-Wall Structures," by Y.J. Park, A.M. Reinhorn and S.K. Kunnath, 7/20/87, (PB88-134325/AS).
- NCEER-87-0009 "Liquefaction Potential for New York State: A Preliminary Report on Sites in Manhattan and Buffalo," by M. Budhu, V. Vijayakumar, R.F. Giese and L. Baumgras, 8/31/87, (PB88-163704/AS). This report is available only through NTIS (see address given above).
- NCEER-87-0010 "Vertical and Torsional Vibration of Foundations in Inhomogeneous Media," by A.S. Veletsos and K.W. Dotson, 6/1/87, (PB88-134291/AS).
- NCEER-87-0011 "Seismic Probabilistic Risk Assessment and Seismic Margins Studies for Nuclear Power Plants," by Howard H.M. Hwang, 6/15/87, (PB88-134267/AS).
- NCEER-87-0012 "Parametric Studies of Frequency Response of Secondary Systems Under Ground-Acceleration Excitations," by Y. Yong and Y.K. Lin, 6/10/87, (PB88-134309/AS).
- NCEER-87-0013 "Frequency Response of Secondary Systems Under Seismic Excitation," by J.A. HoLung, J. Cai and Y.K. Lin, 7/31/87, (PB88-134317/AS).
- NCEER-87-0014 "Modelling Earthquake Ground Motions in Seismically Active Regions Using Parametric Time Series Methods," by G.W. Ellis and A.S. Cakmak, 8/25/87, (PB88-134283/AS).
- NCEER-87-0015 "Detection and Assessment of Seismic Structural Damage," by E. DiPasquale and A.S. Cakmak, 8/25/87, (PB88-163712/AS).
- NCEER-87-0016 "Pipeline Experiment at Parkfield, California," by J. Isenberg and E. Richardson, 9/15/87, (PB88-163720/AS). This report is available only through NTIS (see address given above).

- NCEER-87-0017 "Digital Simulation of Seismic Ground Motion," by M. Shinozuka, G. Deodatis and T. Harada, 8/31/87, (PB88-155197/AS). This report is available only through NTIS (see address given above).
- NCEER-87-0018 "Practical Considerations for Structural Control: System Uncertainty, System Time Delay and Truncation of Small Control Forces," J.N. Yang and A. Akbarpour, 8/10/87, (PB88-163738/AS).
- NCEER-87-0019 "Modal Analysis of Nonclassically Damped Structural Systems Using Canonical Transformation," by J.N. Yang, S. Sarkani and F.X. Long, 9/27/87, (PB88-187851/AS).
- NCEER-87-0020 "A Nonstationary Solution in Random Vibration Theory," by J.R. Red-Horse and P.D. Spanos, 11/3/87, (PB88-163746/AS).
- NCEER-87-0021 "Horizontal Impedances for Radially Inhomogeneous Viscoelastic Soil Layers," by A.S. Veletsos and K.W. Dotson, 10/15/87, (PB88-150859/AS).
- NCEER-87-0022 "Seismic Damage Assessment of Reinforced Concrete Members," by Y.S. Chung, C. Meyer and M. Shinozuka, 10/9/87, (PB88-150867/AS). This report is available only through NTIS (see address given above).
- NCEER-87-0023 "Active Structural Control in Civil Engineering," by T.T. Soong, 11/11/87, (PB88-187778/AS).
- NCEER-87-0024 "Vertical and Torsional Impedances for Radially Inhomogeneous Viscoelastic Soil Layers," by K.W. Dotson and A.S. Veletsos, 12/87, (PB88-187786/AS).
- NCEER-87-0025 "Proceedings from the Symposium on Seismic Hazards, Ground Motions, Soil-Liquefaction and Engineering Practice in Eastern North America," October 20-22, 1987, edited by K.H. Jacob, 12/87, (PB88-188115/AS).
- NCEER-87-0026 "Report on the Whittier-Narrows, California, Earthquake of October 1, 1987," by J. Pantelic and A. Reinhorn, 11/87, (PB88-187752/AS). This report is available only through NTIS (see address given above).
- NCEER-87-0027 "Design of a Modular Program for Transient Nonlinear Analysis of Large 3-D Building Structures," by S. Srivastav and J.F. Abel, 12/30/87, (PB88-187950/AS).
- NCEER-87-0028 "Second-Year Program in Research, Education and Technology Transfer," 3/8/88, (PB88-219480/AS).
- NCEER-88-0001 "Workshop on Seismic Computer Analysis and Design of Buildings With Interactive Graphics," by W. McGuire, J.F. Abel and C.H. Conley, 1/18/88, (PB88-187760/AS).
- NCEER-88-0002 "Optimal Control of Nonlinear Flexible Structures," by J.N. Yang, F.X. Long and D. Wong, 1/22/88, (PB88-213772/AS).
- NCEER-88-0003 "Substructuring Techniques in the Time Domain for Primary-Secondary Structural Systems," by G.D. Manolis and G. Juhn, 2/10/88, (PB88-213780/AS).
- NCEER-88-0004 "Iterative Seismic Analysis of Primary-Secondary Systems," by A. Singhal, L.D. Lutes and P.D. Spanos, 2/23/88, (PB88-213798/AS).
- NCEER-88-0005 "Stochastic Finite Element Expansion for Random Media," by P.D. Spanos and R. Ghanem, 3/14/88, (PB88-213806/AS).
- NCEER-88-0006 "Combining Structural Optimization and Structural Control," by F.Y. Cheng and C.P. Pantelides, 1/10/88, (PB88-213814/AS).
- NCEER-88-0007 "Seismic Performance Assessment of Code-Designed Structures," by H.H.-M. Hwang, J.-W. Jaw and H.-J. Shau, 3/20/88, (PB88-219423/AS).

- NCEER-88-0008 "Reliability Analysis of Code-Designed Structures Under Natural Hazards," by H.H-M. Hwang, H. Ushiba and M. Shinozuka, 2/29/88, (PB88-229471/AS).
- NCEER-88-0009 "Seismic Fragility Analysis of Shear Wall Structures," by J-W Jaw and H.H-M. Hwang, 4/30/88, (PB89-102867/AS).
- NCEER-88-0010 "Base Isolation of a Multi-Story Building Under a Harmonic Ground Motion - A Comparison of Performances of Various Systems," by F-G Fan, G. Ahmadi and I.G. Tadjbakhsh, 5/18/88, (PB89-122238/AS).
- NCEER-88-0011 "Seismic Floor Response Spectra for a Combined System by Green's Functions," by F.M. Lavelle, L.A. Bergman and P.D. Spanos, 5/1/88, (PB89-102875/AS).
- NCEER-88-0012 "A New Solution Technique for Randomly Excited Hysteretic Structures," by G.Q. Cai and Y.K. Lin, 5/16/88, (PB89-102883/AS).
- NCEER-88-0013 "A Study of Radiation Damping and Soil-Structure Interaction Effects in the Centrifuge," by K. Weissman, supervised by J.H. Prevost, 5/24/88, (PB89-144703/AS).
- NCEER-88-0014 "Parameter Identification and Implementation of a Kinematic Plasticity Model for Frictional Soils," by J.H. Prevost and D.V. Griffiths, to be published.
- NCEER-88-0015 "Two- and Three- Dimensional Dynamic Finite Element Analyses of the Long Valley Dam," by D.V. Griffiths and J.H. Prevost, 6/17/88, (PB89-144711/AS).
- NCEER-88-0016 "Damage Assessment of Reinforced Concrete Structures in Eastern United States," by A.M. Reinhorn, M.J. Seidel, S.K. Kunnath and Y.J. Park, 6/15/88, (PB89-122220/AS).
- NCEER-88-0017 "Dynamic Compliance of Vertically Loaded Strip Foundations in Multilayered Viscoelastic Soils," by S. Ahmad and A.S.M. Israil, 6/17/88, (PB89-102891/AS).
- NCEER-88-0018 "An Experimental Study of Seismic Structural Response With Added Viscoelastic Dampers," by R.C. Lin, Z. Liang, T.T. Soong and R.H. Zhang, 6/30/88, (PB89-122212/AS).
- NCEER-88-0019 "Experimental Investigation of Primary - Secondary System Interaction," by G.D. Manolis, G. Juhn and A.M. Reinhorn, 5/27/88, (PB89-122204/AS).
- NCEER-88-0020 "A Response Spectrum Approach For Analysis of Nonclassically Damped Structures," by J.N. Yang, S. Sarkani and F.X. Long, 4/22/88, (PB89-102909/AS).
- NCEER-88-0021 "Seismic Interaction of Structures and Soils: Stochastic Approach," by A.S. Veletsos and A.M. Prasad, 7/21/88, (PB89-122196/AS).
- NCEER-88-0022 "Identification of the Serviceability Limit State and Detection of Seismic Structural Damage," by E. DiPasquale and A.S. Cakmak, 6/15/88, (PB89-122188/AS).
- NCEER-88-0023 "Multi-Hazard Risk Analysis: Case of a Simple Offshore Structure," by B.K. Bhartia and E.H. Vanmarcke, 7/21/88, (PB89-145213/AS).
- NCEER-88-0024 "Automated Seismic Design of Reinforced Concrete Buildings," by Y.S. Chung, C. Meyer and M. Shinozuka, 7/5/88, (PB89-122170/AS).
- NCEER-88-0025 "Experimental Study of Active Control of MDOF Structures Under Seismic Excitations," by L.L. Chung, R.C. Lin, T.T. Soong and A.M. Reinhorn, 7/10/88, (PB89-122600/AS).
- NCEER-88-0026 "Earthquake Simulation Tests of a Low-Rise Metal Structure," by J.S. Hwang, K.C. Chang, G.C. Lee and R.L. Ketter, 8/1/88, (PB89-102917/AS).
- NCEER-88-0027 "Systems Study of Urban Response and Reconstruction Due to Catastrophic Earthquakes," by F. Kozin and H.K. Zhou, 9/22/88, (PB90-162348/AS).


- NCEER-88-0028 "Seismic Fragility Analysis of Plane Frame Structures," by H.H-M. Hwang and Y.K. Low, 7/31/88, (PB89-131445/AS).
- NCEER-88-0029 "Response Analysis of Stochastic Structures," by A. Kardara, C. Bucher and M. Shinozuka, 9/22/88, (PB89-174429/AS).
- NCEER-88-0030 "Nonnormal Accelerations Due to Yielding in a Primary Structure," by D.C.K. Chen and L.D. Lutes, 9/19/88, (PB89-131437/AS).
- NCEER-88-0031 "Design Approaches for Soil-Structure Interaction," by A.S. Veletsos, A.M. Prasad and Y. Tang, 12/30/88, (PB89-174437/AS).
- NCEER-88-0032 "A Re-evaluation of Design Spectra for Seismic Damage Control," by C.J. Turkstra and A.G. Tallin, 11/7/88, (PB89-145221/AS).
- NCEER-88-0033 "The Behavior and Design of Noncontact Lap Splices Subjected to Repeated Inelastic Tensile Loading," by V.E. Sagan, P. Gergely and R.N. White, 12/8/88, (PB89-163737/AS).
- NCEER-88-0034 "Seismic Response of Pile Foundations," by S.M. Mamoon, P.K. Banerjee and S. Ahmad, 11/1/88, (PB89-145239/AS).
- NCEER-88-0035 "Modeling of R/C Building Structures With Flexible Floor Diaphragms (IDARC2)," by A.M. Reinhorn, S.K. Kunnath and N. Panahshahi, 9/7/88, (PB89-207153/AS).
- NCEER-88-0036 "Solution of the Dam-Reservoir Interaction Problem Using a Combination of FEM, BEM with Particular Integrals, Modal Analysis, and Substructuring," by C-S. Tsai, G.C. Lee and R.L. Ketter, 12/31/88, (PB89-207146/AS).
- NCEER-88-0037 "Optimal Placement of Actuators for Structural Control," by F.Y. Cheng and C.P. Pantelides, 8/15/88, (PB89-162846/AS).
- NCEER-88-0038 "Teflon Bearings in Aseismic Base Isolation: Experimental Studies and Mathematical Modeling," by A. Mokha, M.C. Constantinou and A.M. Reinhorn, 12/5/88, (PB89-218457/AS).
- NCEER-88-0039 "Seismic Behavior of Flat Slab High-Rise Buildings in the New York City Area," by P. Weidlinger and M. Ettouney, 10/15/88, (PB90-145681/AS).
- NCEER-88-0040 "Evaluation of the Earthquake Resistance of Existing Buildings in New York City," by P. Weidlinger and M. Ettouney, 10/15/88, to be published.
- NCEER-88-0041 "Small-Scale Modeling Techniques for Reinforced Concrete Structures Subjected to Seismic Loads," by W. Kim, A. El-Attar and R.N. White, 11/22/88, (PB89-189625/AS).
- NCEER-88-0042 "Modeling Strong Ground Motion from Multiple Event Earthquakes," by G.W. Ellis and A.S. Cakmak, 10/15/88, (PB89-174445/AS).
- NCEER-88-0043 "Nonstationary Models of Seismic Ground Acceleration," by M. Grigoriu, S.E. Ruiz and E. Rosenblueth, 7/15/88, (PB89-189617/AS).
- NCEER-88-0044 "SARCF User's Guide: Seismic Analysis of Reinforced Concrete Frames," by Y.S. Chung, C. Meyer and M. Shinozuka, 11/9/88, (PB89-174452/AS).
- NCEER-88-0045 "First Expert Panel Meeting on Disaster Research and Planning," edited by J. Pantelic and J. Stoyale, 9/15/88, (PB89-174460/AS).
- NCEER-88-0046 "Preliminary Studies of the Effect of Degrading Infill Walls on the Nonlinear Seismic Response of Steel Frames," by C.Z. Chrysostomou, P. Gergely and J.F. Abel, 12/19/88, (PB89-208383/AS).

- NCEER-88-0047 "Reinforced Concrete Frame Component Testing Facility - Design, Construction, Instrumentation and Operation," by S.P. Pessiki, C. Conley, T. Bond, P. Gergely and R.N. White, 12/16/88, (PB89-174478/AS).
- NCEER-89-0001 "Effects of Protective Cushion and Soil Compliancy on the Response of Equipment Within a Seismically Excited Building," by J.A. HoLung, 2/16/89, (PB89-207179/AS).
- NCEER-89-0002 "Statistical Evaluation of Response Modification Factors for Reinforced Concrete Structures," by H.H-M. Hwang and J-W. Jaw, 2/17/89, (PB89-207187/AS).
- NCEER-89-0003 "Hysteretic Columns Under Random Excitation," by G-Q. Cai and Y.K. Lin, 1/9/89, (PB89-196513/AS).
- NCEER-89-0004 "Experimental Study of 'Elephant Foot Bulge' Instability of Thin-Walled Metal Tanks," by Z-H. Jia and R.L. Ketter, 2/22/89, (PB89-207195/AS).
- NCEER-89-0005 "Experiment on Performance of Buried Pipelines Across San Andreas Fault," by J. Isenberg, E. Richardson and T.D. O'Rourke, 3/10/89, (PB89-218440/AS).
- NCEER-89-0006 "A Knowledge-Based Approach to Structural Design of Earthquake-Resistant Buildings," by M. Subramani, P. Gergely, C.H. Conley, J.F. Abel and A.H. Zaghaw, 1/15/89, (PB89-218465/AS).
- NCEER-89-0007 "Liquefaction Hazards and Their Effects on Buried Pipelines," by T.D. O'Rourke and P.A. Lane, 2/1/89, (PB89-218481).
- NCEER-89-0008 "Fundamentals of System Identification in Structural Dynamics," by H. Imai, C-B. Yun, O. Maruyama and M. Shinozuka, 1/26/89, (PB89-207211/AS).
- NCEER-89-0009 "Effects of the 1985 Michoacan Earthquake on Water Systems and Other Buried Lifelines in Mexico," by A.G. Ayala and M.J. O'Rourke, 3/8/89, (PB89-207229/AS).
- NCEER-89-R010 "NCEER Bibliography of Earthquake Education Materials," by K.E.K. Ross, Second Revision, 9/1/89, (PB90-125352/AS).
- NCEER-89-0011 "Inelastic Three-Dimensional Response Analysis of Reinforced Concrete Building Structures (IDARC-3D), Part I - Modeling," by S.K. Kunnath and A.M. Reinhorn, 4/17/89, (PB90-114612/AS).
- NCEER-89-0012 "Recommended Modifications to ATC-14," by C.D. Poland and J.O. Malley, 4/12/89, (PB90-108648/AS).
- NCEER-89-0013 "Repair and Strengthening of Beam-to-Column Connections Subjected to Earthquake Loading," by M. Corazao and A.J. Durrani, 2/28/89, (PB90-109885/AS).
- NCEER-89-0014 "Program EXKAL2 for Identification of Structural Dynamic Systems," by O. Maruyama, C-B. Yun, M. Hoshiya and M. Shinozuka, 5/19/89, (PB90-109877/AS).
- NCEER-89-0015 "Response of Frames With Bolted Semi-Rigid Connections, Part I - Experimental Study and Analytical Predictions," by P.J. DiCorso, A.M. Reinhorn, J.R. Dickerson, J.B. Radzimirski and W.L. Harper, 6/1/89, to be published.
- NCEER-89-0016 "ARMA Monte Carlo Simulation in Probabilistic Structural Analysis," by P.D. Spanos and M.P. Mignolet, 7/10/89, (PB90-109893/AS).
- NCEER-89-P017 "Preliminary Proceedings from the Conference on Disaster Preparedness - The Place of Earthquake Education in Our Schools," Edited by K.E.K. Ross, 6/23/89.
- NCEER-89-0017 "Proceedings from the Conference on Disaster Preparedness - The Place of Earthquake Education in Our Schools," Edited by K.E.K. Ross, 12/31/89, (PB90-207895).

- NCEER-89-0018 "Multidimensional Models of Hysteretic Material Behavior for Vibration Analysis of Shape Memory Energy Absorbing Devices, by E.J. Graesser and F.A. Cozzarelli, 6/7/89, (PB90-164146/AS).
- NCEER-89-0019 "Nonlinear Dynamic Analysis of Three-Dimensional Base Isolated Structures (3D-BASIS)," by S. Nagarajaiah, A.M. Reinhorn and M.C. Constantinou, 8/3/89, (PB90-161936/AS).
- NCEER-89-0020 "Structural Control Considering Time-Rate of Control Forces and Control Rate Constraints," by F.Y. Cheng and C.P. Pantelides, 8/3/89, (PB90-120445/AS).
- NCEER-89-0021 "Subsurface Conditions of Memphis and Shelby County," by K.W. Ng, T-S. Chang and H-H.M. Hwang, 7/26/89, (PB90-120437/AS).
- NCEER-89-0022 "Seismic Wave Propagation Effects on Straight Jointed Buried Pipelines," by K. Elhmadi and M.J. O'Rourke, 8/24/89, (PB90-162322/AS).
- NCEER-89-0023 "Workshop on Serviceability Analysis of Water Delivery Systems," edited by M. Grigoriu, 3/6/89, (PB90-127424/AS).
- NCEER-89-0024 "Shaking Table Study of a 1/5 Scale Steel Frame Composed of Tapered Members," by K.C. Chang, J.S. Hwang and G.C. Lee, 9/18/89, (PB90-160169/AS).
- NCEER-89-0025 "DYNA1D: A Computer Program for Nonlinear Seismic Site Response Analysis - Technical Documentation," by Jean H. Prevost, 9/14/89, (PB90-161944/AS).
- NCEER-89-0026 "1:4 Scale Model Studies of Active Tendon Systems and Active Mass Dampers for Aseismic Protection," by A.M. Reinhorn, T.T. Soong, R.C. Lin, Y.P. Yang, Y. Fukao, H. Abe and M. Nakai, 9/15/89, (PB90-173246/AS).
- NCEER-89-0027 "Scattering of Waves by Inclusions in a Nonhomogeneous Elastic Half Space Solved by Boundary Element Methods," by P.K. Hadley, A. Askar and A.S. Cakmak, 6/15/89, (PB90-145699/AS).
- NCEER-89-0028 "Statistical Evaluation of Deflection Amplification Factors for Reinforced Concrete Structures," by H.H.M. Hwang, J-W. Jaw and A.L. Ch'ng, 8/31/89, (PB90-164633/AS).
- NCEER-89-0029 "Bedrock Accelerations in Memphis Area Due to Large New Madrid Earthquakes," by H.H.M. Hwang, C.H.S. Chen and G. Yu, 11/7/89, (PB90-162330/AS).
- NCEER-89-0030 "Seismic Behavior and Response Sensitivity of Secondary Structural Systems," by Y.Q. Chen and T.T. Soong, 10/23/89, (PB90-164658/AS).
- NCEER-89-0031 "Random Vibration and Reliability Analysis of Primary-Secondary Structural Systems," by Y. Ibrahim, M. Grigoriu and T.T. Soong, 11/10/89, (PB90-161951/AS).
- NCEER-89-0032 "Proceedings from the Second U.S. - Japan Workshop on Liquefaction, Large Ground Deformation and Their Effects on Lifelines, September 26-29, 1989," Edited by T.D. O'Rourke and M. Hamada, 12/1/89, (PB90-209388/AS).
- NCEER-89-0033 "Deterministic Model for Seismic Damage Evaluation of Reinforced Concrete Structures," by J.M. Bracci, A.M. Reinhorn, J.B. Mander and S.K. Kunnath, 9/27/89.
- NCEER-89-0034 "On the Relation Between Local and Global Damage Indices," by E. DiPasquale and A.S. Cakmak, 8/15/89, (PB90-173865).
- NCEER-89-0035 "Cyclic Undrained Behavior of Nonplastic and Low Plasticity Silts," by A.J. Walker and H.E. Stewart, 7/26/89, (PB90-183518/AS).
- NCEER-89-0036 "Liquefaction Potential of Surficial Deposits in the City of Buffalo, New York," by M. Budhu, R. Giese and L. Baumgrass, 1/17/89, (PB90-208455/AS).

- NCEER-89-0037 "A Deterministic Assessment of Effects of Ground Motion Incoherence," by A.S. Veletsos and Y. Tang, 7/15/89, (PB90-164294/AS).
- NCEER-89-0038 "Workshop on Ground Motion Parameters for Seismic Hazard Mapping," July 17-18, 1989, edited by R.V. Whitman, 12/1/89, (PB90-173923/AS).
- NCEER-89-0039 "Seismic Effects on Elevated Transit Lines of the New York City Transit Authority," by C.J. Costantino, C.A. Miller and E. Heymsfield, 12/26/89, (PB90-207887/AS).
- NCEER-89-0040 "Centrifugal Modeling of Dynamic Soil-Structure Interaction," by K. Weissman, Supervised by J.H. Prevost, 5/10/89, (PB90-207879/AS).
- NCEER-89-0041 "Linearized Identification of Buildings With Cores for Seismic Vulnerability Assessment," by I.K. Ho and A.E. Aktan, 11/1/89.
- NCEER-90-0001 "Geotechnical and Lifeline Aspects of the October 17, 1989 Loma Prieta Earthquake in San Francisco," by T.D. O'Rourke, H.E. Stewart, F.T. Blackburn and T.S. Dickerman, 1/90, (PB90-208596/AS).
- NCEER-90-0002 "Nonnormal Secondary Response Due to Yielding in a Primary Structure," by D.C.K. Chen and L.D. Lutes, 2/28/90.
- NCEER-90-0003 "Earthquake Education Materials for Grades K-12," by K.E.K. Ross, 4/16/90.
- NCEER-90-0004 "Catalog of Strong Motion Stations in Eastern North America," by R.W. Busby, 4/3/90.
- NCEER-90-0005 "NCEER Strong-Motion Data Base: A User Manual for the GeoBase Release (Version 1.0 for the Sun3)," by P. Friberg and K. Jacob, 3/31/90.
- NCEER-90-0006 "Seismic Hazard Along a Crude Oil Pipeline in the Event of an 1811-1812 Type New Madrid Earthquake," by H.H.M. Hwang and C-H.S. Chen, 4/16/90.
- NCEER-90-0007 "Site-Specific Response Spectra for Memphis Sheahan Pumping Station," by H.H.M. Hwang and C.S. Lee, 5/15/90.
- NCEER-90-0008 "Pilot Study on Seismic Vulnerability of Crude Oil Transmission Systems," by T. Ariman, R. Dobry, M. Grigoriu, F. Kozin, M. O'Rourke, T. O'Rourke and M. Shinozuka, 5/25/90.
- NCEER-90-0009 "A Program to Generate Site Dependent Time Histories: EQGEN," by G.W. Ellis, M. Srinivasan and A.S. Cakmak, 1/30/90.
- NCEER-90-0010 "Active Isolation for Seismic Protection of Operating Rooms," by M.E. Talbott, Supervised by M. Shinozuka, 6/8/9.
- NCEER-90-0011 "Program LINEARID for Identification of Linear Structural Dynamic Systems," by C-B. Yun and M. Shinozuka, 6/25/90.
- NCEER-90-0012 "Two-Dimensional Two-Phase Elasto-Plastic Seismic Response of Earth Dams," by A.N. Yiagos, Supervised by J.H. Prevost, 6/20/90.
- NCEER-90-0013 "Secondary Systems in Base-Isolated Structures: Experimental Investigation, Stochastic Response and Stochastic Sensitivity," by G.D. Manolis, G. Juhn, M.C. Constantinou and A.M. Reinhorn, 7/1/90.
- NCEER-90-0014 "Seismic Behavior of Lightly-Reinforced Concrete Column and Beam-Column Joint Details," by S.P. Pessiki, C.H. Conley, P. Gergely and R.N. White, 8/22/90.
- NCEER-90-0015 "Two Hybrid Control Systems for Building Structures Under Strong Earthquakes," by J.N. Yang and A. Danielians, 6/29/90.

- NCEER-90-0016 "Instantaneous Optimal Control with Acceleration and Velocity Feedback," by J.N. Yang and Z. Li, 6/29/90.
- NCEER-90-0017 "Reconnaissance Report on the Northern Iran Earthquake of June 21, 1990," by M. Mehrain, 10/4/90.
- NCEER-90-0018 "Evaluation of Liquefaction Potential in Memphis and Shelby County," by T.S. Chang, P.S. Tang, C.S. Lee and H. Hwang, 8/10/90.
- NCEER-90-0019 "Experimental and Analytical Study of a Combined Sliding Disc Bearing and Helical Steel Spring Isolation System," by M.C. Constantinou, A.S. Mokha and A.M. Reinhorn, 10/4/90.
- NCEER-90-0020 "Experimental Study and Analytical Prediction of Earthquake Response of a Sliding Isolation System with a Spherical Surface," by A.S. Mokha, M.C. Constantinou and A.M. Reinhorn, 10/11/90.
- NCEER-90-0021 "Dynamic Interaction Factors for Floating Pile Groups," by G. Gazetas, K. Fan, A. Kaynia and E. Kausel, 9/10/90.



National Center for Earthquake Engineering Research
State University of New York at Buffalo