



*A National Center of Excellence in Advanced Technology Applications*

ISSN 1520-295X

---

# Simulation of Strong Ground Motions for Seismic Fragility Evaluation of Nonstructural Components in Hospitals

by

Assawin Wanitkorkul and Andre Filiatrault

University at Buffalo, State University of New York  
Department of Civil, Structural and Environmental Engineering  
Ketter Hall  
Buffalo, New York 14260

Technical Report MCEER-05-0005

May 26, 2005

This research was conducted at the University at Buffalo, State University of New York and was supported primarily by the Earthquake Engineering Research Centers Program of the National Science Foundation under award number EEC-9701471.

## NOTICE

This report was prepared by the University at Buffalo, State University of New York as a result of research sponsored by the Multidisciplinary Center for Earthquake Engineering Research (MCEER) through a grant from the Earthquake Engineering Research Centers Program of the National Science Foundation under NSF award number EEC-9701471 and other sponsors. Neither MCEER, associates of MCEER, its sponsors, the University at Buffalo, State University of New York, nor any person acting on their behalf:

- a. makes any warranty, express or implied, with respect to the use of any information, apparatus, method, or process disclosed in this report or that such use may not infringe upon privately owned rights; or
- b. assumes any liabilities of whatsoever kind with respect to the use of, or the damage resulting from the use of, any information, apparatus, method, or process disclosed in this report.

Any opinions, findings, and conclusions or recommendations expressed in this publication are those of the author(s) and do not necessarily reflect the views of MCEER, the National Science Foundation, or other sponsors.

# Simulation of Strong Ground Motions for Seismic Fragility Evaluation of Nonstructural Components in Hospitals

by

Assawin Wanitkorkul<sup>1</sup> and Andre Filiatrault<sup>2</sup>

Publication Date: May 26, 2005

Submittal Date: November 1, 2004

Technical Report MCEER-05-0005

Task Number 8.2.1.4

NSF Master Contract Number EEC 9701471

- 1 Post-doctoral Research Associate, Department of Civil, Structural and Environmental Engineering, University at Buffalo, State University of New York
- 2 Deputy Director, Multidisciplinary Center for Earthquake Engineering Research, and Professor, Department of Civil, Structural and Environmental Engineering, University at Buffalo, State University of New York

MULTIDISCIPLINARY CENTER FOR EARTHQUAKE ENGINEERING RESEARCH  
University at Buffalo, State University of New York  
Red Jacket Quadrangle, Buffalo, NY 14261

---



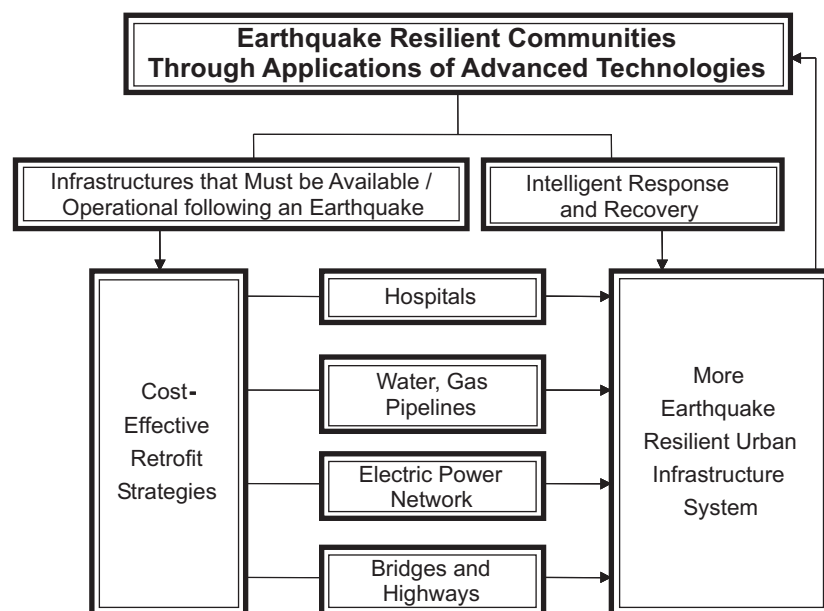
## Preface

The Multidisciplinary Center for Earthquake Engineering Research (MCEER) is a national center of excellence in advanced technology applications that is dedicated to the reduction of earthquake losses nationwide. Headquartered at the University at Buffalo, State University of New York, the Center was originally established by the National Science Foundation in 1986, as the National Center for Earthquake Engineering Research (NCEER).

Comprising a consortium of researchers from numerous disciplines and institutions throughout the United States, the Center's mission is to reduce earthquake losses through research and the application of advanced technologies that improve engineering, pre-earthquake planning and post-earthquake recovery strategies. Toward this end, the Center coordinates a nationwide program of multidisciplinary team research, education and outreach activities.

MCEER's research is conducted under the sponsorship of two major federal agencies: the National Science Foundation (NSF) and the Federal Highway Administration (FHWA), and the State of New York. Significant support is derived from the Federal Emergency Management Agency (FEMA), other state governments, academic institutions, foreign governments and private industry.

MCEER's NSF-sponsored research objectives are twofold: to increase resilience by developing seismic evaluation and rehabilitation strategies for the post-disaster facilities and systems (hospitals, electrical and water lifelines, and bridges and highways) that society expects to be operational following an earthquake; and to further enhance resilience by developing improved emergency management capabilities to ensure an effective response and recovery following the earthquake (see the figure below).



A cross-program activity focuses on the establishment of an effective experimental and analytical network to facilitate the exchange of information between researchers located in various institutions across the country. These are complemented by, and integrated with, other MCEER activities in education, outreach, technology transfer, and industry partnerships.

*This report provides ensembles of simulated ground motions representative of scenario earthquake events for hypothetical hospital sites on the west and east coasts of the United States. The standardized accelerograms generated have four different hazard levels: 2%, 5%, 10% and 20% probabilities of exceedance in 50 years. A fault configuration similar to the Santa Susana fault in Northridge, California was selected as the prototype configuration for simulating the west coast accelerations. For each hazard level, 25 fault-normal and 25 fault-parallel horizontal accelerations with 25 corresponding vertical accelerograms were generated. Correspondingly for the east coast, two ensembles of earthquakes were simulated, i.e., a short ensemble which contains 50 earthquakes for each hazard level (50 fault-normal and 50 fault-parallel horizontal accelerations and 50 vertical ground motions) and a long ensemble which contains 100 simulated accelerograms in each ensemble. These simulated earthquakes will be used as input to develop analytical and experimental fragility curves of nonstructural components contained in acute care facilities.*

## **ABSTRACT**

The study presented herein discusses the methodology used to simulate ensembles of strong ground motions representative of scenario earthquake events for hypothetical hospital sites on the west coast and east coast of the United States. These simulated ground motions will be used in the MCEER Hospital Project (Thrust Area 2) to develop analytical and experimental fragility curves of nonstructural components contained in acute care facilities. The standardized accelerograms are generated for four different hazard levels: 2%, 5%, 10%, and 20% probabilities of exceedance of pseudo-spectral acceleration (PSA) in 50 years. The methods used in the simulation of the horizontal and vertical ground motions are presented. For each earthquake event, three acceleration components are simulated, i.e., fault-normal and fault-parallel horizontal components, and the corresponding vertical acceleration.





## **ACKNOWLEDGMENTS**

This project was supported by the Earthquake Engineering Research Centers Program of the National Science Foundation (NSF) under Award Number EEC-9701471 to the Multidisciplinary Center for Earthquake Engineering Research (MCEER).

Any opinions, findings, conclusions, and recommendations presented in this reports are those of the authors and do not necessarily reflect the views of the sponsors.

The authors gratefully acknowledge Professor Apostolos Papageorgiou, Dr. Benedikt Halldorsson, and Dr. George Mavroeidis for providing the Specific Barrier Model, as well as the simulation procedures and the corresponding software, for this study and for sharing their expertise during this project.



## TABLE OF CONTENTS

SECTION	TITLE	PAGE
<b>1</b>	<b>INTRODUCTION</b>	1
<b>2</b>	<b>SIMULATION OF STRONG GROUND MOTIONS USING THE SPECIFIC BARRIER MODEL</b>	3
2.1	Seismological Model	4
2.1.1	Source Model	4
2.1.2	Path Attenuation Model	5
2.1.3	Site Conditions	5
2.1.4	Duration of Motion	5
2.1.5	Seismogram Envelopes	6
2.2	Specific Barrier Model	6
2.2.1	Far-Field Source Spectrum	7
2.2.2	Source Duration	8
2.2.3	Barrier Interval	8
<b>3</b>	<b>SIMULATION OF WEST COAST HORIZONTAL GROUND MOTIONS</b>	11
3.1	Fault-Site Model	11
3.1.1	Assumptions	11
3.2	Near-Fault Pulse Simulation	13
3.3	Seismic Hazard Disaggregations and Earthquake Scenarios	15
3.4	Simulation Procedure	17
3.5	Resulting Simulated Ground Motions	19
<b>4</b>	<b>SIMULATION OF EAST COAST HORIZONTAL GROUND MOTIONS</b>	25
4.1	Fault-Site Model	25
4.2	Seismic Hazard Disaggregation and Earthquake Scenarios	25
4.3	Simulation Procedure	31
4.4	Resulting Simulated Ground Motions	32
<b>5</b>	<b>SIMULATION OF VERTICAL GROUND MOTIONS</b>	39
5.1	Generation of Vertical Acceleration Response Spectra	39
5.2	Simulation Procedure	40
5.3	Resulting Simulated Ground Motions	41
<b>6</b>	<b>CONCLUSIONS</b>	45
<b>7</b>	<b>REFERENCES</b>	47
	<b>APPENDIX A: WEST COAST ACCELEROGRAMS AND RESPONSE SPECTRA</b>	49

**TABLE OF CONTENTS (Cont'd)**

<b>SECTION</b>	<b>TITLE</b>	<b>PAGE</b>
<b>APPENDIX B:</b>	<b>EAST COAST ACCELEROGRAMS AND RESPONSE SPECTRA (SHORT ENSEMBLE)</b>	<b>65</b>
<b>APPENDIX C:</b>	<b>EAST COAST ACCELEROGRAMS AND RESPONSE SPECTRA (LONG ENSEMBLE)</b>	<b>97</b>
	<b>SIMULATED STRONG GROUND MOTIONS</b>	<b>*</b>

\* The simulated strong ground motions are provided on the enclosed CD.

## LIST OF ILLUSTRATIONS

FIGURE	TITLE	PAGE
2-1	Specific Barrier Model: Fault Plane (Papageorgiou and Aki, 1983a, 1983b)	7
3-1	Fault-Site Model: Plan View	11
3-2	Fault-Site Model: Elevation View	12
3-3	Variation of Pulse Velocity Amplitude with Distance: Recorded VS Predicted	14
3-4	Seismic Hazard Disaggregation: Northridge, CA. (USGS, 2002)	15
3-5	USGS Uniform Hazard Spectra: Northridge, CA.	16
3-6	Time Histories from 15 Sub-events: 2% Probability of Exceedance in 50 Years, Scenario 1, Event 1 (6.6 $M_w$ , 7.5 km)	19
3-7	Scaling of Response Spectra	20
3-8	Simulation of Near-Fault Ground Motion: 2% Probability of Exceedance in 50 Years (6.6 $M_w$ , 7.5 km)	20
3-9	Acceleration-Time History: Fault-Parallel, 2% Probability of Exceedance in 50 Years (6.6 $M_w$ , 7.5 km)	21
3-10	Response Spectra of Simulated Earthquakes: 2% Probability of Exceedance in 50 Years (6.6 $M_w$ , 7.5 km)	21
3-11	Statistical Response Spectra VS Uniform Hazard Spectrum: 2% Probability of Exceedance in 50 Years	22
3-12	Statistical Response Spectra VS Uniform Hazard Spectrum: 5% Probability of Exceedance in 50 Years	22
3-13	Statistical Response Spectra VS Uniform Hazard Spectrum: 10% Probability of Exceedance in 50 Years	23
3-14	Statistical Response Spectra VS Uniform Hazard Spectrum: 20% Probability of Exceedance in 50 Years	23
4-1	Fault-Site Model for Earthquakes in ENA	25
4-2	Seismic Hazard Disaggregation: New York (USGS, 2002)	26
4-3	Scaling of Mean Response Spectra: Short Ensemble, 2% Probability of Exceedance in 50 Yrs (6.2 $M_w$ , 36.3 km)	32
4-4	Simulated Accelerograms: 2% Probability of Exceedance in 50 Years (6.2 $M_w$ , 36.3 km)	33
4-5	Response Spectra with 5% Damping of Simulated Earthquakes 2% Probability of Exceedance in 50 Years (6.2 $M_w$ , 36.3 km)	34
4-6	Statistical Response Spectra with 5% Damping: Short Ensemble 2% Probability of Exceedance in 50 Years	34
4-7	Statistical Response Spectra with 5% Damping: Short Ensemble 5% Probability of Exceedance in 50 Years	35
4-8	Statistical Response Spectra with 5% Damping: Short Ensemble 10% Probability of Exceedance in 50 Years	35

## LIST OF ILLUSTRATIONS (Cont'd)

FIGURE	TITLE	PAGE
4-9	Statistical Response Spectra with 5% Damping: Short Ensemble 20% Probability of Exceedance in 50 Years	36
4-10	Statistical Response Spectra with 5% Damping: Long Ensemble 2% Probability of Exceedance in 50 Years	36
4-11	Statistical Response Spectra with 5% Damping: Long Ensemble 5% Probability of Exceedance in 50 Years	37
4-12	Statistical Response Spectra with 5% Damping: Long Ensemble 10% Probability of Exceedance in 50 Years	37
4-13	Statistical Response Spectra with 5% Damping: Long Ensemble 20% Probability of Exceedance in 50 Years	38
5-1	The Concept of The Shifted and Reduced Spectra	39
5-2	Comparison of Response Spectra (5% Damping) Northridge, 2% Probability of Exceedance (6.6 $M_w$ , 7.5 km)	42
5-3	Comparison of Response Spectra (5% Damping) NY (Short Ensemble), 2% Probability of Exceedance (6.2 $M_w$ , 36.3 km)	42
5-4	The Simulated Horizontal and Vertical Accelerations Northridge, 2% Probability of Exceedance (6.6 $M_w$ , 7.5 km)	43
5-5	The Simulated Horizontal and Vertical Accelerations NY (Short Ensemble), 2% Probability of Exceedance (6.2 $M_w$ , 36.3 km)	44
A-1	Northridge: 2% Probability of Exceedance in 50 Years	49
A-2	Northridge: 5% Probability of Exceedance in 50 Years	53
A-3	Northridge: 10% Probability of Exceedance in 50 Years	57
A-4	Northridge: 20% Probability of Exceedance in 50 Years	61
B-1	NY (Short Ensemble): 2% Probability of Exceedance in 50 Years	65
B-2	NY (Short Ensemble): 5% Probability of Exceedance in 50 Years	74
B-3	NY (Short Ensemble): 10% Probability of Exceedance in 50 Years	82
B-4	NY (Short Ensemble): 20% Probability of Exceedance in 50 Years	89
C-1	NY (Long Ensemble): 2% Probability of Exceedance in 50 Years	97
C-2	NY (Long Ensemble): 5% Probability of Exceedance in 50 Years	115
C-3	NY (Long Ensemble): 10% Probability of Exceedance in 50 Years	133
C-4	NY (Long Ensemble): 20% Probability of Exceedance in 50 Years	152

## LIST OF TABLES

TABLE	TITLE	PAGE
2-1	Summary of the Parameters used in the Specific Barrier Model (Halldorsson, 2004)	9
3-1	Parameters $\gamma$ and $\nu$ for Near-Fault Pulse Simulation	13
3-2	Selected Scenarios: 2% Probability of Exceedance in 50 Years	16
3-3	Selected Scenarios: 5% Probability of Exceedance in 50 Years	17
3-4	Selected Scenarios: 10% Probability of Exceedance in 50 Years	17
3-5	Selected Scenarios: 20% Probability of Exceedance in 50 Years	17
3-6	Scaling Factors for each Hazard Level	19
4-1	Selected Scenarios: 2% Probability of Exceedance in 50 Yrs. (Short Ensemble, 50 events/bin)	27
4-2	Selected Scenarios: 5% Probability of Exceedance in 50 Yrs. (Short Ensemble, 50 events/bin)	27
4-3	Selected Scenarios: 10% Probability of Exceedance in 50 Yrs. (Short Ensemble, 50 events/bin)	27
4-4	Selected Scenarios: 20% Probability of Exceedance in 50 Yrs. (Short Ensemble, 50 events/bin)	27
4-5	Selected Scenarios: 2% Probability of Exceedance in 50 Yrs. (Long Ensemble, 100 events/bin)	28
4-6	Selected Scenarios: 5% Probability of Exceedance in 50 Yrs. (Long Ensemble, 100 events/bin)	29
4-7	Selected Scenarios: 10% Probability of Exceedance in 50 Yrs. (Long Ensemble, 100 events/bin)	30
4-8	Selected Scenarios: 20% Probability of Exceedance in 50 Yrs. (Long Ensemble, 100 events/bin)	31
4-9	Scaling Factors for Simulations of ENA Earthquakes	33
5-1	Summary of $S_f$ and $R_f$	40
5-2	Average Correlation Factors	40





## **SECTION 1 INTRODUCTION**

This report presents the procedures used to simulate ensembles of ground motions for two specific hospital sites on the west coast and east coast of the United States. The research was carried out as part of MCEER's Seismic Retrofit of Acute Care Facilities research area, known as Thrust Area 2. This research seeks to develop a better understanding of the applications of various seismic response modification technologies to protect structural and nonstructural systems and components in acute care facilities from the effects of earthquakes. The research effort is fully described in Aref et al., 2004.

To standardize the earthquakes used in analyses, accelerograms with four different probabilities of exceedance; i.e., 2%, 5%, 10%, and 20% probability of exceedance in 50 years, are generated.

The stochastic modeling approach (see e.g., Boore 1983, 2003) is applied to simulate the incoherent (high-frequency) part of the strong ground motions. The Specific Barrier Model (SBM) proposed and developed by Papageorgiou and Aki (1983a, 1983b) is adopted to describe the earthquake source, based on the recent calibration of the SBM by Halldorsson and Papageorgiou (2005). For sites in the "near-fault" region, the methodology introduced and presented by Mavroeidis and Papageorgiou (2003) is applied to synthesize low-frequency velocity pulses. Due to the different characteristics of earthquakes on the west and east coasts of the United States, different generation procedures are applied, as discussed in later sections.

The vertical ground motions corresponding with the simulated horizontal earthquakes are generated based on the response spectra of the corresponding horizontal accelerograms. Finally, two horizontal components, i.e., fault-normal and fault-parallel components, and one vertical component of synthetic ground motions, are generated at the site for each scenario earthquake event.

This report has seven sections. Section 2 introduces the model used in the simulation procedure. Sections 3 and 4 present the selection of scenario earthquake events and the corresponding strong motion simulations for the west and east coast sites, respectively. Section 5 describes the generation of the vertical accelerations, followed by conclusions and references in Sections 6 and 7, respectively. The appendices provide accelerograms and response spectra for both the west and east coast sites, and the simulated strong ground motions are provided on an accompanying CD.



## SECTION 2 SIMULATION OF STRONG GROUND MOTIONS USING THE SPECIFIC BARRIER MODEL

The most expedient and computationally efficient method for simulating strong ground motion is the *stochastic modeling approach*, which is based on the assumption that accelerograms are realizations of a stochastic process with time varying intensity and, possibly, frequency content. The intent of the stochastic modeling approach is to capture the essential characteristics of high-frequency (higher than  $\sim 1$  Hz) strong ground motions that are to be expected at an average site at a distance  $r$  from an average earthquake event of a specified magnitude,  $M$ .

The early developments related to the stochastic modeling of accelerograms came about thanks primarily to the efforts of the engineering community. Not having a physical model to describe the frequency content of the elastic waves radiated by the earthquake source, earthquake engineers adopted simple and/or empirical spectral models (e.g., white noise spectrum, Kanai-Tajimi spectrum; see for example Clough and Penzien, 1993 for a review of stochastic models; or see Shinozuka and Deodatis, 1988 for a review of ground motion). Seismologists, recognizing the stochastic character of high-frequency waves, made an important contribution to the developments related to the stochastic modeling approach by using a physical *seismological* model (instead of an empirical one) to describe the spectral content of the simulated motions (Hanks, 1979; Hanks and McGuire, 1981; Boore, 1983). A seismological model estimates, in terms of spectral scaling, the seismic motion at a site as a function of source strength, anelastic and geometric attenuation of seismic waves due to propagation path effects between the source and the site, as well as wave amplification due to site effects.

The source description (source spectrum) and its scaling with earthquake size is the most important part of the seismological model. Although it is now widely recognized that the high-frequency radiation from an earthquake source is controlled by heterogeneities on the fault plane (see e.g., Papageorgiou, 2003), most studies have assumed the simple “ $\omega$ -square” model using Brune’s (1970, 1971) source scaling (see e.g., Boore, 2003). The *specific barrier model* (SBM), proposed and developed by Papageorgiou and Aki (1983a, b) for the quantitative description of heterogeneous rupture is a much more physically realistic description of the earthquake source and is fully consistent with the salient features of more complex theoretical models of rupture and observed source spectra. Furthermore, it provides the most complete, yet parsimonious, self-consistent description of the faulting processes that are responsible for the generation of high-frequency waves, and it applies both in the “near-fault” as well as in the “far-field” region, which allows for consistent ground motion simulations over the entire frequency range and for all distances of engineering interest (see e.g., Papageorgiou, 2003; Halldorsson, 2004). The SBM has recently been calibrated based on strong motion data from three regions of different tectonic characteristics: *Interplate* (earthquakes on or close to plate margins), *intraplate* (earthquakes far removed from plate margins), and regions of active tectonic *extension* (Halldorsson, 2004; Halldorsson and Papageorgiou, 2005).

In this study, we adopt the calibrated SBM, in conjunction with the stochastic modeling approach, for the synthesis of the incoherent (high-frequency) component of earthquake strong ground motions. The parameters of the SBM and the corresponding seismological models, along

with the procedure of strong ground motion simulation, are given by Halldorsson (2004). A general overview of the above is presented in this section, but for more information the reader is referred to Halldorsson (2004).

## 2.1 Seismological Model

A seismological model estimates, in terms of spectral scaling, the seismic motion at a site as a function of source strength, anelastic and geometric attenuation of seismic waves due to propagation path effects between the source and the site, and wave amplification due to site effects. The general form of a seismological model can be expressed in terms of the Fourier amplitude spectrum ( $A_s$ ) of the ground acceleration as follows:

$$A_s = E(M_o, f) \cdot P(r, f) \cdot G(f) \cdot I(f) \quad (2-1)$$

where  $f$  is frequency (Hz) and:

$E(M_o, f)$  = source model

$P(r, f)$  = propagation path diminution function

$G(f)$  = site amplification function

$I(f)$  = filter used to shape the spectrum according to the type of ground motion (e.g., accelerations, spectral response, etc.) of interest.

### 2.1.1 Source Model

A source model, or source spectrum, is the model describing the spectrum of the elastic waves radiated by the source before they have been modified by the propagation path and site effects. The reliability of ground motion estimates depends critically on the assumed source spectra in the seismological model. The source model in (2-1) can be written as follows:

$$E(M_o, f) = c \cdot S(M_o, f) \cdot D(f, f_{max}) \quad (2-2)$$

where:

$S(M_o, f)$  = the spectrum representing the average far-field  $S$ -wave radiation of seismic waves from the source (the source displacement spectrum)

$D(f, f_{max})$  = a high-cut filter with a cut-off frequency  $f_{max}$

$c$  = a frequency-independent scaling factor, given by:

$$c = \frac{R_{\theta\phi} \cdot F \cdot V}{4\pi\rho\beta^3} \quad (2-3)$$

where  $F$  is the free surface amplification,  $V$  represents the partition onto two horizontal components, and  $\rho$  and  $\beta$  are the material density and shear wave velocity, respectively, in the vicinity of the source region.

The Specific Barrier Model (SBM) proposed and developed by Papageorgiou and Aki (1983a, 1983b) is adopted herein as a source model, which is discussed in Section 2.2.

### 2.1.2 Path Attenuation Model

Seismic wave amplitudes attenuate with increasing travel distance ( $r$ ) through the earth. This path attenuation is represented by the function:

$$P(r, f) = D_g(r) \cdot D_Q(r, f) \quad (2-4)$$

where:

$D_g(r)$  = the geometric attenuation function

$D_Q(r, f)$  = the anelastic attenuation function, given by:

$$D_Q(r, f) = e^{-\pi f r / Q_s \beta} \quad (2-5)$$

where:

$f$  = frequency

$r$  = source-site distance

$Q_s$  = the total quality factor of S waves

$\beta$  = shear wave velocity of the medium

### 2.1.3 Site Conditions

Local site conditions affect the spectral characteristics of seismic waves. The site factor  $G(f)$  incorporated into the seismological model accounts for the crustal amplification of waves as they travel upward through the earth as well as the (possible) nonlinear soil amplification due to soft site conditions. The NEHRP-UBC site classes are used as the predictor variables for site response, represented by various frequency dependent amplification (see e.g., Boore and Joyner, 1997; Halldorsson, 2004).

### 2.1.4 Duration of Motion

The duration of strong ground motion increases with earthquake magnitude and epicentral distance. The total duration of motion ( $T_d$ ) is given by:

$$T_d = T_s + T_p \quad (2-6)$$

where:

$T_s$  = the source duration

$T_p$  = the duration from propagation path effect

=  $0.05r$  ( $r$  is the source-site distance in km)

The source duration based on the Specific Barrier Model is given in Section 2.2.

### 2.1.5 Seismogram Envelopes

Realizations of stationary acceleration time histories having the spectral content and amplitude as specified by the seismological model and the above duration are generated at this point. The accelerations are further amplitude modulated using the temporal modulating function  $A(t)$ , adopted by Boore (1983):

$$A(t) = at^b e^{-dt} H(t) \quad (2-7)$$

$$b = \frac{-\varepsilon \ln \eta}{1 + \varepsilon (\ln \varepsilon - 1)} \quad (2-8)$$

$$d = \frac{b}{\varepsilon T_w} \quad (2-9)$$

$$a = \left[ \frac{(2d)^{2b+1}}{\Gamma(2b+1)} \right]^{1/2} \quad (2-10)$$

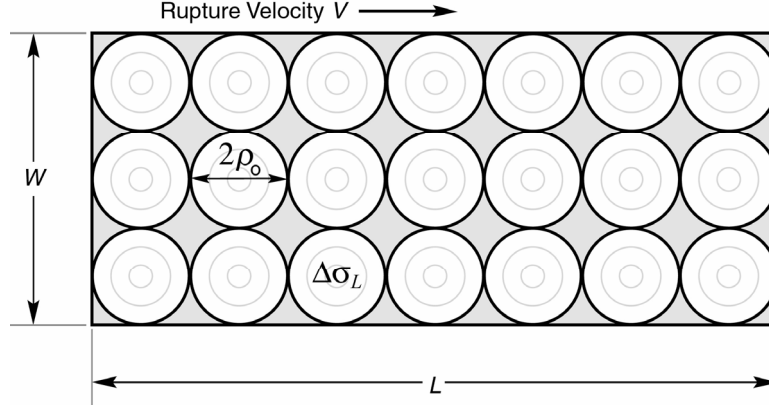
where:

- $H(t)$  = the Heaviside function
- $a, b, d$  = the shape parameters
- $T_w$  = duration of motion
- $\Gamma$  = the gamma function
- $\eta = 0.05$
- $\varepsilon = 0.2$

### 2.2 Specific Barrier Model

The Specific Barrier Model (SBM) proposed and developed by Papageorgiou and Aki (1983a, 1983b) is adopted herein as the earthquake source model. The SBM can be applied both in the “near-fault” and the “far-field” regions. The model is based on the concept that strong ground motion is the result of a cumulative contribution of localized cracks distributed on the fault plane which rupture randomly and independently.

In the model, the fault surface is visualized to be composed of an aggregate of circular cracks (or *sub-events*) of equal radius ( $\rho_0$ ), filling up a rectangular fault plane of length  $L$  and width  $W$ . The SBM can be described by five parameters: a crack radius ( $\rho_0$ ), a local stress drop ( $\Delta\sigma_L$ ), a length of a fault plane ( $L$ ), a width of a fault plane ( $W$ ), and a rupture velocity ( $V$ ). Figure 2-1 shows the characteristics of the fault plane in the SBM.



**Figure 2-1 Specific Barrier Model: Fault Plane  
(Papageorgiou and Aki, 1983a, 1983b)**

The shaded area represents barriers between the identical circular cracks and the circles within each crack denote the rupture front at successive time intervals. As a fault rupture takes place, the rupture front sweeps the fault plane with a velocity  $V$ . A local stress drop  $\Delta\sigma_L$  occurs in each crack starting from its center and spreads radially with constant velocity. The ruptures of the individual cracks are assumed to occur independently. The slip stops when the crack radius reaches the size of  $\rho_o$ .

### 2.2.1 Far-field Source Spectrum

The radiation of elastic waves emitted from each sub-event as it breaks is based on a physical description of source processes using kinematic dislocation theory. Papageorgiou and Aki (1983a) derived the far-field expression of the source spectrum radiated from such a crack, but for simplicity, the far-field source spectral shape of each sub-event was approximated with an “ $\omega$ -square” spectrum by Papageorgiou (1988), who also presented an expression for the far-field source spectrum for the *aggregate* sub-event radiation from the SBM, based on the work of Joyner and Boore (1986). Based on observed deviation from self-similar scaling of high-frequency spectral levels of strong ground motion, Halldorsson and Papageorgiou (2005) modified the expression by introducing a high-frequency source complexity factor,  $\zeta$  into the expression for the far-field acceleration source spectrum of the SBM:

$$S(M_o, f) = \sqrt{N \left[ 1 + (N-1) \left( \frac{\sin(\pi f T)}{\pi f T} \right)^2 \right]} (2\pi f)^2 \tilde{M}_{oi}(f) \quad (2-11)$$

$$\tilde{M}_{oi}(f) = \frac{M_{oi}}{1 + (f/f_2)^2} \quad (2-12)$$

$$M_{oi} = \frac{16}{7} \Delta\sigma_L \cdot \rho_o^3 \quad (2-13)$$

$$f_2 = \frac{C_s \beta}{2\pi\rho_o} \quad (2-14)$$

in which:

$N$  = a number of sub-events on the fault (see Figure 2-1)

$C_s$  = a model dependent constant

$\Delta\sigma_L$  = local stress drop

The high-frequency source complexity factor is of the form:

$$\log \zeta = 2s_m(M_w - M_c) \quad (2-15)$$

where  $s_m = -0.12$ ,  $M_c = 6.35$  (Halldorsson and Papageorgiou, 2005) and

$$M_w = \frac{2}{3} \log M_o - 10.7 \quad (2-16)$$

is the moment magnitude of an earthquake of seismic moment  $M_o$  in dyne-cm (Hanks and Kanamori, 1979)

### 2.2.2 Source Duration

The source duration,  $T_s$ , of the SBM can be calculated using, e.g.,

$$T_s = \frac{\pi}{2} \left( \frac{7}{16} \cdot \frac{M_o}{\Delta\sigma_G} \right)^{1/3} \quad (2-17)$$

where:

$\Delta\sigma_G$  = global stress drop

The word “global” implies that the stress drop is assumed to be uniform over the entire fault plane in the absence of barriers.

### 2.2.3 Barrier Interval

All sub-events in a specific tectonic regime are assumed to have the same diameter ( $2\rho_o$ ) referred to as the “barrier interval” of the SBM. The barrier interval relates to the moment magnitude ( $M_w$ ) of the main event through the following equation (Halldorsson, 2004):

$$\log(2\rho_o) = -1.364 + \frac{2}{3} \log \Delta\sigma_G - \log \Delta\sigma_L + 0.5M_w \quad (2-18)$$

Table 2-1 summarizes the parameters used in the latest calibration of the SBM carried out by Halldorsson (2004) for each tectonic regime, i.e., interplate (e.g., California, Turkey), extensional regime (e.g., the Basin and Range Province, U.S.; Greece), and intra-plate regimes (e.g., Eastern North America).



**Table 2-1 Summary of the Parameters Used in the Specific Barrier Model  
(Halldorsson, 2004)**

Model Parameters	Tectonic Regimes		
	Interplate	Extensional	Intra-plate
$c$	$R_{\theta\phi} = 0.55$ $F = 2.0, V = 1/\sqrt{2}$ $\rho = 2.8 \text{ g/cm}^3$ $\beta = 3.5 \text{ km/s}$	$R_{\theta\phi} = 0.55$ $F = 2.0, V = 1/\sqrt{2}$ $\rho = 2.8 \text{ g/cm}^3$ $\beta = 3.5 \text{ km/s}$	$R_{\theta\phi} = 0.55$ $F = 2.0, V = 1/\sqrt{2}$ $\rho = 2.8 \text{ g/cm}^3$ $\beta = 3.8 \text{ km/s}$
$D_g(r)$	$r^{-1} \quad r \leq 30 \text{ km}$ $(30r)^{-0.5} \quad r > 30 \text{ km}$	$r^{-1} \quad r \leq 30 \text{ km}$ $(30r)^{-0.5} \quad r > 30 \text{ km}$	$1/r \quad r \leq 70 \text{ km}$ $1/70 \quad 70 < r \leq 130 \text{ km}$ $1/[70(130/r)^{0.5}] \quad r > 130 \text{ km}$
Q	$Q_s(f) = 153f^{0.88}$	$Q_s(f) = 143f^{0.84}$	$Q_s(f) = 680f^{0.36}$
Site amplification	Rock: $\bar{V}_{30} = 760 \text{ m/s}$ Soil: Nonlinear	Rock: $\bar{V}_{30} = 940 \text{ m/s}$ Soil: Nonlinear	-
$\Delta\sigma_G$ (bar)	30	30	60
$\Delta\sigma_L$ (bar)	161	114	180

This discussion serves as a brief overview of the governing equations of the stochastic modeling approach and the specific barrier model. For more details, the reader is referred to Boore (2003) and Halldorsson (2004), respectively. The latter reference includes a detailed description of both the stochastic modeling approach and the SBM, its calibrations, the selection procedure of scenario earthquake events on the basis of disaggregated seismic hazard for a site, and how the corresponding strong motions are synthesized. Note that the SBM code, namely SGMSv5, with the most recent calibration (Halldorsson, 2004) is used in this study. The SGMSv5 coded in FORTRAN 90 and the user's manual is available at <http://civil.eng.buffalo.edu/EngSeisLab/>.



### SECTION 3 SIMULATION OF WEST COAST HORIZONTAL GROUND MOTIONS

This section presents the procedure for simulation of the strong ground motions representative of an assumed hospital site located on the west coast of the United States. This includes high-frequency ground motion simulation using the methodology mentioned in Section 2, in addition to low-frequency velocity pulse simulation for near-fault sites (Mavroeidis and Papageorgiou, 2003). The general procedures are explained in more detail in Halldorsson (2004), and the results in this section show a specific case for the selected west coast site.

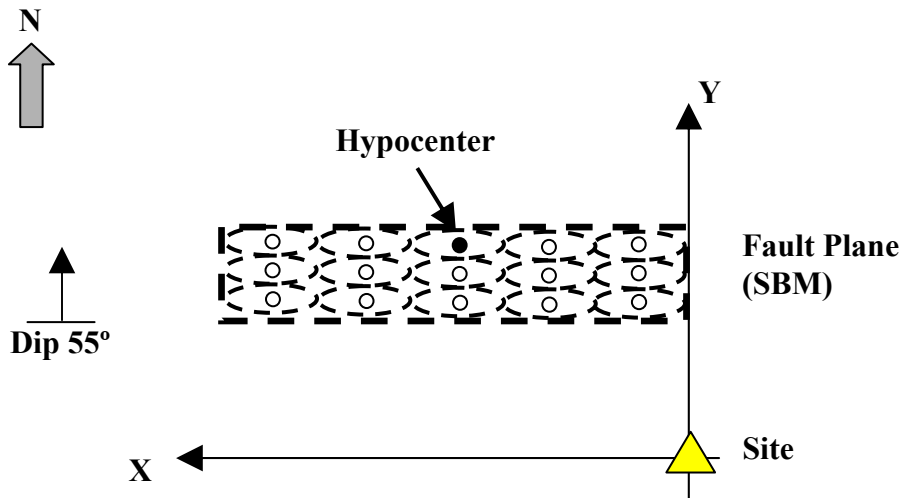
#### 3.1 Fault-Site Model

For the U.S. west coast location, the site is considered to be in the “near-fault” region. In this case the “far-field” assumption breaks down, requiring the simulation of time histories for each individual sub-event (or crack, see Section 2) of the SBM, rather than using the “aggregate” far-field source spectrum of the SBM.

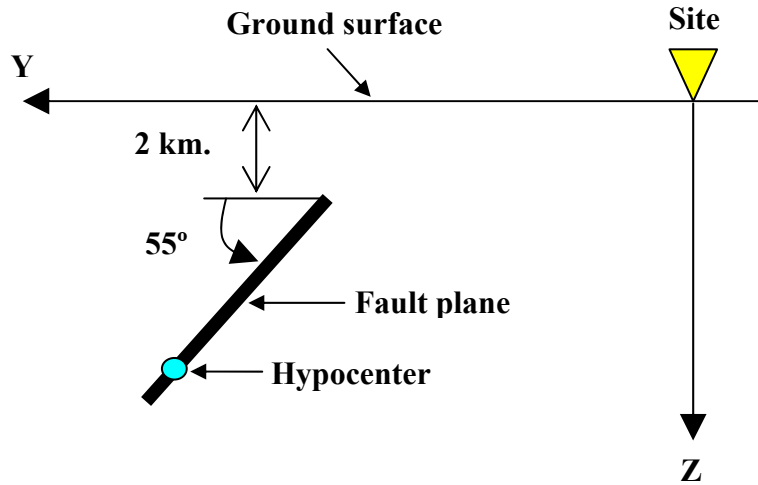
To simulate the strong ground motions for the near-field site, information on the configuration of the seismic source must be specified, e.g., fault-site orientation, location of the hypocenter, location of the fault plane, size and orientation of the fault plane, etc.

##### 3.1.1 Assumptions

Figure 3-1 and 3-2 illustrate the assumed plan and elevation views of the fault-site model, respectively.



**Figure 3-1 Fault-Site Model: Plan View**



**Figure 3-2 Fault-Site Model: Elevation View**

Several assumptions related to the fault-site model were made as follows:

- A fault configuration similar to the Santa Susana fault in Northridge, California is selected as the prototype configuration. The fault lies in the east-west direction with a dip angle of 55° to the north.
- The top edge of the fault plane in the SBM is assumed to be located at 2-km below the ground surface.
- A total of 15 sub-events (circular cracks) is selected. The number of circular cracks along the length of the fault is 5. The number of circular cracks along the width of the fault is 3. With this configuration, the ratio of the number of sub-events along the length and width of the fault plane is approximately equal to 2, which is the same as used in the latest calibration of the SBM (Halldorsson, 2004) for interplate earthquakes (e.g., California).
- Shear-wave and rupture velocities are assumed to be 3.3 and 2.6 km/sec, respectively.

All sub-events of the SBM have the same diameter of  $2\rho_o$ , referred to as the barrier interval of the SBM. The barrier interval for interplate earthquakes relates to the moment magnitude of the event through the following simplified equation (refer to Equation (2-16) and Table 2-1):

$$\log(2\rho_o) = -2.586 + 0.5M_w \quad (3-1)$$

where:

$\rho_o$  = radius of each individual sub-event (crack) of the SBM (in km.)

$M_w$  = moment magnitude of the event

With the size of each circular crack, the source-site distance and the fault orientation can be used to obtain fault-site geometry, which is needed in the simulation procedure.

### 3.2 Near-Fault Pulse Simulation

Time histories generated by the SBM cannot accurately replicate the impulsive characteristic of the near-fault strong ground motions. Recently, Mavroeidis and Papageorgiou (2003) proposed a simple, yet effective, analytical model for the representation of the near-fault strong ground motions. The model, which has been calibrated using a large number of actual near-fault records, can adequately describe the impulsive character of the near-fault ground motions both qualitatively and quantitatively. Mavroeidis and Papageorgiou (2003) also proposed a simplified methodology (to be described in Section 3.4) for the generation of realistic, broadband, near-fault accelerograms adequate for engineering applications.

The analytical model proposed by Mavroeidis and Papageorgiou (2003) is adopted herein for the simulation of the near-fault ground motion pulses. The pulse duration (or period), the pulse amplitude, and the number and phase of half cycles are the key input parameters of the analytical model. The acceleration time history of the near-fault pulse is expressed by the following equation:

$$\text{when } t_0 - \frac{\gamma}{2f_p} \leq t \leq t_0 + \frac{\gamma}{2f_p} \text{ with } \gamma > 1$$

$$a(t) = -\frac{A\pi f_p}{\gamma} \left[ \sin\left(\frac{2\pi f_p}{\gamma}(t-t_0)\right) \cos(2\pi f_p(t-t_0) + \nu) + \gamma \sin(2\pi f_p(t-t_0) + \nu) \left(1 + \cos\left(\frac{2\pi f_p}{\gamma}(t-t_0)\right)\right) \right]$$

$$\text{otherwise; } a(t) = 0 \quad (3-2)$$

where:

$a(t)$  = near-fault pulse acceleration (cm/sec<sup>2</sup>)

$A$  = pulse velocity amplitude (cm/sec)

$\gamma$  = oscillatory character (zero-crossings)

$\nu$  = phase angle

$f_p$  = prevailing frequency (Hz)

$t_0$  = time shift (sec)

Table 3-1 summarizes “average” values for parameters  $\gamma$  and  $\nu$  based on information provided by Mavroeidis and Papageorgiou (2003) for strong motion records from the 1994 Northridge, California, earthquake. These values are used for all simulated near-fault pulses.

**Table 3-1 Parameters  $\gamma$  and  $\nu$  for Near-Fault Pulse Simulation**

Parameter	Direction of Horizontal Ground Motion	
	Fault-Normal	Fault-Parallel
$\gamma$	2.0	1.005
$\nu$	65°	0°

A parameter  $t_0$  can be determined from the fault-site geometry (source-to-site distance). The prevailing frequency ( $f_p$ ) can be calculated using the equation:

$$\log f_p = 2.9 - 0.5M_w \quad (3-3)$$

To determine the amplitude of the pulse velocity ( $A$ ) for the “fault-normal” direction, rather than using a constant “average” value, an attenuation relationship as shown below is utilized:

$$A_n = \frac{a}{\sqrt{R_h^2 + b}} \quad (\text{fault-normal direction}) \quad (3-4)$$

$$A_p = 0.5A_n \quad (\text{fault-parallel direction}) \quad (3-5)$$

where:

$A_n$  = pulse velocity amplitude in a “fault-normal” direction (cm/sec)

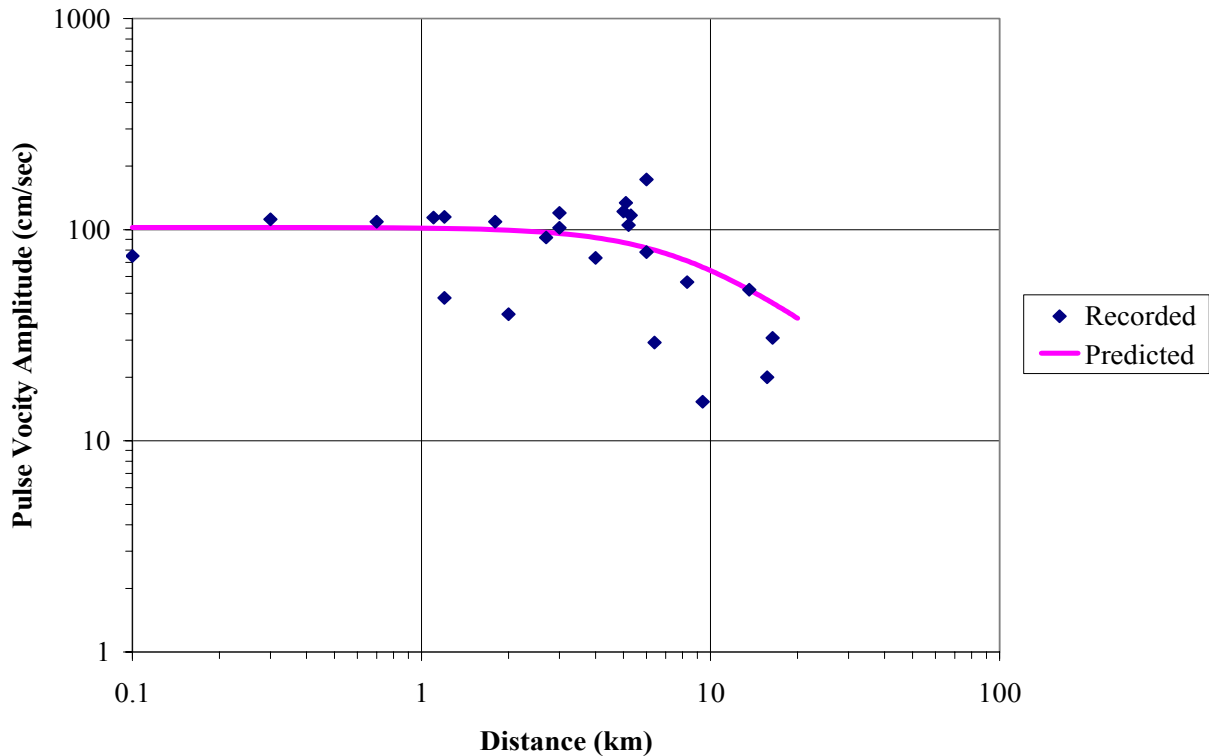
$A_p$  = pulse velocity amplitude in a “fault-parallel” direction (cm/sec)

$R_h$  = horizontal distance (km)

$a$  = 820

$b$  = 8.0

Figure 3-3 compares the recorded and predicted pulse velocity amplitudes.

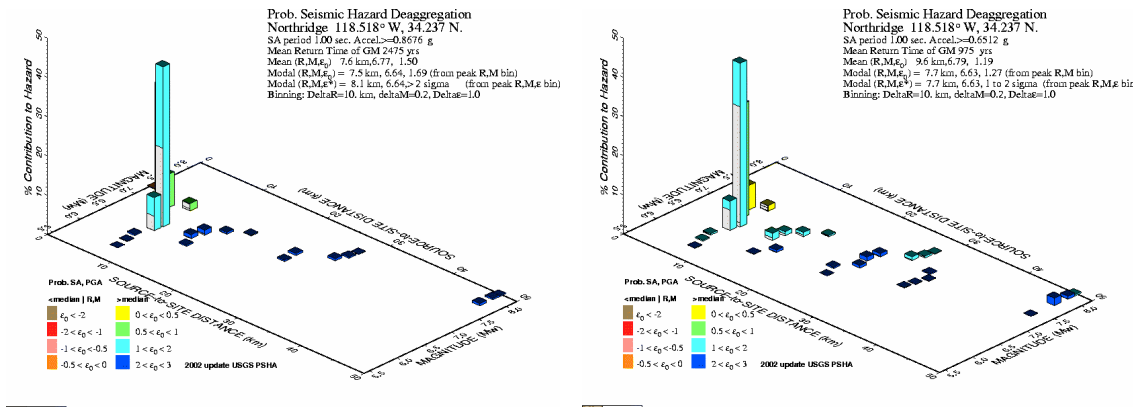


**Figure 3-3 Variation of Pulse Velocity Amplitude with Distance: Recorded VS Predicted**

Note that the constants  $a$  and  $b$  are obtained from minimizing the square root sum square of the errors between the predicted amplitudes and the values available in the paper by Mavroudis and Papageorgiou (2003).

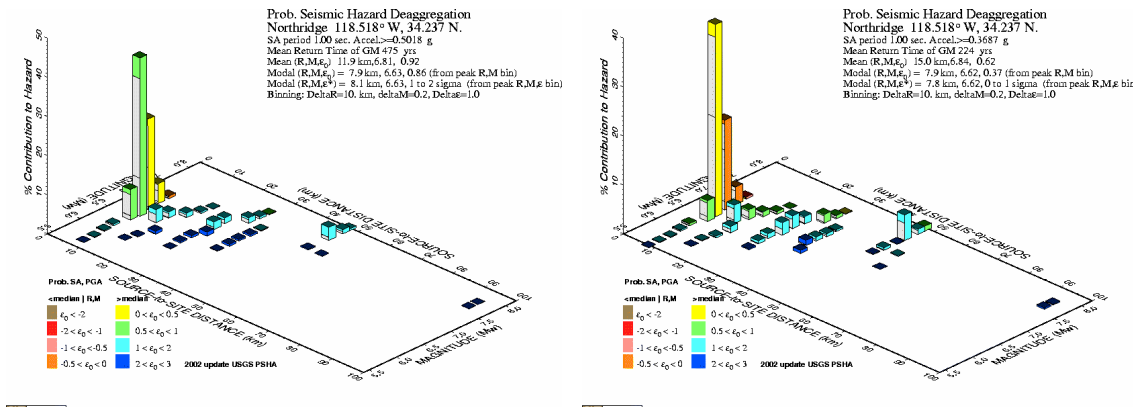
### 3.3 Seismic Hazard Disaggregation and Scenario Earthquakes

The simulated ground motions are scaled to match (best fit) the uniform hazard spectra provided by the U.S. Geological Survey (USGS). Four different hazard levels are considered: 2%, 5%, 10%, and 20% probabilities of exceedance in 50 years. The disaggregation data from the year 2002 are used for scaling. From these disaggregation charts, the scenario earthquake events (magnitude-distance pairs) required for simulating the ground motions can be obtained. Figure 3-4 depicts the USGS seismic hazard disaggregation (at a period of 1.0 sec corresponding approximately to the fundamental period of the MCEER West Coast Demonstration Hospital) for Northridge, California, with different hazard levels. Figure 3-5 illustrates the USGS uniform hazard spectra.



2% Probability of Exceedance in 50 Yrs.

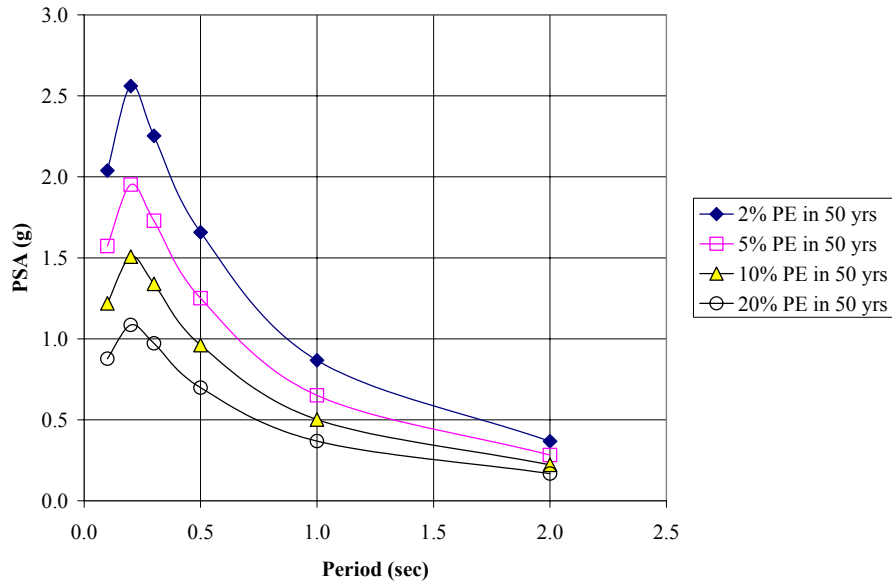
5% Probability of Exceedance in 50 Yrs.



10% Probability of Exceedance in 50 Yrs.

20% Probability of Exceedance in 50 Yrs.

Figure 3-4 Seismic Hazard Disaggregation: Northridge, CA. (USGS, 2002)



**Figure 3-5 USGS Uniform Hazard Spectra: Northridge, CA.**

To select the scenarios for simulations, the magnitude-distance pairs from the USGS uniform hazard spectra are considered. The total number of earthquakes in each bin (each probability of exceedance) is 25, i.e., 25 fault-normal and 25 fault-parallel components. The percentage of contribution to the hazard at the site for each event equals 4%; hence any scenarios having a hazard contribution of less than 4% are neglected. The total numbers of earthquakes in each scenario are proportional to their corresponding percentages of contribution to the hazard. Tables 3-2 to 3-5 present the selected scenarios and total numbers of earthquake events in each scenario for each seismic hazard considered.

**Table 3-2 Selected Scenarios: 2% Probability of Exceedance in 50 Years**

Scenario No.	$M_w$	R (km)	Contribution to the hazard (%)	Proportion	Numbers of events
1	6.6	7.5	40.7	0.45	11
2	6.8	5.7	33.4	0.37	10
3	7.1	4.6	8.5	0.09	2
4	4.6	7.5	8.4	0.09	2
<b>Total</b>			91.0	1.00	25



**Table 3-3 Selected Scenarios: 5% Probability of Exceedance in 50 Years**

Scenario No.	M <sub>w</sub>	R (km)	Contribution to the hazard (%)	Proportion	Numbers of events
1	6.6	7.7	41.8	0.49	12
2	6.8	6.3	29.0	0.34	9
3	6.5	7.5	7.4	0.09	2
4	7.1	5.5	6.3	0.07	2
		<b>Total</b>	84.5	1.00	25

**Table 3-4 Selected Scenarios: 10% Probability of Exceedance in 50 Years**

Scenario No.	M <sub>w</sub>	R (km)	Contribution to the hazard (%)	Proportion	Numbers of events
1	6.6	7.9	40.5	0.53	12
2	6.9	6.6	23.0	0.30	8
3	6.5	7.5	7.7	0.10	3
4	7.1	6.4	5.1	0.07	2
		<b>Total</b>	76.3	1.00	25

**Table 3-5 Selected Scenarios: 20% Probability of Exceedance in 50 Years**

Scenario No.	M <sub>w</sub>	R (km)	Contribution to the hazard (%)	Proportion	Numbers of events
1	6.6	7.9	39.3	0.59	14
2	6.9	7.0	18.3	0.27	7
3	7.8	47.2	5.2	0.08	2
4	6.5	8.2	4.3	0.06	2
		<b>Total</b>	67.1	1.00	25

### 3.4 Simulation Procedure

A simple methodology to simulate near-field accelerograms proposed by Mavroeidis and Papageorgiou (2003) is summarized here. The method exploits the simple analytical model described in Section 3-2 to generate a low-frequency component (a near-fault pulse) that is superimposed to a high-frequency component generated using the stochastic modeling approach and the SBM. The procedure of Mavroeidis and Papageorgiou (2003) is as follows:

*Step 1: Generate the near-fault pulse*

For each selected scenario (magnitude and distance), calculate the prevailing frequency ( $f_p$ ) using Equation (3-3). For selected values of the required parameters ( $A$ ,  $\gamma$ , and  $\nu$ ), generate the pulse for the fault-normal and the fault-parallel components using Equation (3-2).

*Step 2: Generate a time history from the Specific Barrier Model*

For the selected fault-site geometry, generate a time history by summing all 15 sub-events of the SBM with the appropriate time lags which can be determined from source-site distance of each sub-event (each circular crack). Note that the result from each run of the computer code SGMSv5 (refer to Section 2) has three accelerograms. The time histories with the highest and the second highest peak spectra are chosen to simulate the earthquakes in the fault-normal and fault-parallel directions, respectively.

*Step 3: Calculate the Fourier amplitude spectra*

Calculate the Fourier amplitude spectra of the time histories generated in Step 1 and 2.

*Step 4: Calculate the differential Fourier amplitude spectra*

Subtract the Fourier amplitude spectrum of the time history in Step 1 from the Fourier amplitude spectrum of the time history created in Step 2. This step can be considered as removing the low-frequency energy from the generated accelerogram.

*Step 5: Generate the high-frequency component*

Generate a synthetic acceleration-time history that satisfies the following conditions:

- (1) Its Fourier amplitude spectrum is equal to the difference of the Fourier amplitude spectra calculated in Step 4.
- (2) Its phase coincides with the phase of the Fourier transform of the time history generated in Step 2.

*Step 6: Scale the high-frequency components*

For each ensemble (each hazard level), the “mean” response spectra of all high-frequency, fault-normal components simulated from Step 5 are scaled to match on average the USGS uniform hazard spectra at discrete periods of 0.1, 0.2, 0.3, 0.5, and 1.0 seconds. By minimizing the square root sum square of the errors, the scaling factors giving the best fit can be obtained. The same scaling factors are applied to the fault-parallel components.

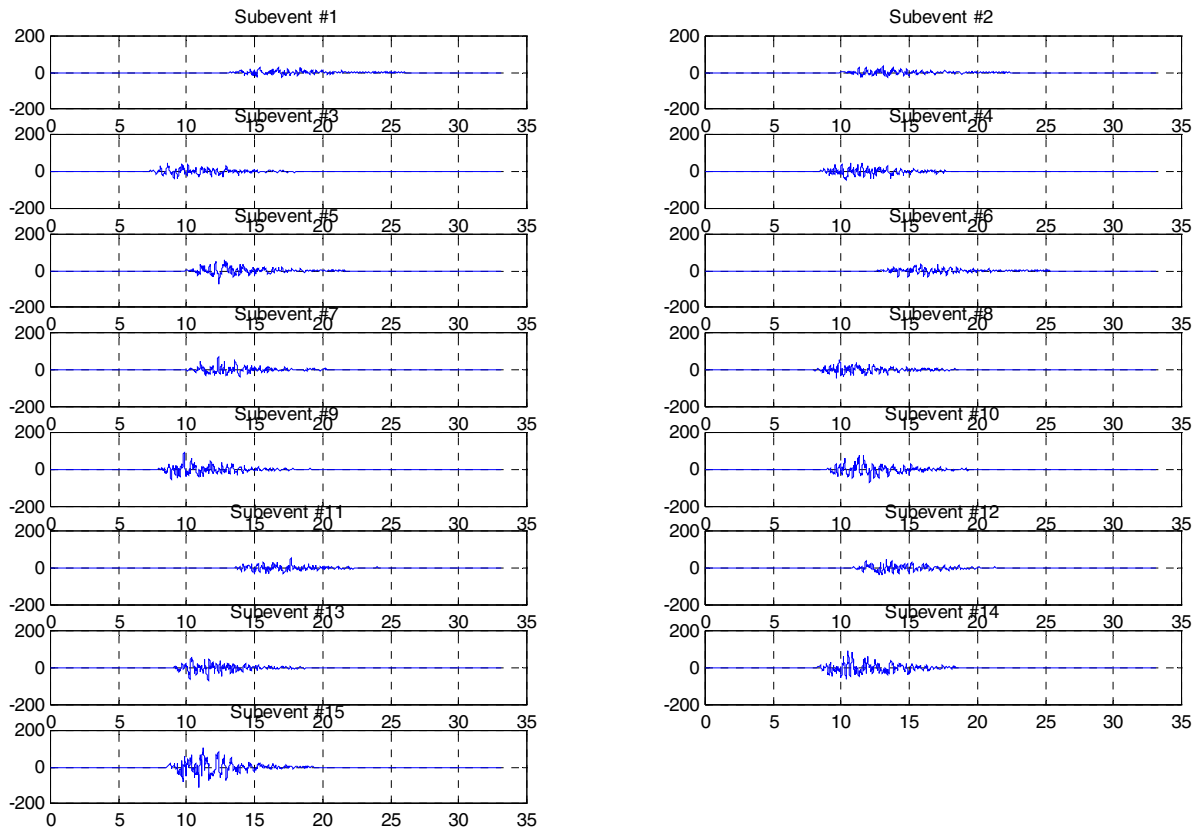
*Step 7: Generate the near-fault ground motion*

Superimpose the pulse (Step 1) to the scaled high-frequency component (Step 6) to get the near-fault accelerogram. The near-fault pulse is shifted in time so that the peak of its envelope coincides with the time that the rupture front passes in front of the site.

Note that for each scenario (magnitude and distance pair), the pulse combining with those high-frequency components is the same. By varying the seed numbers, the high-frequency time histories can be randomly generated, which results in different final near-fault time histories.

### 3.5 Resulting Simulated Ground Motions

As an example, the simulation of a 6.6  $M_w$ , 7.5 km scenario for a hazard level of 2% probability of exceedance in 50 years, is demonstrated in this section. The time histories from 15 sub-events of the SBM are shown in Figure 3-6. The time lag of each sub-event is determined from the source-site distance of each sub-event with the shear-wave and the rupture velocities.

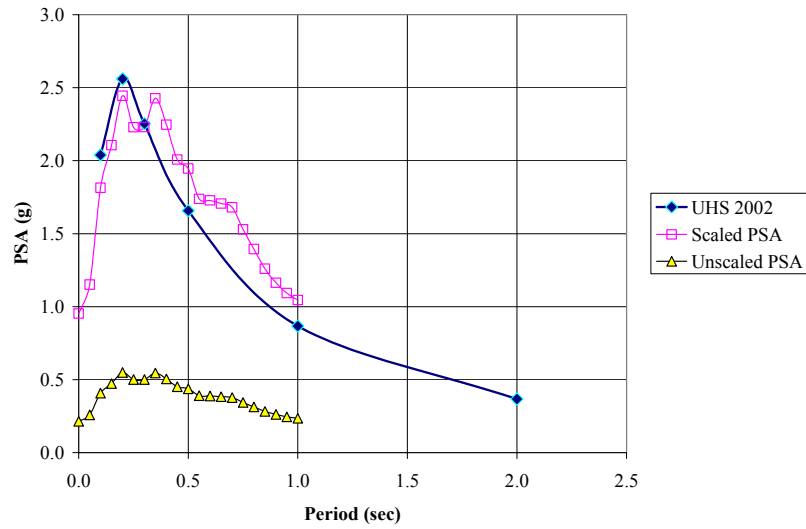


**Figure 3-6 Time Histories from 15 Sub-events: 2% Probability of Exceedance in 50 Years, Scenario 1, Event 1 (6.6  $M_w$ , 7.5 km)**

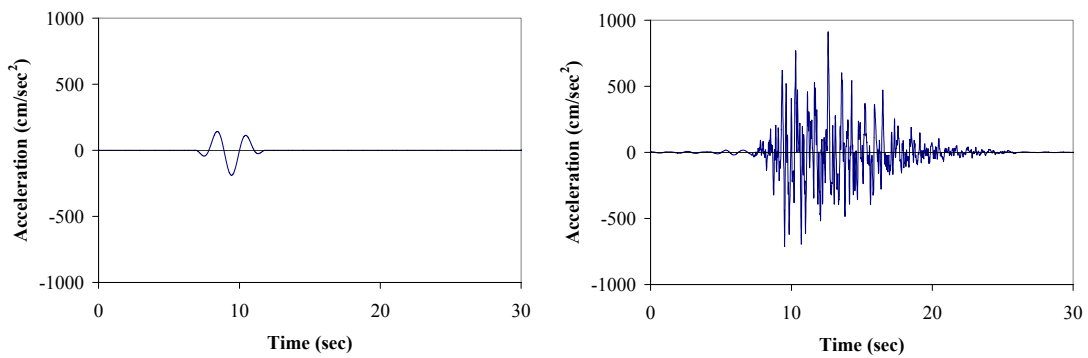
Table 3-6 summarizes the scaling factors for each hazard level. Figure 3-7 compares the unscaled and scaled “mean” response spectra with the USGS uniform hazard spectrum. The pulse, the scaled high-frequency component, and the final near-fault accelerograms (fault-normal component) are presented in Figure 3-8.

**Table 3-6 Scaling Factors for each Hazard Level**

Probability of Exceedance in 50 Years	Scaling Factor
2 %	4.45
5 %	3.47
10 %	2.62
20 %	2.03

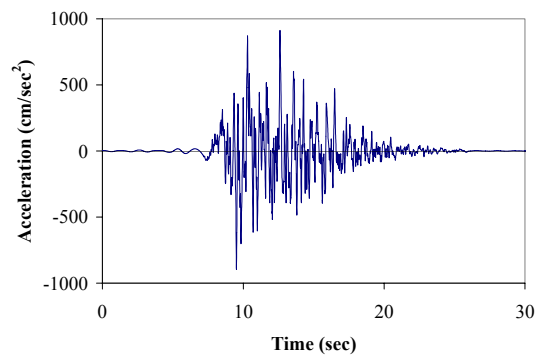


**Figure 3-7 Scaling of Response Spectra**



**Near-Fault Pulse**

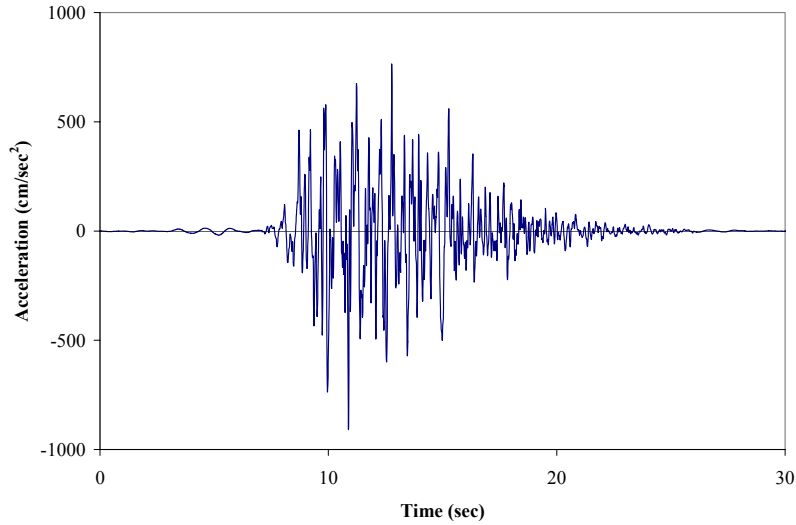
**Scaled High-Frequency Component**



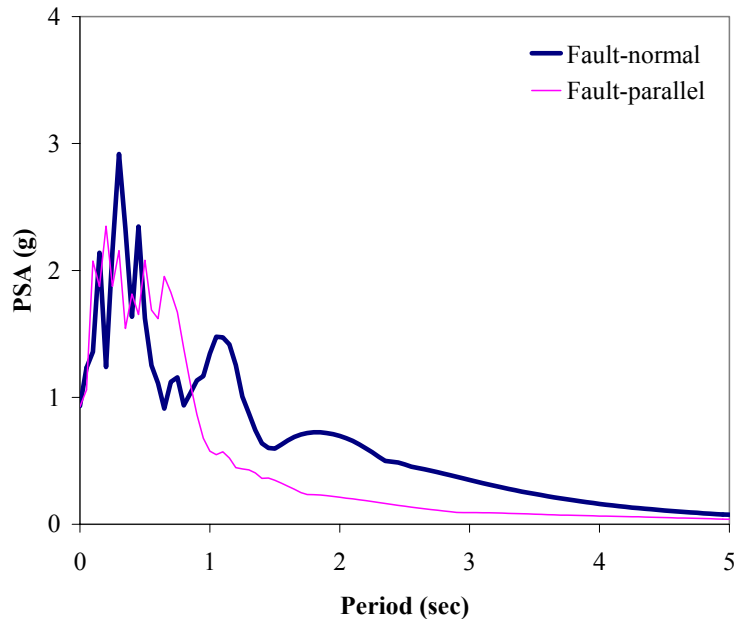
**Final Near-Fault Ground Motion**

**Figure 3-8 Simulation of Near-Fault Ground Motion: 2% Probability of Exceedance in 50 Years (6.6  $M_w$ , 7.5 km)**

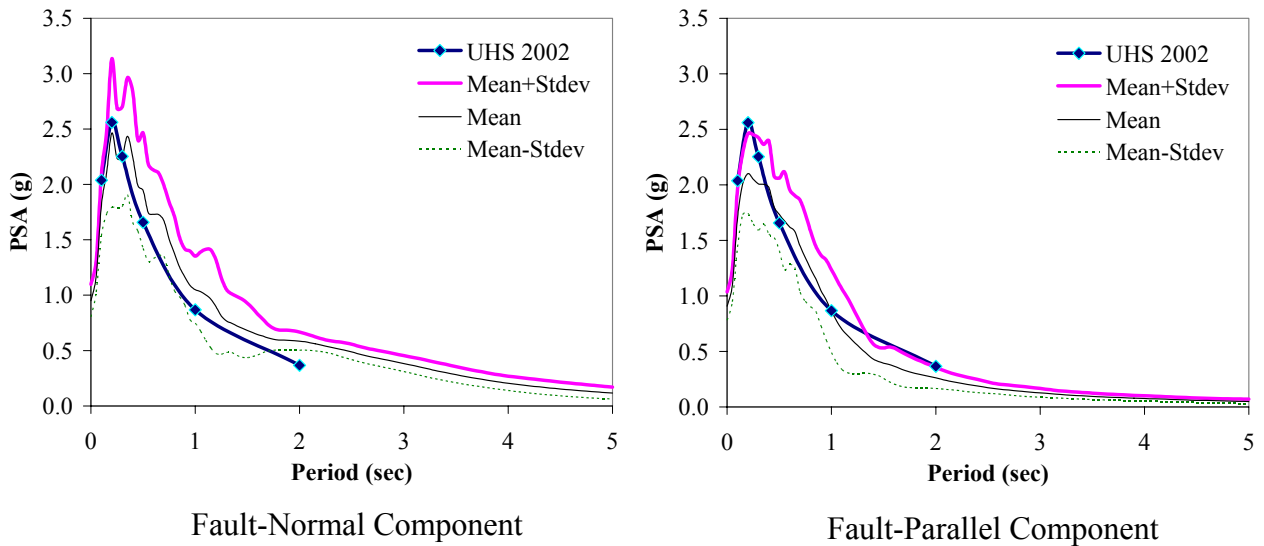
By changing the pulse parameters ( $A$ ,  $\gamma$  and  $\nu$ ) as described previously, the fault-parallel component can be generated. Figure 3-9 depicts the accelerogram of the fault-parallel component. Figure 3-10 compares the response spectra of the simulated near-fault ground motions. Figures 3-11 to 3-14 compare the statistical response spectra of all simulated near-fault ground motions with the USGS uniform hazard spectrum. The time histories and their corresponding response spectra of each individual event are summarized in Appendix A.



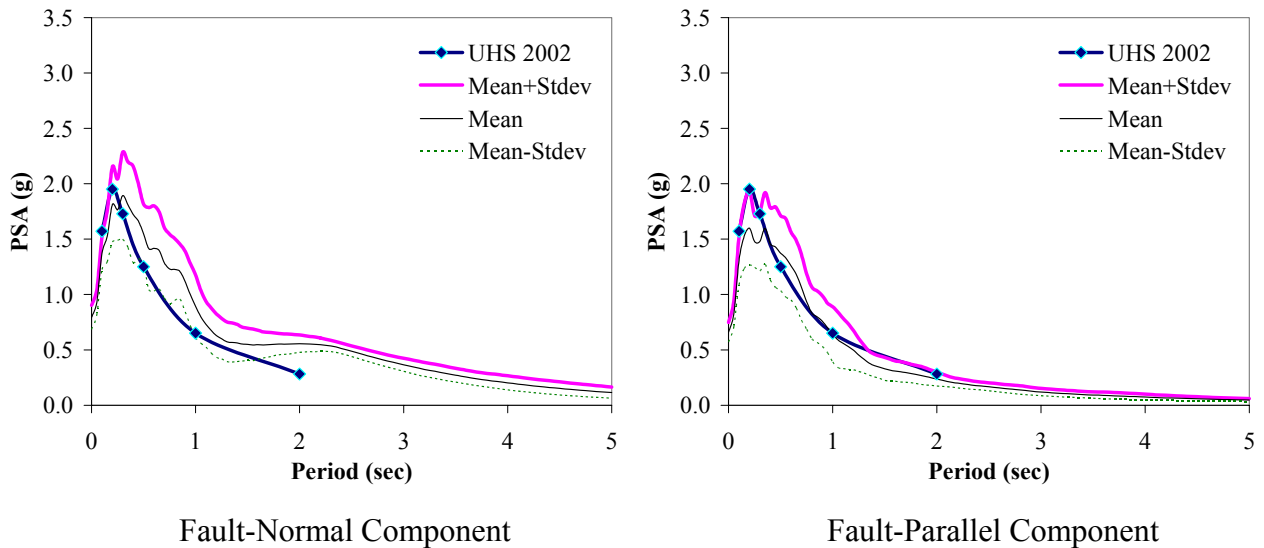
**Figure 3-9 Acceleration-Time History: Fault-Parallel, 2% Probability of Exceedance in 50 Years (6.6  $M_w$ , 7.5 km)**



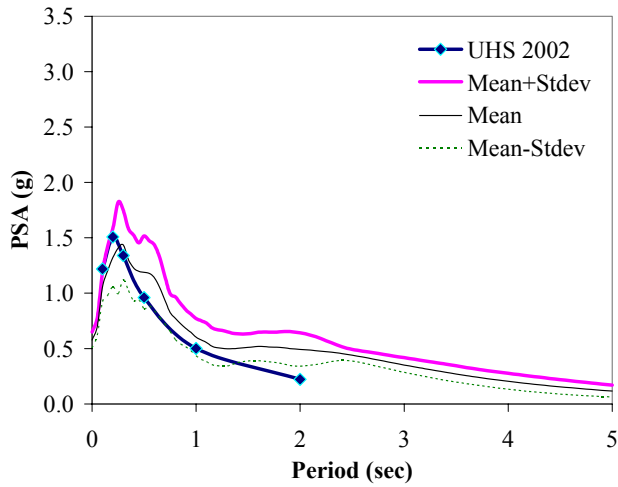
**Figure 3-10 Response Spectra of Simulated Earthquakes: 2% Probability of Exceedance in 50 Years (6.6  $M_w$ , 7.5 km)**



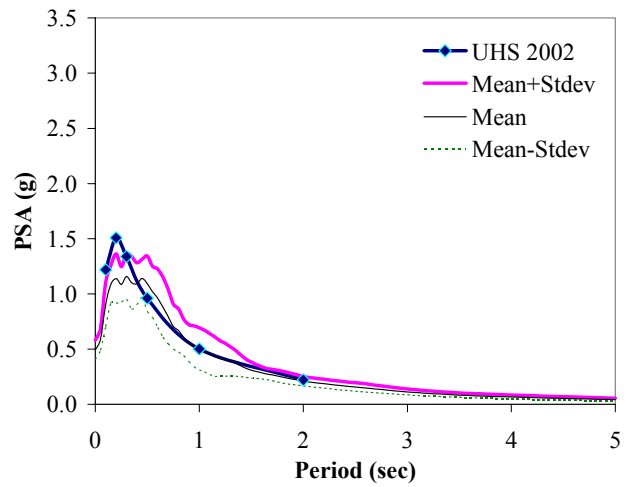
**Figure 3-11 Statistical Response Spectra VS Uniform Hazard Spectrum:  
2% Probability of Exceedance in 50 Years**



**Figure 3-12 Statistical Response Spectra VS Uniform Hazard Spectrum:  
5% Probability of Exceedance in 50 Years**

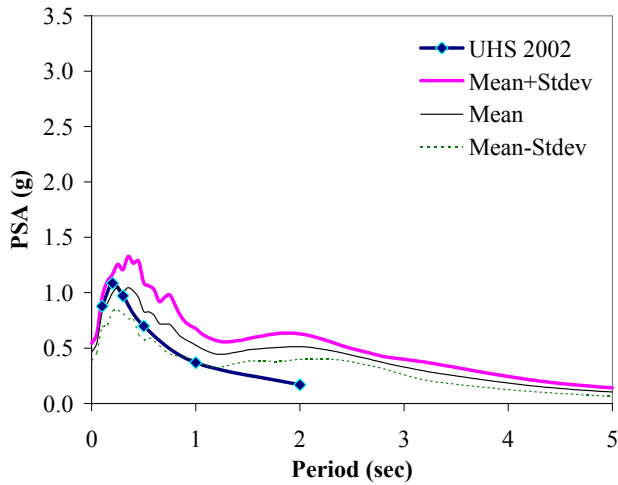


Fault-Normal Component

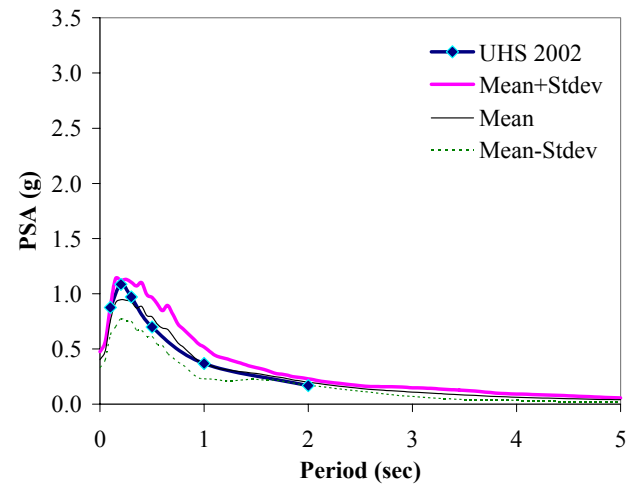


Fault-Parallel Component

**Figure 3-13 Statistical Response Spectra VS Uniform Hazard Spectrum:  
10% Probability of Exceedance in 50 Years**



Fault-Normal Component



Fault-Parallel Component

**Figure 3-14 Statistical Response Spectra VS Uniform Hazard Spectrum:  
20% Probability of Exceedance in 50 Years**





## SECTION 4 SIMULATION OF EAST COAST HORIZONTAL GROUND MOTIONS

This section presents the procedure and the results of the simulated ground motions representative of a hypothetical hospital site on the east coast of the United States. Two ensembles of ground motions are simulated, i.e., one for experimental purposes and another for analytical studies.

### 4.1 Fault-Site Model

In contrast to the US west coast, Eastern North America (ENA) site conditions are considered to be “far-field.” Due to the large source-site distance relative to the size of the fault, the source can be considered as a “point-source.” Therefore, the entire event can be simulated without generating and summing up the sub-events, which were required for simulating the near-field ground motions, as described in Section 3. The far-field source spectrum of the Specific Barrier Model (SBM) described in Section 2 is used for all simulations. Only a few parameters are required for the simulations using the SGMSv5 code, i.e., tectonic regime, moment magnitude, source-site distance, soil condition, and seed number. Figure 4-1 shows the fault-site model considered for ENA sites.



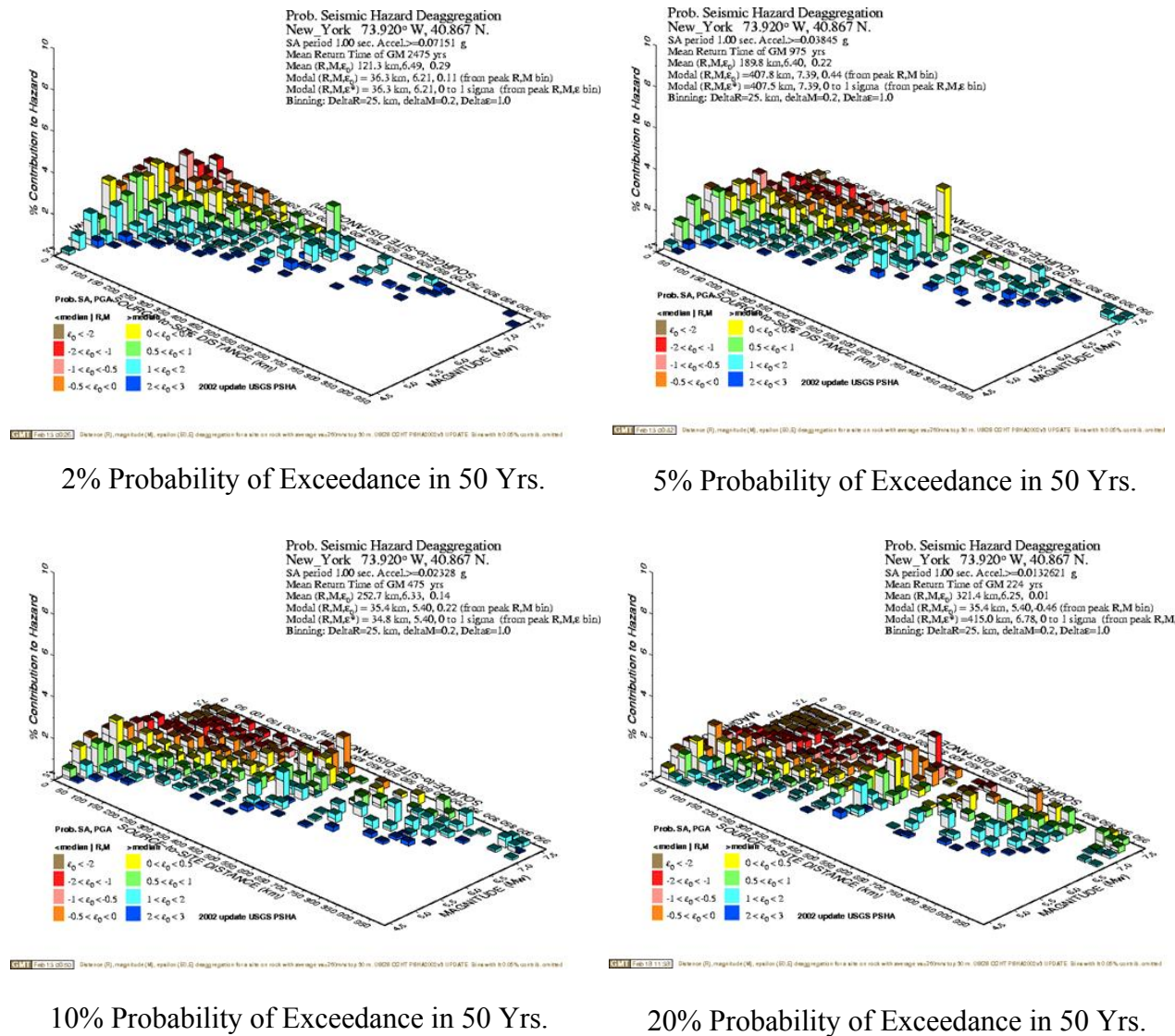
**Figure 4-1 Fault-Site Model for Earthquakes in ENA**

### 4.2 Seismic Hazard Disaggregation and Earthquake Scenarios

Unlike the west coast, a large number of magnitude-distance scenarios contribute to the hazard at an ENA site. Hence, two ensembles of earthquakes are simulated. The first “short” ensemble contains 50 ground motions for each hazard level (50 fault-normal and 50 fault-parallel ground motions) with a minimum percentage of contribution to the hazard of 2% for each event. The summation of the percentages of hazard contribution for this group is small due to the fact that only a limited number of scenarios are included. This ensemble may be suitable for experimental programs.

The second “long” ensemble contains 100 ground motions for each hazard level (100 fault-normal and 100 fault-parallel accelerograms). Each event has an average percentage of contribution to the hazard of 1%. The total percentage of contribution to the hazard for this group is higher than 50%. The simulated ground motions from this ensemble are more appropriate for analytical studies.

Similar to the west coast study, four different hazard levels are considered, i.e., 2%, 5%, 10%, and 20% probabilities of exceedance in 50 years for a site in New York. Figure 4-2 presents the USGS seismic hazard disaggregation at a period of 1 sec for an hypothetical hospital site in New York City.



**Figure 4-2 Seismic Hazard Disaggregation: New York (USGS, 2002)**

As described above, the short ensemble contains 50 ground motions for each hazard level. Hence, any scenarios with a percentage of contribution to the hazard at the site less than 2% is neglected. Similarly, all scenarios with hazard contribution of less than 1% are neglected for the long ensemble of ground motions. Tables 4-1 to 4-4 and Tables 4-5 to 4-8 show the selected

earthquake scenarios and the total numbers of earthquake events in each scenario for the short and the long ensembles, respectively.

**Table 4-1 Selected Scenarios: 2% Probability of Exceedance in 50 Yrs.  
(Short Ensemble, 50 events/bin)**

Scenario No.	M <sub>w</sub>	R (km)	Contr (%)	Proportn	No. of Events	Scenario No.	M <sub>w</sub>	R (km)	Contr (%)	Proportn	No. of Events	
1	6.2	36.3	2.8	0.07	4	10	5.6	13.6	2.2	0.06	3	
2	5.4	13.2	2.7	0.07	4	11	5.6	33.6	1.9	0.05	2	
3	6.2	15.6	2.7	0.07	4	12	6.4	15.2	1.9	0.05	2	
4	5.8	33.7	2.6	0.07	4	13	7.4	385.0	1.8	0.05	2	
5	6.8	36.2	2.5	0.07	3	14	7.0	35.0	1.8	0.05	2	
6	6.0	15.5	2.5	0.07	3	15	7.4	35.1	1.6	0.04	2	
7	6.0	35.9	2.4	0.06	3	16	5.4	32.5	1.6	0.04	2	
8	5.8	13.9	2.3	0.06	3	17	6.8	14.4	1.6	0.04	2	
9	6.4	36.2	2.3	0.06	3	18	5.0	11.9	1.5	0.04	2	
									<b>Total</b>	38.6	1.00	50

**Table 4-2 Selected Scenarios: 5% Probability of Exceedance in 50 Yrs.  
(Short Ensemble, 50 events/bin)**

Scenario No.	M <sub>w</sub>	R (km)	Contr (%)	Proportn	No. of Events	Scenario No.	M <sub>w</sub>	R (km)	Contr (%)	Proportn	No. of Events
1	7.4	407.8	2.7	0.12	6	7	6.0	36.5	1.9	0.09	4
2	5.4	14.6	2.2	0.10	5	8	5.6	16.2	1.7	0.08	4
3	5.4	34.1	2.2	0.10	5	9	5.6	36.4	1.7	0.08	4
4	6.2	35.6	2.1	0.10	5	10	7.0	413.5	1.7	0.08	4
5	5.8	36.2	2.1	0.10	5	11	5.8	15.9	1.6	0.07	3
6	5.0	14.5	2.0	0.09	5			<b>Total</b>	21.7	1.00	50

**Table 4-3 Selected Scenarios: 10% Probability of Exceedance in 50 Yrs.  
(Short Ensemble, 50 events/bin)**

Scenario No.	M <sub>w</sub>	R (km)	Contr (%)	Proportn	No. of Events	Scenario No.	M <sub>w</sub>	R (km)	Contr (%)	Proportn	No. of Events	
1	5.4	35.4	2.1	0.21	10	4	5.4	15.5	1.6	0.16	8	
2	7.4	416.1	1.7	0.17	8	5	5.8	36.9	1.6	0.15	8	
3	5.0	13.8	1.6	0.16	8	6	5.6	35.9	1.6	0.15	8	
									<b>Total</b>	10.2	1.00	50

**Table 4-4 Selected Scenarios: 20% Probability of Exceedance in 50 Yrs.  
(Short Ensemble, 50 events/bin)**

Scenario No.	M <sub>w</sub>	R (km)	Contr (%)	Proportn	No. of Events	Scenario No.	M <sub>w</sub>	R (km)	Contr (%)	Proportn	No. of Events
1	5.4	35.4	1.9	0.22	11	4	7.4	392.3	1.6	0.18	9
2	6.4	417.6	1.8	0.21	11	5	5.0	35.3	1.5	0.18	9
3	6.8	415.2	1.8	0.21	10			<b>Total</b>	8.6	1.00	50

**Table 4-5 Selected Scenarios: 2% Probability of Exceedance in 50 Yrs.  
(Long Ensemble, 100 events/bin)**

Scenario No.	M <sub>w</sub>	R (km)	Contr (%)	Proportn	No. of Events	Scenario No.	M <sub>w</sub>	R (km)	Contr (%)	Proportn	No. of Events
1	6.2	36.3	2.8	0.03	3	34	5.8	62.4	0.9	0.01	1
2	5.4	13.2	2.7	0.03	3	35	7.4	171.8	0.9	0.01	1
3	6.2	15.6	2.7	0.03	3	36	7.4	11.3	0.9	0.01	1
4	5.8	33.7	2.6	0.03	3	37	6.2	84.7	0.9	0.01	1
5	6.8	36.2	2.5	0.03	3	38	7.4	127.9	0.9	0.01	1
6	6.0	15.5	2.5	0.03	3	39	7.2	413.3	0.9	0.01	1
7	6.0	35.9	2.4	0.03	3	40	7.2	63.7	0.8	0.01	1
8	5.8	13.9	2.3	0.03	3	41	6.4	86.1	0.8	0.01	1
9	6.4	36.2	2.3	0.03	3	42	6.8	177.0	0.8	0.01	1
10	5.6	13.6	2.2	0.03	3	43	7.0	120.4	0.8	0.01	1
11	5.6	33.6	1.9	0.02	2	44	6.8	410.4	0.8	0.01	1
12	6.4	15.2	1.9	0.02	2	45	7.0	87.2	0.8	0.01	1
13	7.4	385.0	1.8	0.02	2	46	7.4	87.2	0.8	0.01	1
14	7.0	35.0	1.8	0.02	2	47	4.8	10.6	0.7	0.01	1
15	7.4	35.1	1.6	0.02	2	48	7.0	173.0	0.7	0.01	1
16	5.4	32.5	1.6	0.02	2	49	7.2	11.8	0.7	0.01	1
17	6.8	14.4	1.6	0.02	2	50	7.4	222.5	0.7	0.01	1
18	5.0	11.9	1.5	0.02	2	51	7.0	367.7	0.6	0.01	1
19	6.6	38.0	1.4	0.02	2	52	6.6	85.8	0.6	0.01	1
20	6.8	61.9	1.4	0.02	2	53	7.2	124.0	0.6	0.01	1
21	6.4	61.3	1.4	0.02	2	54	5.6	61.4	0.6	0.01	1
22	6.6	16.0	1.4	0.02	2	55	7.4	278.6	0.6	0.01	1
23	6.8	123.2	1.3	0.02	2	56	6.2	126.3	0.6	0.01	1
24	6.2	60.2	1.3	0.02	2	57	6.8	222.1	0.6	0.01	1
25	7.0	62.0	1.2	0.02	2	58	6.6	172.2	0.5	0.01	1
26	6.0	62.9	1.2	0.02	1	59	6.8	335.4	0.5	0.01	1
27	7.2	34.8	1.2	0.02	1	60	7.2	337.0	0.5	0.01	1
28	7.4	62.3	1.1	0.01	1	61	7.0	130.9	0.5	0.01	1
29	5.2	12.5	1.1	0.01	1	62	7.4	431.7	0.5	0.01	1
30	7.0	13.3	1.1	0.01	1	63	6.0	119.0	0.5	0.01	1
31	6.8	85.8	1.0	0.01	1	64	7.4	118.4	0.5	0.01	1
32	6.4	122.6	1.0	0.01	1	65	6.6	129.9	0.5	0.01	1
33	6.6	61.6	0.9	0.01	1			<b>Total</b>	78.7	1.00	100

**Table 4-6 Selected Scenarios: 5% Probability of Exceedance in 50 Yrs.  
(Long Ensemble, 100 events/bin)**

Scenario No.	M <sub>w</sub>	R (km)	Contr (%)	Proportn	No. of Events	Scenario No.	M <sub>w</sub>	R (km)	Contr (%)	Proportn	No. of Events
1	7.4	407.8	2.7	0.04	4	37	7.0	343.4	0.8	0.01	1
2	5.4	14.6	2.2	0.03	3	38	6.8	121.1	0.8	0.01	1
3	5.4	34.1	2.2	0.03	3	39	6.4	172.4	0.8	0.01	1
4	6.2	35.6	2.1	0.03	3	40	6.6	123.3	0.8	0.01	1
5	5.8	36.2	2.1	0.03	3	41	6.2	87.7	0.8	0.01	1
6	5.0	14.5	2.0	0.03	3	42	6.6	414.8	0.8	0.01	1
7	6.0	36.5	1.9	0.03	3	43	6.2	396.9	0.7	0.01	1
8	5.6	16.2	1.7	0.02	2	44	6.4	120.1	0.7	0.01	1
9	5.6	36.4	1.7	0.02	2	45	7.4	689.1	0.7	0.01	1
10	7.0	413.5	1.7	0.02	2	46	5.2	34.0	0.7	0.01	1
11	5.8	15.9	1.6	0.02	2	47	6.6	63.1	0.7	0.01	1
12	6.2	62.8	1.4	0.02	2	48	7.4	35.5	0.7	0.01	1
13	6.4	37.2	1.3	0.02	2	49	7.2	433.9	0.7	0.01	1
14	5.8	63.2	1.3	0.02	2	50	5.0	34.8	0.7	0.01	1
15	6.8	36.8	1.3	0.02	2	51	7.4	124.6	0.7	0.01	1
16	6.0	63.5	1.3	0.02	2	52	5.8	121.0	0.7	0.01	1
17	6.0	15.8	1.3	0.02	2	53	7.0	61.9	0.7	0.01	1
18	4.8	12.7	1.2	0.02	2	54	6.2	176.2	0.7	0.01	1
19	5.2	14.6	1.1	0.02	2	55	6.8	14.4	0.6	0.01	1
20	6.8	410.1	1.1	0.02	2	56	7.4	278.8	0.6	0.01	1
21	6.2	122.6	1.1	0.02	2	57	6.0	120.2	0.6	0.01	1
22	6.2	14.3	1.0	0.01	1	58	7.4	222.6	0.6	0.01	1
23	6.4	60.3	1.0	0.01	1	59	6.0	89.3	0.6	0.01	1
24	5.6	62.7	1.0	0.01	1	60	7.0	126.6	0.6	0.01	1
25	7.2	387.6	0.9	0.01	1	61	6.8	274.0	0.5	0.01	1
26	6.8	173.8	0.9	0.01	1	62	7.0	222.0	0.5	0.01	1
27	6.8	378.9	0.9	0.01	1	63	7.0	86.7	0.5	0.01	1
28	6.4	16.3	0.9	0.01	1	64	7.2	35.2	0.5	0.01	1
29	6.4	84.9	0.9	0.01	1	65	7.4	171.4	0.5	0.01	1
30	7.4	343.9	0.9	0.01	1	66	6.6	15.2	0.5	0.01	1
31	6.6	37.2	0.9	0.01	1	67	7.4	84.7	0.5	0.01	1
32	6.4	363.9	0.8	0.01	1	68	7.0	179.5	0.5	0.01	1
33	7.0	35.2	0.8	0.01	1	69	5.8	89.7	0.5	0.01	1
34	6.8	84.9	0.8	0.01	1	70	7.2	375.0	0.5	0.01	1
35	6.8	61.1	0.8	0.01	1	71	6.6	87.1	0.5	0.01	1
36	5.4	62.2	0.8	0.01	1			<b>Total</b>	69.6	1.00	100

**Table 4-7 Selected Scenarios: 10% Probability of Exceedance in 50 Yrs.  
(Long Ensemble, 100 events/bin)**

Scenario No.	M <sub>w</sub>	R (km)	Contr (%)	Proportn	No. of Events	Scenario No.	M <sub>w</sub>	R (km)	Contr (%)	Proportn	No. of Events	
1	5.4	35.4	2.1	0.03	3	39	6.0	356.4	0.7	0.01	1	
2	7.4	416.1	1.7	0.03	3	40	6.4	60.7	0.6	0.01	1	
3	5.0	13.8	1.6	0.03	3	41	6.8	276.4	0.6	0.01	1	
4	5.4	15.5	1.6	0.03	3	42	6.4	85.1	0.6	0.01	1	
5	5.8	36.9	1.6	0.03	3	43	5.6	122.0	0.6	0.01	1	
6	5.6	35.9	1.6	0.02	2	44	6.2	177.4	0.6	0.01	1	
7	6.8	393.5	1.5	0.02	2	45	7.4	780.9	0.6	0.01	1	
8	5.0	33.4	1.4	0.02	2	46	4.8	32.8	0.6	0.01	1	
9	6.0	35.7	1.4	0.02	2	47	5.8	88.6	0.6	0.01	1	
10	4.8	13.5	1.4	0.02	2	48	6.0	120.0	0.6	0.01	1	
11	6.2	35.7	1.3	0.02	2	49	6.2	222.5	0.6	0.01	1	
12	6.2	410.3	1.3	0.02	2	50	6.2	339.3	0.6	0.01	1	
13	5.8	63.2	1.2	0.02	2	51	6.8	177.1	0.6	0.01	1	
14	6.4	388.0	1.2	0.02	2	52	5.6	86.9	0.6	0.01	1	
15	7.0	418.2	1.1	0.02	2	53	6.0	171.0	0.6	0.01	1	
16	7.2	408.9	1.1	0.02	2	54	6.8	557.8	0.5	0.01	1	
17	7.0	357.0	1.1	0.02	2	55	6.8	85.0	0.5	0.01	1	
18	5.4	61.7	1.1	0.02	2	56	7.0	726.8	0.5	0.01	1	
19	5.2	33.5	1.0	0.02	2	57	5.4	86.7	0.5	0.01	1	
20	5.6	62.1	1.0	0.02	1	58	6.0	13.8	0.5	0.01	1	
21	7.4	366.6	0.9	0.02	1	59	6.4	439.1	0.5	0.01	1	
22	6.2	61.9	0.9	0.02	1	60	4.6	13.9	0.5	0.01	1	
23	6.0	62.5	0.9	0.02	1	61	6.4	275.7	0.5	0.01	1	
24	6.8	657.5	0.9	0.01	1	62	6.6	36.6	0.5	0.01	1	
25	5.8	16.5	0.9	0.01	1	63	5.8	120.7	0.5	0.01	1	
26	6.8	405.8	0.9	0.01	1	64	7.0	694.3	0.5	0.01	1	
27	5.6	15.4	0.9	0.01	1	65	6.8	712.8	0.5	0.01	1	
28	7.4	714.9	0.8	0.01	1	66	6.4	542.7	0.5	0.01	1	
29	6.2	123.0	0.8	0.01	1	67	6.8	61.3	0.5	0.01	1	
30	6.2	86.0	0.8	0.01	1	68	7.3	911.1	0.5	0.01	1	
31	7.0	432.4	0.8	0.01	1	69	6.4	177.0	0.5	0.01	1	
32	6.6	407.7	0.8	0.01	1	70	6.2	13.4	0.5	0.01	1	
33	5.2	13.7	0.8	0.01	1	71	6.8	122.5	0.5	0.01	1	
34	6.4	37.5	0.7	0.01	1	72	7.4	633.9	0.5	0.01	1	
35	6.4	121.9	0.7	0.01	1	73	5.8	126.5	0.5	0.01	1	
36	6.8	440.1	0.7	0.01	1	74	6.6	585.5	0.5	0.01	1	
37	6.8	37.1	0.7	0.01	1	75	7.0	586.7	0.5	0.01	1	
38	6.0	86.8	0.7	0.01	1	76	6.6	63.5	0.5	0.01	1	
									<b>Total</b>	62.7	1.00	100

**Table 4-8 Selected Scenarios: 20% Probability of Exceedance in 50 Yrs.  
(Long Ensemble, 100 events/bin)**

Scenario No.	M <sub>w</sub>	R (km)	Contr (%)	Proportn	No. of Events	Scenario No.	M <sub>w</sub>	R (km)	Contr (%)	Proportn	No. of Events
1	5.4	35.4	1.9	0.03	3	38	6.2	122.1	0.7	0.01	1
2	6.4	417.6	1.8	0.03	3	39	7.0	761.7	0.6	0.01	1
3	6.8	415.2	1.8	0.03	3	40	6.8	741.4	0.6	0.01	1
4	7.4	392.3	1.6	0.03	3	41	5.4	88.2	0.6	0.01	1
5	5.0	35.3	1.5	0.03	3	42	7.0	398.5	0.6	0.01	1
6	5.0	15.7	1.4	0.02	3	43	6.2	62.6	0.6	0.01	1
7	6.2	413.0	1.3	0.02	2	44	5.2	15.5	0.6	0.01	1
8	5.4	62.9	1.2	0.02	2	45	7.2	431.7	0.6	0.01	1
9	4.8	13.8	1.2	0.02	2	46	5.4	120.2	0.6	0.01	1
10	5.8	408.8	1.1	0.02	2	47	5.8	177.5	0.6	0.01	1
11	5.6	35.9	1.1	0.02	2	48	7.0	664.6	0.6	0.01	1
12	4.8	33.4	1.1	0.02	2	49	6.4	569.6	0.6	0.01	1
13	5.8	36.0	1.1	0.02	2	50	4.6	14.6	0.6	0.01	1
14	6.8	692.0	1.1	0.02	2	51	6.8	353.6	0.6	0.01	1
15	6.0	393.5	1.1	0.02	2	52	6.0	177.3	0.6	0.01	1
16	6.2	367.0	1.1	0.02	2	53	5.2	62.6	0.5	0.01	1
17	5.8	64.3	1.0	0.02	2	54	7.0	726.3	0.5	0.01	1
18	5.6	63.6	0.9	0.02	2	55	6.4	123.9	0.5	0.01	1
19	7.4	691.2	0.9	0.02	2	56	7.0	677.1	0.5	0.01	1
20	7.0	410.2	0.9	0.02	2	57	5.8	90.0	0.5	0.01	1
21	5.2	35.9	0.9	0.02	2	58	6.2	86.6	0.5	0.01	1
22	5.4	14.5	0.8	0.01	1	59	7.3	935.3	0.5	0.01	1
23	6.0	35.9	0.8	0.01	1	60	5.8	222.6	0.5	0.01	1
24	6.8	586.0	0.8	0.01	1	61	6.0	544.7	0.5	0.01	1
25	7.4	792.1	0.8	0.01	1	62	6.6	389.5	0.5	0.01	1
26	6.6	418.8	0.8	0.01	1	63	5.6	89.2	0.5	0.01	1
27	5.8	122.7	0.7	0.01	1	64	6.8	436.1	0.5	0.01	1
28	5.0	62.2	0.7	0.01	1	65	6.8	124.8	0.5	0.01	1
29	6.0	64.5	0.7	0.01	1	66	6.2	699.0	0.5	0.01	1
30	7.4	755.0	0.7	0.01	1	67	7.2	361.0	0.5	0.01	1
31	6.2	36.1	0.7	0.01	1	68	6.0	410.7	0.5	0.01	1
32	6.4	342.6	0.7	0.01	1	69	6.6	762.3	0.5	0.01	1
33	6.4	711.7	0.7	0.01	1	70	7.2	700.0	0.5	0.01	1
34	6.0	122.1	0.7	0.01	1	71	6.6	539.8	0.5	0.01	1
35	7.0	444.3	0.7	0.01	1	72	5.8	337.7	0.5	0.01	1
36	7.3	906.7	0.7	0.01	1	73	6.2	445.1	0.5	0.01	1
37	6.2	608.5	0.7	0.01	1			<b>Total</b>	57.2	1.00	100

### 4.3 Simulation Procedure

The simulation of ENA strong ground motions does not require the generation of a pulse, as discussed in Section 3. Hence, the simulation procedure is simpler and involves the following steps:

*Step 1: Generate a time history using the Specific Barrier Model*

For each earthquake scenario (magnitude-distance pair), generate the time histories using the SBM (refer to Section 2). The time histories with the highest and the second highest peak spectra

are chosen as the fault-normal and the fault-parallel components, respectively. By varying the seed numbers, different far-field time histories can be generated.

*Step 2: Calculate the mean response spectra*

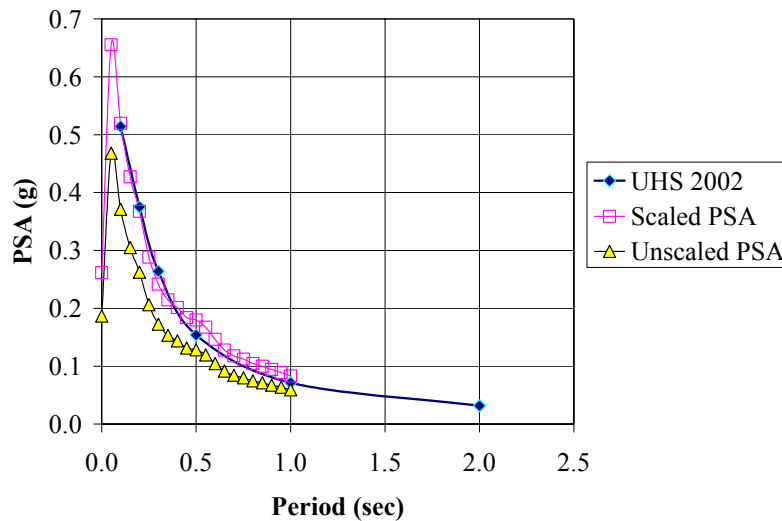
For each group (short or long version), calculate the “mean” acceleration spectrum of all simulated fault-normal components. This mean spectrum is used for the scaling of the simulated time histories.

*Step 3: Scale the simulated time histories*

Similar to the case of near-field ground motions, the scaling factor for the earthquakes in each ensemble can be obtained by minimizing the square root sum square of the errors between the scaled “mean” response spectra and the USGS uniform hazard spectra at periods of 0.1, 0.2, 0.3, 0.5, and 1.0 seconds. The same factors apply for the fault-parallel components.

**4.4 Resulting Simulated Ground Motions**

As an example, the simulation of a 6.2  $M_w$ , 36.3 km scenario for a hazard level of 2% probability of exceedance in 50 years is presented in this section. Figure 4-3 depicts the unscaled and scaled “mean” acceleration spectra compared with the USGS uniform hazard spectrum.



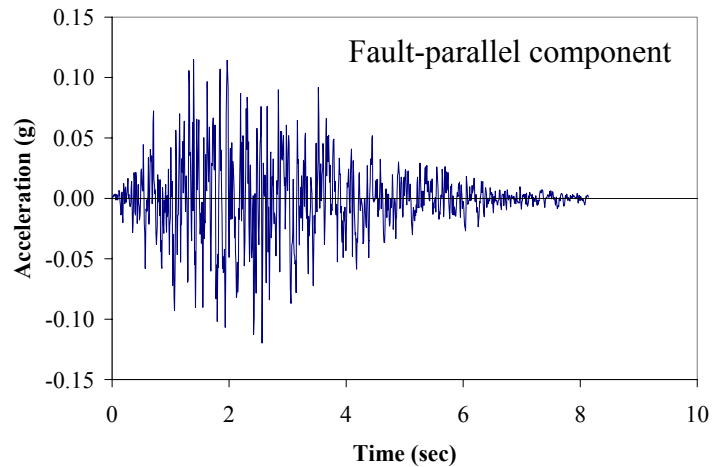
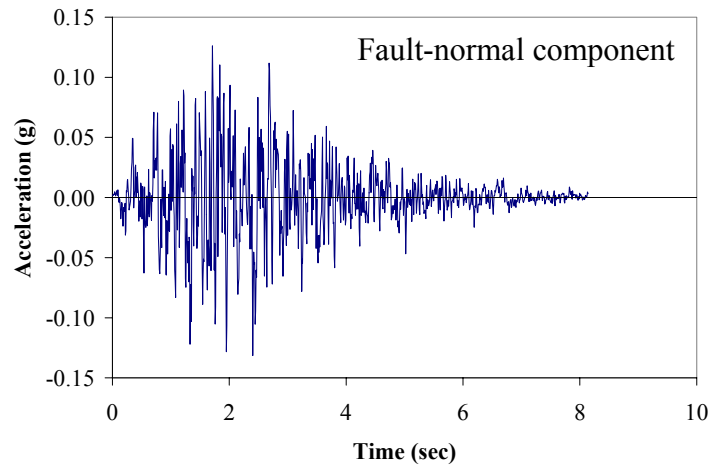
**Figure 4-3 Scaling of Mean Response Spectra: Short Ensemble, 2% Probability of Exceedance in 50 Yrs (6.2  $M_w$ , 36.3 km)**

Table 4-9 summarizes the scaling factors for the simulated ENA earthquakes. Figure 4-4 illustrates both components of the simulated accelerograms. Their corresponding response spectra at 5% damping are shown in Figure 4-5.

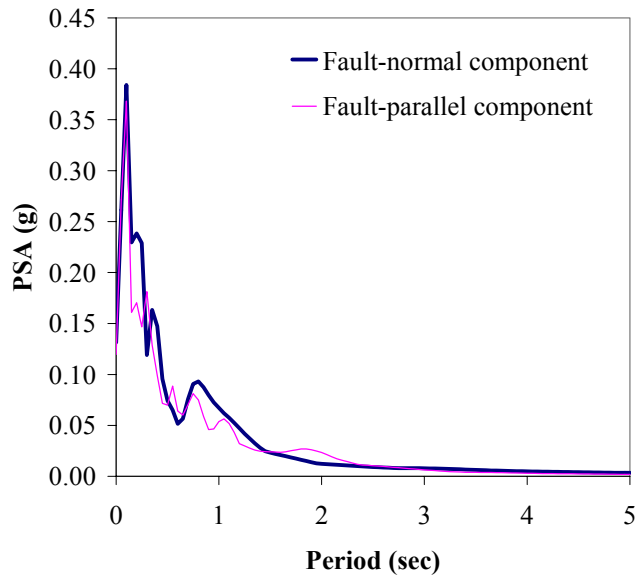


**Table 4-9 Scaling Factors for Simulations of ENA Earthquakes**

<b>Probability of Exceedance in 50 Years</b>	<b>Short Ensemble (50 events/bin)</b>	<b>Long Ensemble (100 events/bin)</b>
2 %	1.40	1.63
5 %	1.45	1.43
10 %	1.01	1.46
20 %	1.55	1.47

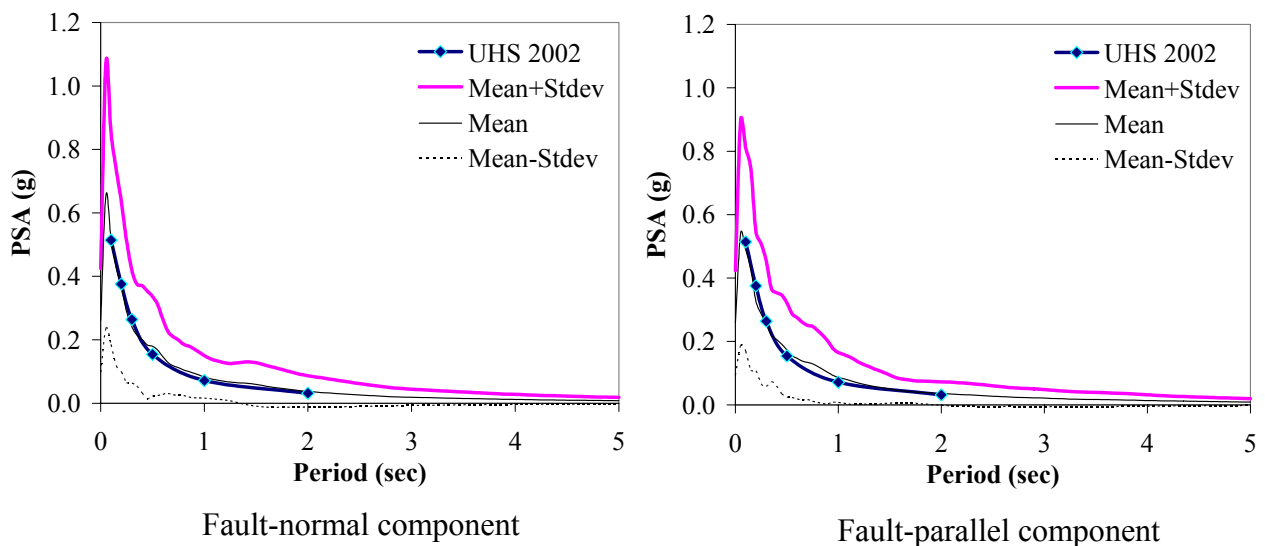


**Figure 4-4 Simulated Accelerograms: 2% Probability of Exceedance in 50 Years (6.2  $M_w$ , 36.3 km)**

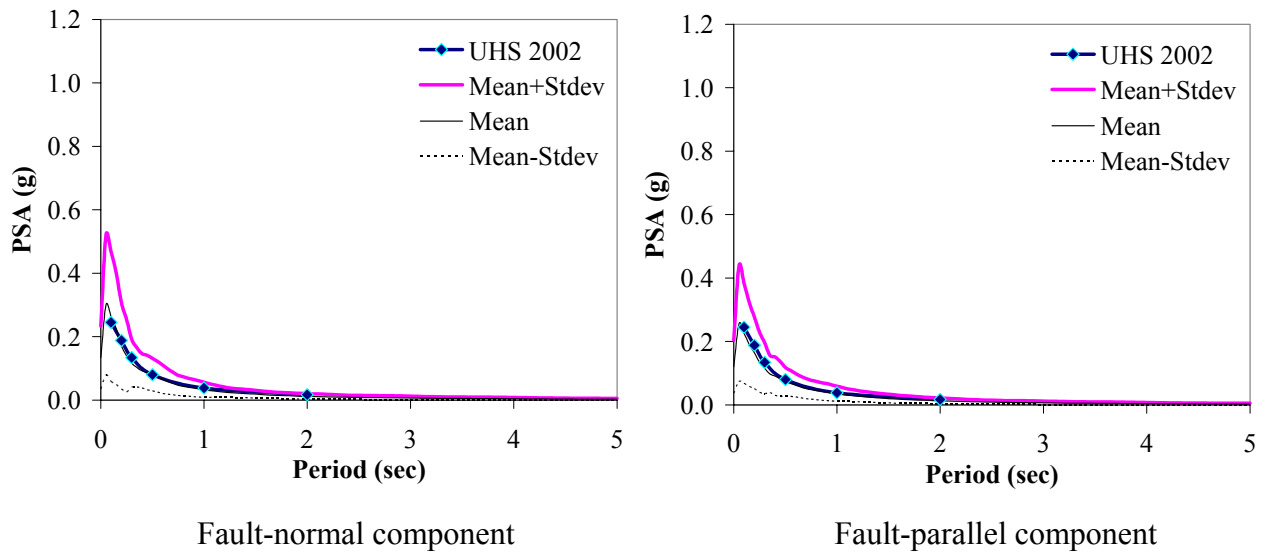


**Figure 4-5 Response Spectra at 5% Damping of Simulated Earthquakes:  
2% Probability of Exceedance in 50 Years (6.2  $M_w$ , 36.3 km)**

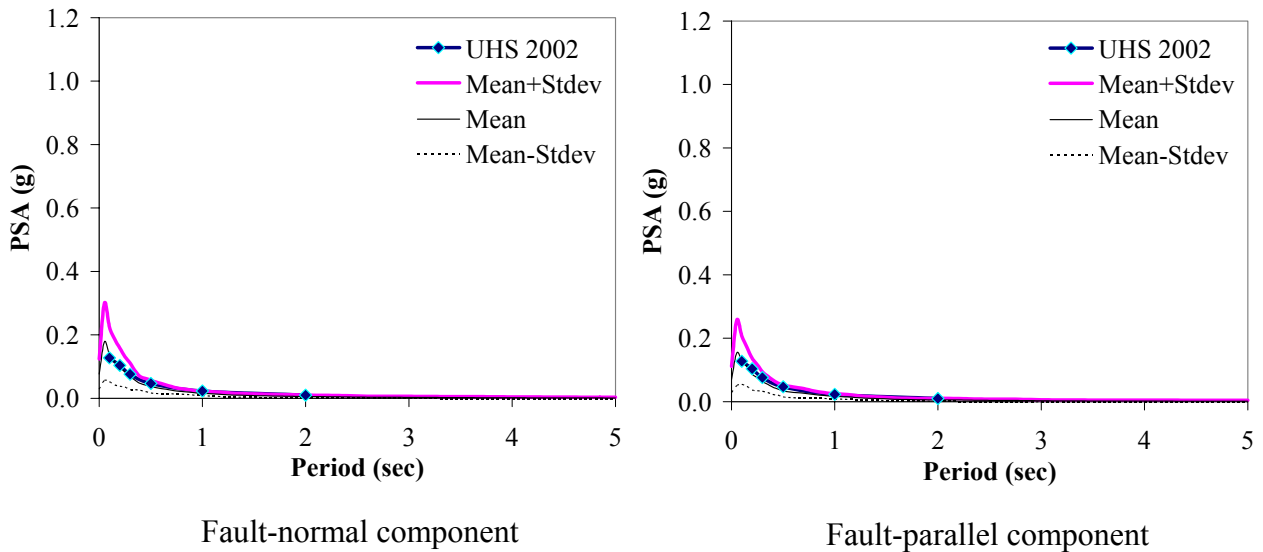
Figures 4-6 to 4-9 compare the statistical response spectra of all simulated ground motions for the short ensemble with the USGS uniform hazard spectrum. Comparisons for the long ensemble are illustrated in Figures 4-10 to 4-13. The time histories and their corresponding response spectra at 5% damping of each individual event are summarized in Appendices B and C, for the short and the long ensembles, respectively.



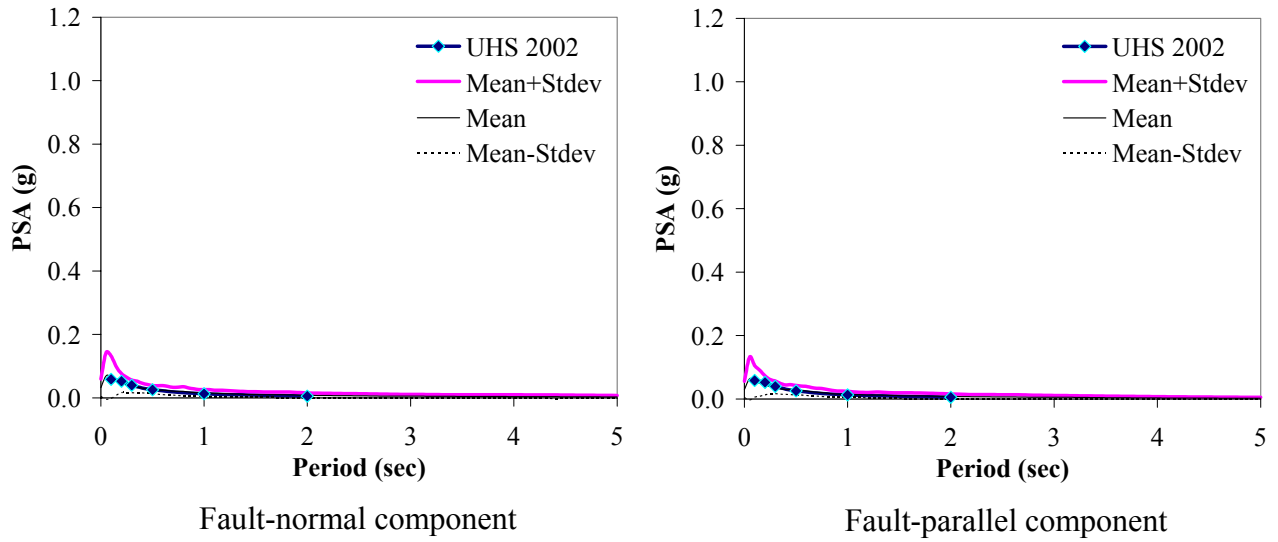
**Figure 4-6 Statistical Response Spectra at 5% Damping: Short Ensemble,  
2% Probability of Exceedance in 50 Years**



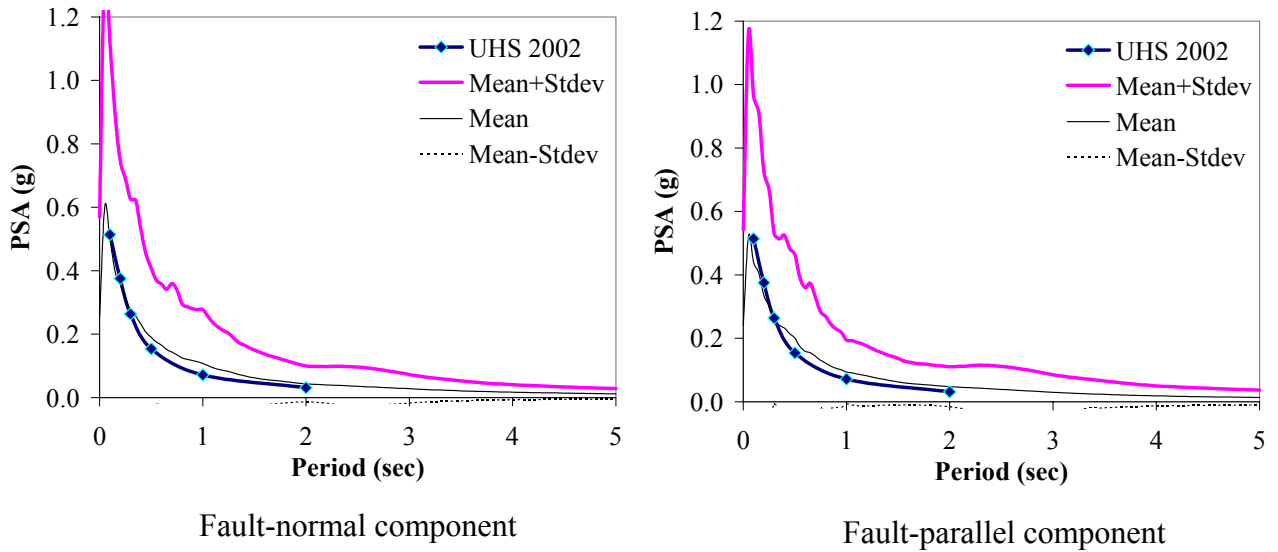
**Figure 4-7 Statistical Response Spectra at 5% Damping: Short Ensemble 5% Probability of Exceedance in 50 Years**



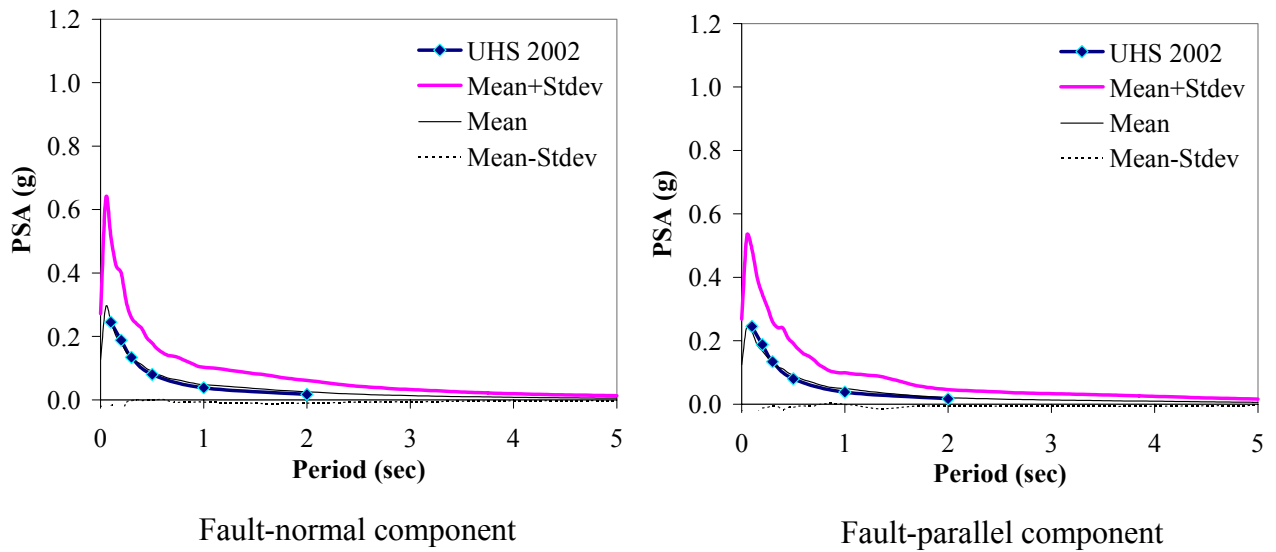
**Figure 4-8 Statistical Response Spectra at 5% Damping: Short Ensemble 10% Probability of Exceedance in 50 Years**



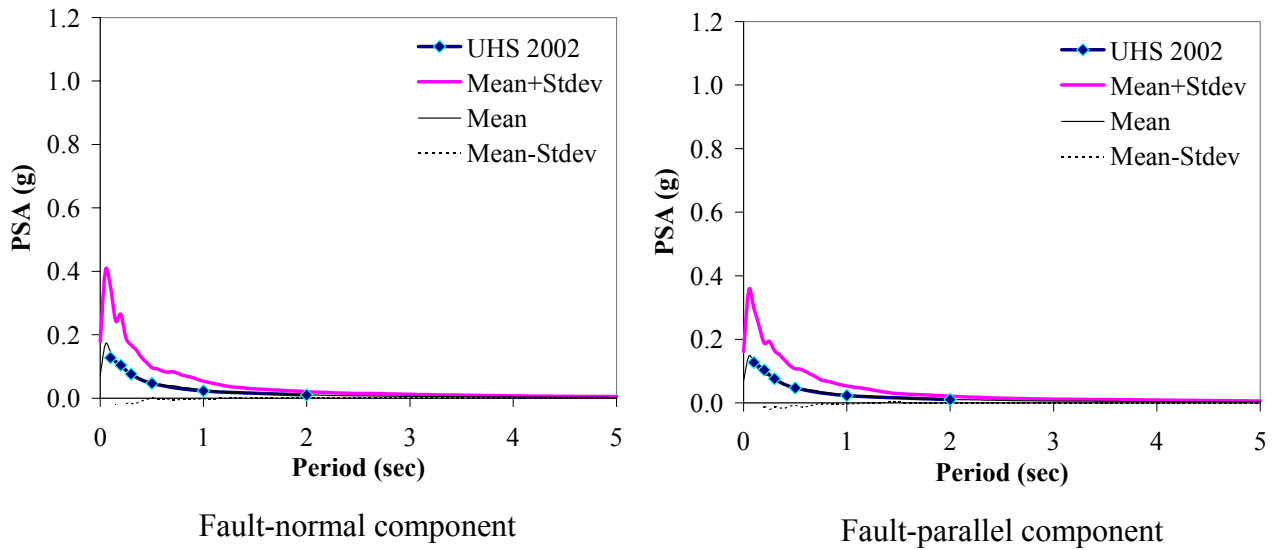
**Figure 4-9 Statistical Response Spectra at 5% Damping: Short Ensemble  
20% Probability of Exceedance in 50 Years**



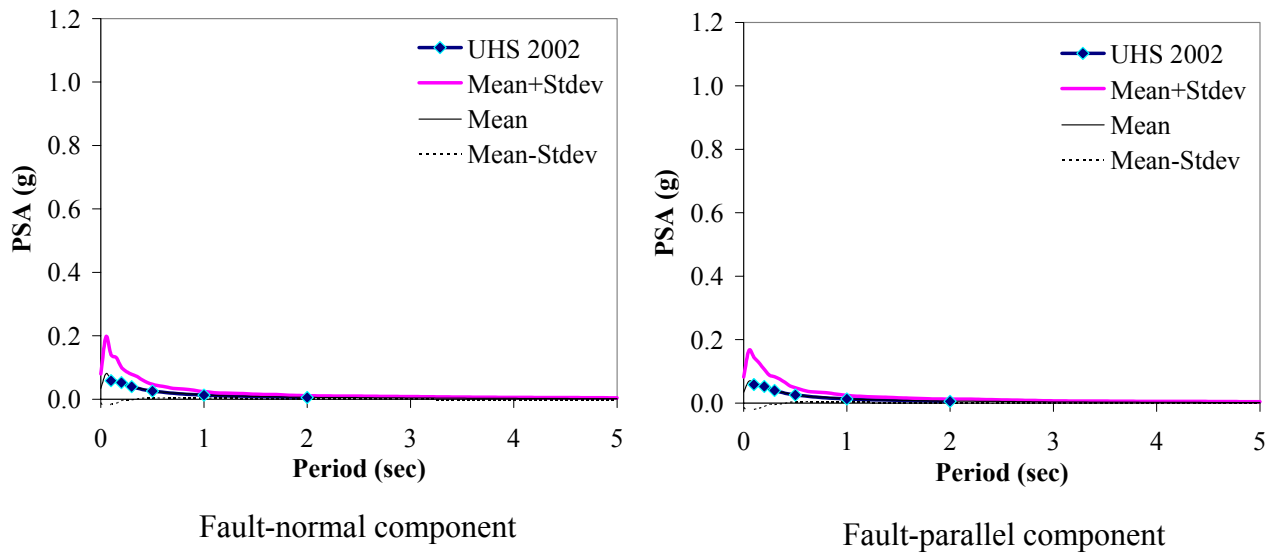
**Figure 4-10 Statistical Response Spectra at 5% Damping: Long Ensemble  
2% Probability of Exceedance in 50 Years**



**Figure 4-11 Statistical Response Spectra at 5% Damping: Long Ensemble  
5% Probability of Exceedance in 50 Years**



**Figure 4-12 Statistical Response Spectra at 5% Damping: Long Ensemble  
10% Probability of Exceedance in 50 Years**



**Figure 4-13 Statistical Response Spectra at 5% Damping: Long Ensemble  
20% Probability of Exceedance in 50 Years**

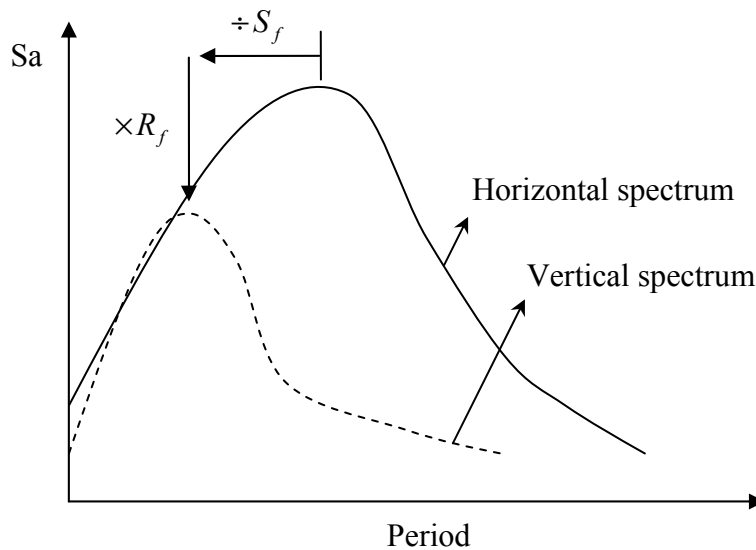
## SECTION 5 SIMULATION OF VERTICAL GROUND MOTIONS

This section presents the procedure adopted for simulation of the vertical ground motions from the corresponding horizontal ground motions generated in Sections 3 and 4.

### 5.1 Generation of Vertical Acceleration Response Spectra

To simulate a vertical ground motion from its corresponding horizontal component, a vertical acceleration spectrum is needed. This study uses the shifting and reducing technique proposed by Bozorgnia *et al.* (1995, 1996) and recently calibrated by Christopoulos *et al.* (2003), to empirically estimate the vertical response spectrum from its corresponding horizontal acceleration spectrum. The method recognizes the differences in frequency content and amplitude between the horizontal and vertical response spectra. Some details of this method are briefly discussed herein.

Generally, as compared to the horizontal spectra, the peaks of the vertical spectra are usually shifted toward the higher frequency end and they are typically lower than the peaks of those corresponding horizontal spectra. Hence, the vertical spectra can be obtained from the horizontal ones by shifting the horizontal spectra toward the short period range, then reducing their amplitudes. The shifting factor ( $S_f$ ) is defined as the period axis divider, and the reduction factor ( $R_f$ ) is defined as the amplitude multiplier. Figure 5-1 illustrates the concept of the shifted and reduced spectra.



**Figure 5-1 The Concept of The Shifted and Reduced Spectra**

Christopoulos *et al.* (2003) calibrated shifting and reduction factors by compiling the statistics of an ensemble of 35 historical earthquake records obtained from rock and stiff soils. Earthquakes were divided into two groups according to their source-site distances, with each group having

different factors. The first group has a source-to-site distance of 30 km or less, and another group has a distance larger than 30 km. Table 5-1 summarizes the resulting shifting and reduction factors obtained for each group of earthquakes.

**Table 5-1 Summary of  $S_f$  and  $R_f$**

Source-Site Distance	$S_f$	$R_f$
$\leq 30$ km	1.55	0.80
$> 30$ km	1.60	0.55

Christopoulos *et al.* (2003) defined the correlation factor ( $\theta$ ) as the cosine of the angle between the horizontal and vertical accelerograms:

$$\theta = \frac{\vec{H} \cdot \vec{V}}{|\vec{H}| \cdot |\vec{V}|} \quad (5-1)$$

where:

$\vec{H}, \vec{V}$  = the horizontal and vertical accelerograms expressed as (1 x  $n$ ) vectors,  $n$  is the number of time steps in the accelerograms.

The correlation factor value of 1 indicates that the two accelerograms are not statistically independent, while a value of zero specifies completely uncorrelated components. Table 5-2 presents the average correlation factors obtained from the statistical observation of the earthquakes in the study by Christopoulos *et al.* (2003).

**Table 5-2 Average Correlation Factors**

Source-Site Distance	Correlation Factor
$\leq 30$ km	0.25
$> 30$ km	0.12

These correlation factors are applied to correlate the simulated vertical accelerations with their corresponding horizontal ground motions, which is discussed in the following section.

## 5.2 Simulation Procedure

Once the vertical response spectra are calculated, the computer program RSCTH (Response Spectrum Compatible Time Histories) developed by the Engineering Seismology Laboratory (ESL) at the University at Buffalo is used to generate the spectrum compatible ground motions, which is available for download from the web site at <http://civil.eng.buffalo.edu/EngSeisLab/products.htm>. The code implements the method described by Deodatis (1996), which utilizes an iterative scheme to generate seismic ground motion time histories with prescribed response spectra. More details can be found in the original document. The procedure for simulating the vertical ground motion is summarized below:



*Step 1: Generate the vertical acceleration response spectrum*

For each event, a spectrum of a scaled fault-normal horizontal acceleration is selected to generate a vertical response spectrum using the method outlined in the previous section. Note that, for the west coast ground motions, pulses are excluded by using a spectrum of a scaled high-frequency component (refer to Step 6 in Section 3.4).

*Step 2: Generate the vertical acceleration-time history*

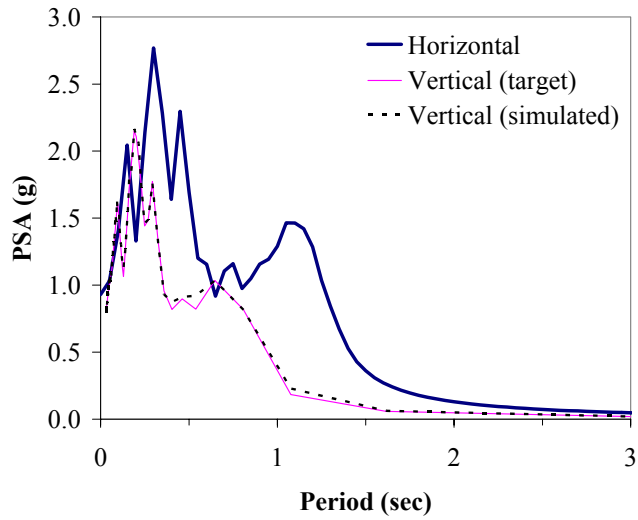
With the prescribed spectra obtained, the vertical time histories can be generated by using the RSCTH code. Note that the durations of the simulated vertical accelerograms are assumed to be equal to their corresponding horizontal ground motions.

*Step 3: Correlate the vertical and horizontal accelerations*

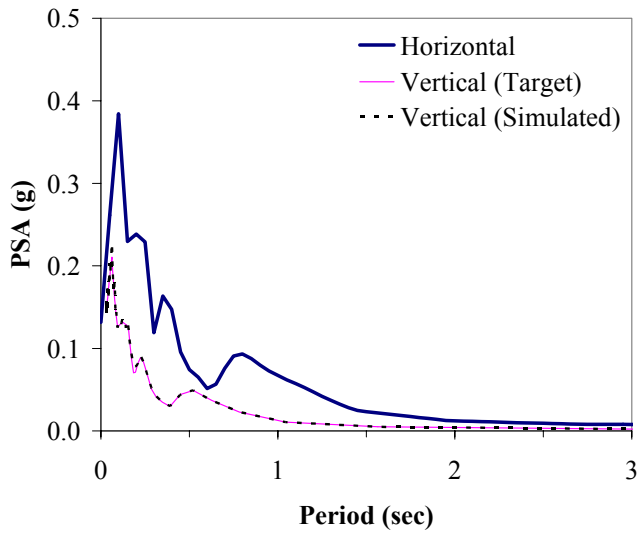
Calculate the initial correlation factor using Equation (5-1) and compare it with the average value given in Table 5-2 for the corresponding group of earthquakes. If the calculated value is different from the average value more than 30%, the simulated vertical acceleration time history is shifted in time by swapping data at the initial and the end of the record and the correlation factor is recalculated. A swapping process then iterates until the discrepancy between the calculated and the average correlation factor lies within an acceptable value.

### **5.3 Resulting Simulated Ground Motions**

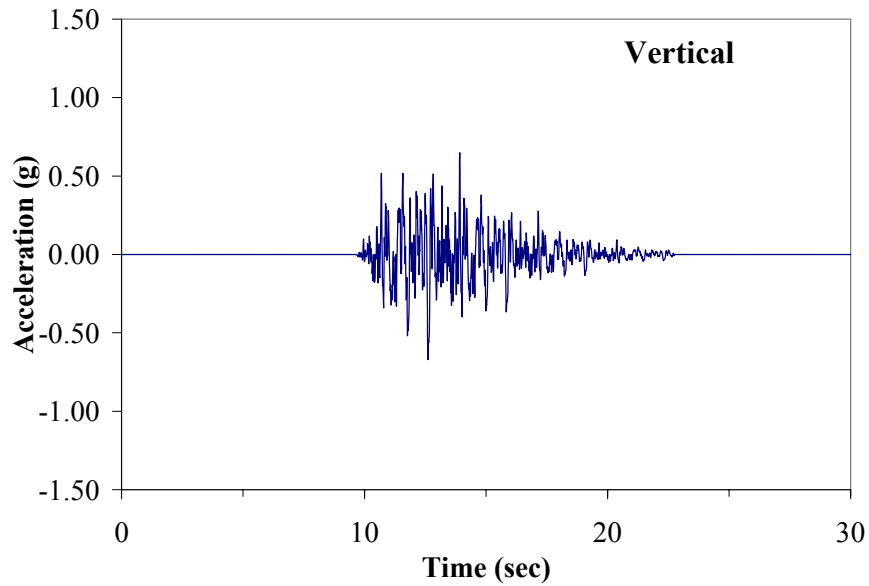
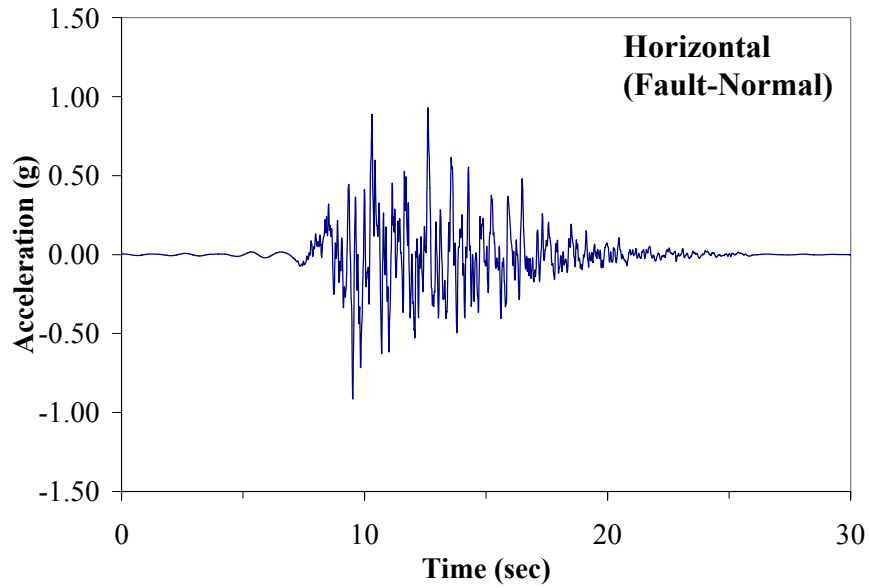
This section presents, as an example, the resulting simulated vertical accelerograms of the Northridge and the New York (short ensembles) earthquakes with 2% probability of exceedance in 50 years, for each Scenario No. 1, Event No. 1. Figure 5-2 depicts the horizontal response spectrum of the fault-normal component compared with the target and the simulated vertical spectra for the site in Northridge. Comparison for the New York site is shown in Figure 5-3. Figure 5-4 illustrates the simulated horizontal ground motion (fault-normal component) and its corresponding simulated vertical accelerogram for the Northridge earthquake. The results for the New York ground motion are presented in Figure 5-5. All time histories and response spectra of the simulated vertical ground motions for the Northridge and the New York sites are summarized in Appendices B and C, respectively.



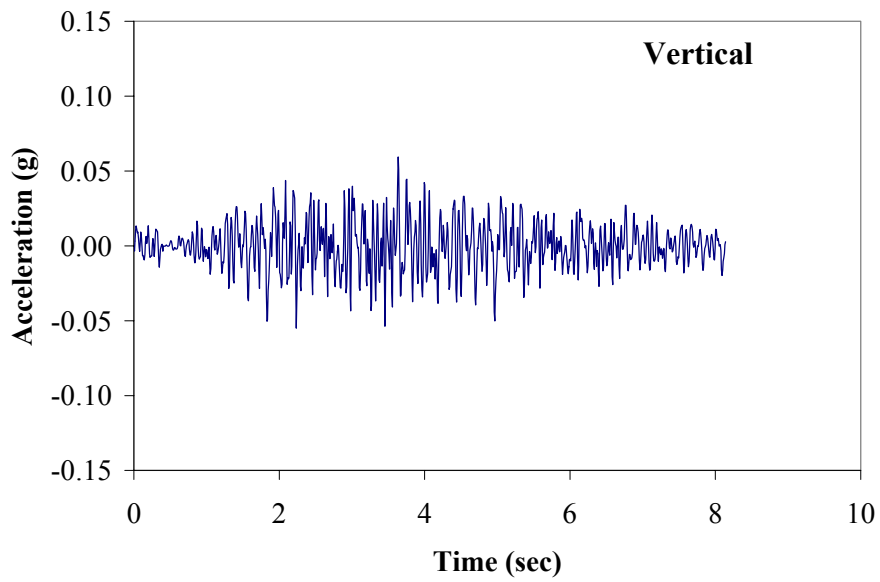
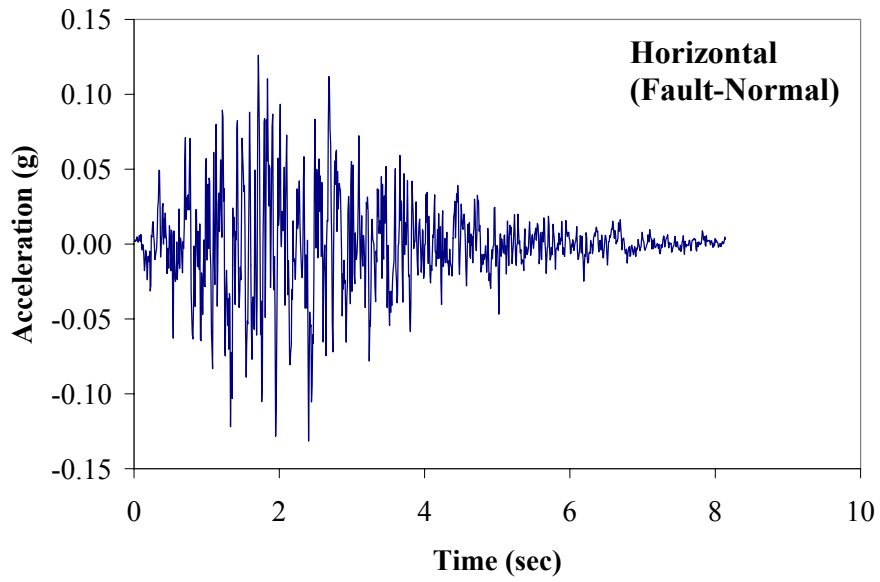
**Figure 5-2 Comparison of Response Spectra (5% Damping)  
Northridge, 2% Probability of Exceedance (6.6  $M_w$ , 7.5 km)**



**Figure 5-3 Comparison of Response Spectra (5% Damping)  
NY (Short Ensemble), 2% Probability of Exceedance (6.2  $M_w$ , 36.3 km)**



**Figure 5-4 The Simulated Horizontal and Vertical Accelerations Northridge, 2% Probability of Exceedance (6.6  $M_w$ , 7.5 km)**



**Figure 5-5 The Simulated Horizontal and Vertical Accelerations NY (Short Version), 2% Probability of Exceedance (6.2  $M_w$ , 36.3 km)**

## **SECTION 6 CONCLUSIONS**

This study provides ensembles of simulated ground motions representative from scenario earthquake events for hypothetical hospital sites on the west coast and east coast of the United States, respectively. These simulated earthquakes can be utilized in the MCEER Hospital Project research project (Thrust Area 2) for the development of analytical and experimental fragility curves of nonstructural components contained in acute care facilities. The standardized accelerograms generated have four different hazard levels: 2%, 5%, 10% and 20% probabilities of exceedance in 50 years.

The simulation method used in this study is based on a stochastic modeling approach for which strong motion acceleration is modeled as an amplitude-modulated stochastic process, with the spectral content as given by the seismological models corresponding to the calibrated Specific Barrier Model (SBM). The SBM is based on the concept that a strong ground motion is the result of a cumulative contribution of localized cracks distributed on the fault plane, which rupture randomly and independently. Furthermore, “near-fault” velocity pulses were synthesized and combined with the aggregate ground motions resulting from the sub-event simulations. All simulated ground motions are scaled to match the USGS uniform hazard spectrum for a corresponding hazard level.

The shifted and reduced spectra method is utilized to generate the vertical acceleration spectra which are required for simulating the vertical ground motions. With the specified correlation factors, the simulated vertical accelerograms are correlated with their corresponding fault-normal horizontal ground motions by swapping of the data (time shift) in each vertical time history.

A fault configuration similar to the Santa Susana fault in Northridge, California was selected as the prototype configuration for simulating the US west coast accelerations. Pulse motions are included to account for the impulsive nature of the near-fault ground motions; however, they are excluded in the simulation of the corresponding vertical components. For each hazard level, 25 fault-normal and 25 fault-parallel horizontal accelerations with 25 corresponding vertical accelerograms are generated.

For the US east coast, two ensembles of earthquakes are simulated, i.e., a short ensemble which contains 50 earthquakes for each hazard level (50 fault-normal and 50 fault-parallel horizontal accelerations and 50 vertical ground motions) and a long ensemble which contains 100 simulated accelerograms in each ensemble. The short ensemble could be used for experimental programs, while the long ensemble is more appropriate for analytical studies.



## SECTION 7 REFERENCES

- Aki, K. and Papageorgiou, A.S., (1988), "Separation of Source and Site Effects in Acceleration Power Spectra of Major California Earthquakes", Proc. 9<sup>th</sup> World Conf. on Earthq. Engrg., Vol. VIII, SB-8, August 2-9, Tokyo-Kyoto, Japan, 163-167.
- Aref, A., Bruneau, M., Constantinou, M., Filiatrault, A., Lee, G.C., Reinhorn, A.M. and Whittaker, A.S., (2004), "Seismic Response Modification of Structural and Nonstructural Systems and Components in Acute Care Facilities," Research Progress and Accomplishments: 2003-2004, MCEER-04-SP01, Multidisciplinary Center for Earthquake Engineering Research, University at Buffalo.
- Boore, D.M., (1983), "Stochastic Simulation of High-Frequency Ground Motions Based on Seismological Models of the Radiated Spectra", Bull. Seism. Soc. Am., 73, 1865-1894.
- Boore, D.M., (2003), "Simulation of Ground Motion using the Stochastic Method", Pure Appl. Geophys., 160, 635-676.
- Boore, D.M. and Joyner, W.B., (1997), "Site Amplifications for Generic Rock Sites", Bull. Seism. Soc. Am., 87, 327-341.
- Bozorgnia, Y., Niazi, M., and Campbell, K.W., (1995), "Characteristics of Free-Field Vertical Ground Motion During the Northridge Earthquake", Earthquake Spectra, 11(4), 515-525.
- Bozorgnia, Y., Niazi, M., and Campbell, K.W., (1996), "Relationship between Vertical and Horizontal Response Spectra for the Northridge Earthquake", Proc. 11<sup>th</sup> World Conf. on Earthq. Engrg., Mexico, Paper No. 893.
- Brune, J.N., (1970), "Tectonic Stress and the Spectra of Seismic Shear Waves from Earthquakes", J. Geophys. Res., 75, 4997-5009.
- Brune, J.N., (1971), Correction, J. Geophys. Res., 76, 5002.
- Christopoulos, C., Leger, P., and Filiatrault, A., (2003), "Sliding Response of Gravity Dams including Vertical Seismic Acceleration", Earthq. Engrg. and Engrg. Vibration, 2, 189-200.
- Clough, R.W. and Penzien, J., (1993), "Dynamics of Structures", 2<sup>nd</sup> edition, McGraw-Hill Inc., 648 pp.
- Deodatis, G., (1996), "Non-Stationary Stochastic Vector Processes: Seismic Ground Motion Applications", Prob. Engrg. Mech., 11, 149-167.
- Halldorsson, B., (2004), "Calibration of the Specific Barrier Model to Earthquakes of Different Tectonic Regions and the Synthesis of Strong Ground Motions for Earthquake Engineering Applications", Ph.D. Dissertation, the State University of New York at Buffalo, Buffalo, NY.

Halldorsson, B., Dong, G., and Papageorgiou, A.S., (2002), "Earthquake Motion Input and Its Dissemination via the Internet", *Earthq. Engrg. and Engrg. Vibration*, 1, 20-26.

Halldorsson, B. and Papageorgiou, A.S., (2005), "Calibration of the Specific Barrier Model to Earthquakes of Different Tectonic Regions", submitted to *Bull. Seism. Soc. Am.* for publication.

Hanks, T. (1979), " $b$  Values and  $\omega^{-\gamma}$  Seismic Source Models: Implication for tectonic stress variations along active crustal fault zones and the estimation of high-frequency strong ground motion", *J. Geophys. Res.*, 84, 2235-2242.

Hanks, T. and Kanamori, (1979), "A Moment Magnitude Scale", *J. Geophys. Res.*, 84, 2348-2350.

Hanks, T.C. and McGuire, R.K., (1981), "The Character of High-Frequency Strong Ground Motion", *Bull. Seism. Soc. Am.*, 71, 2071-2095.

Joyner, W.B. and Boore, D.M., (1986), "ON Simulating Large Earthquakes by Green's Function Addition of Smaller Earthquakes", *Earthquake Source Mechanics, Maurice Ewing Series, Vol. 6, Am. Geophys. Union.*

Mavroeidis, G. and Papageorgiou, A.S., (2003), "A Mathematical Representation of Near-Fault Ground Motions", *Bull. Seism. Soc. Am.*, 93, 1099-1131.

Papageorgiou, A.S., (1988), "On Two Characteristic Frequencies of Acceleration Spectra: Patch Corner Frequency and  $f_{\max}$ ", *Bull. Seism. Soc. Am.*, 78, 509-529.

Papageorgiou, A.S., (2003), "The Barrier Model and Strong Ground Motion", *Pure Appl. Geophys.*, 160, 603-634.

Papageorgiou, A.S. and Aki, K., (1983a), "A Specific Barrier Model for the Quantitative Description of Inhomogeneous Faulting and the Prediction of Strong Ground Motion, Part I: Description of the Model", *Bull. Seism. Soc. Am.*, 73, 693-722.

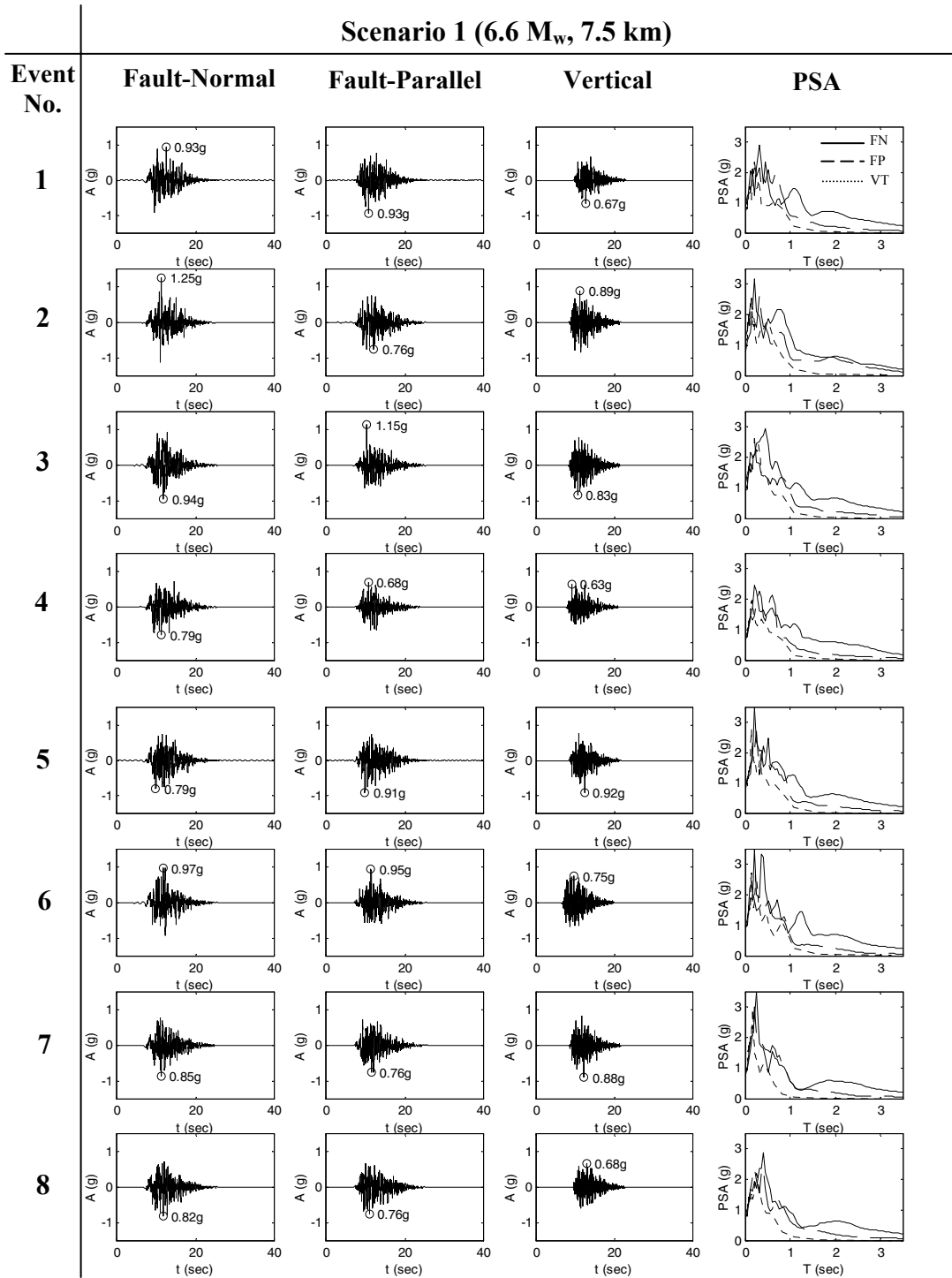
Papageorgiou, A.S. and Aki, K., (1983b), "A Specific Barrier Model for the Quantitative Description of Inhomogeneous Faulting and the Prediction of Strong Ground Motion, Part II: Applications of the Model", *Bull. Seism. Soc. Am.*, 73, 953-978.

Papageorgiou, A.S. and Aki, K., (1985), "Scaling Law of Far-Field Spectra Based on Observed Parameters of the Specific Barrier Model", *Pure Appl. Geophys.*, 123, 354-374.

Shinozuka, M. and Deodatis, G., (1988), "Stochastic Process models for Earthquake Ground Motion", *Prob. Eng. Mech.* 3, 114-123.



**APPENDIX A**  
**WEST-COAST ACCELEROGRAMS AND RESPONSE SPECTRA**



**Figure A-1 Northridge : 2% Probability of Exceedance in 50 Years**

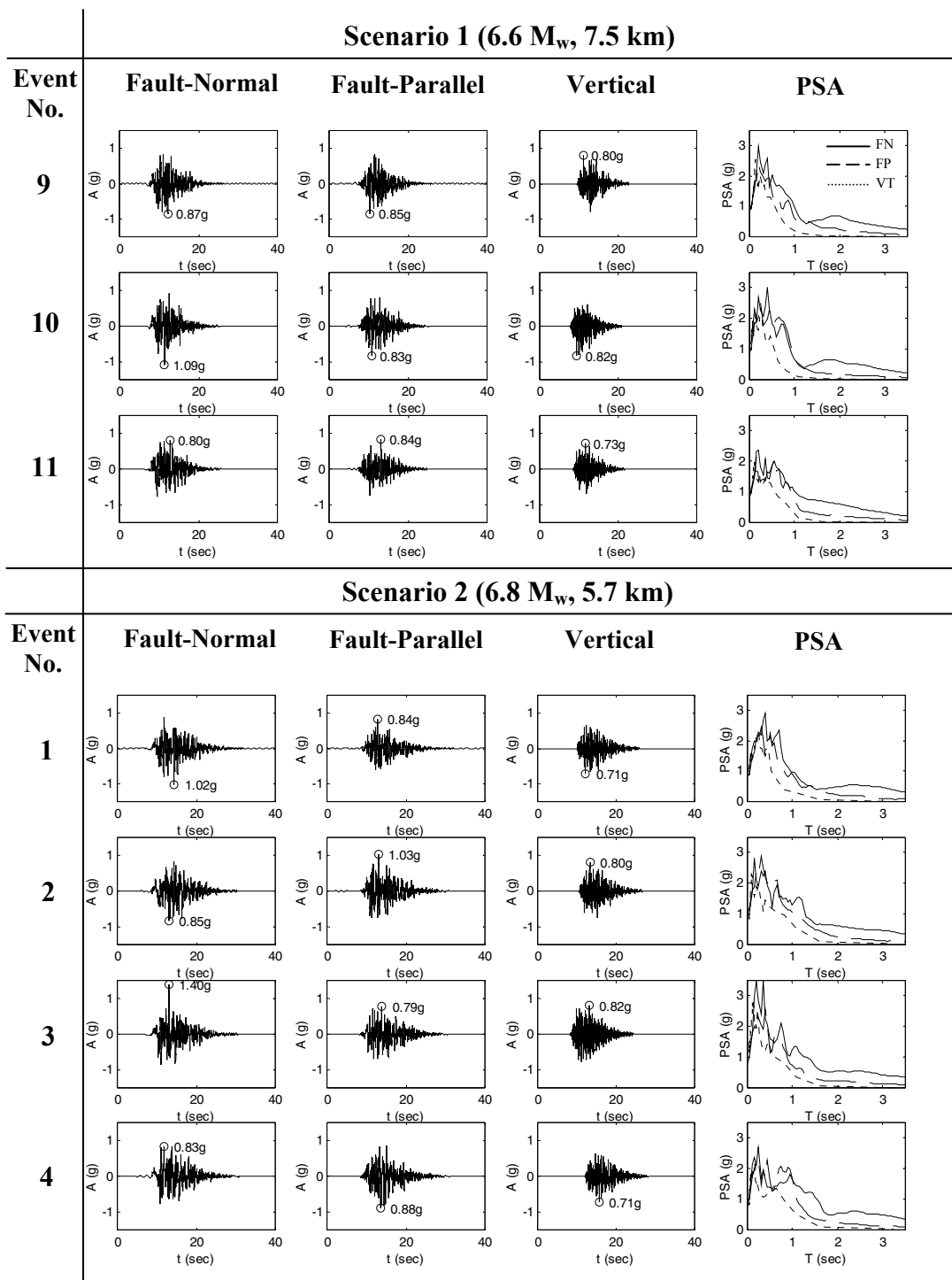
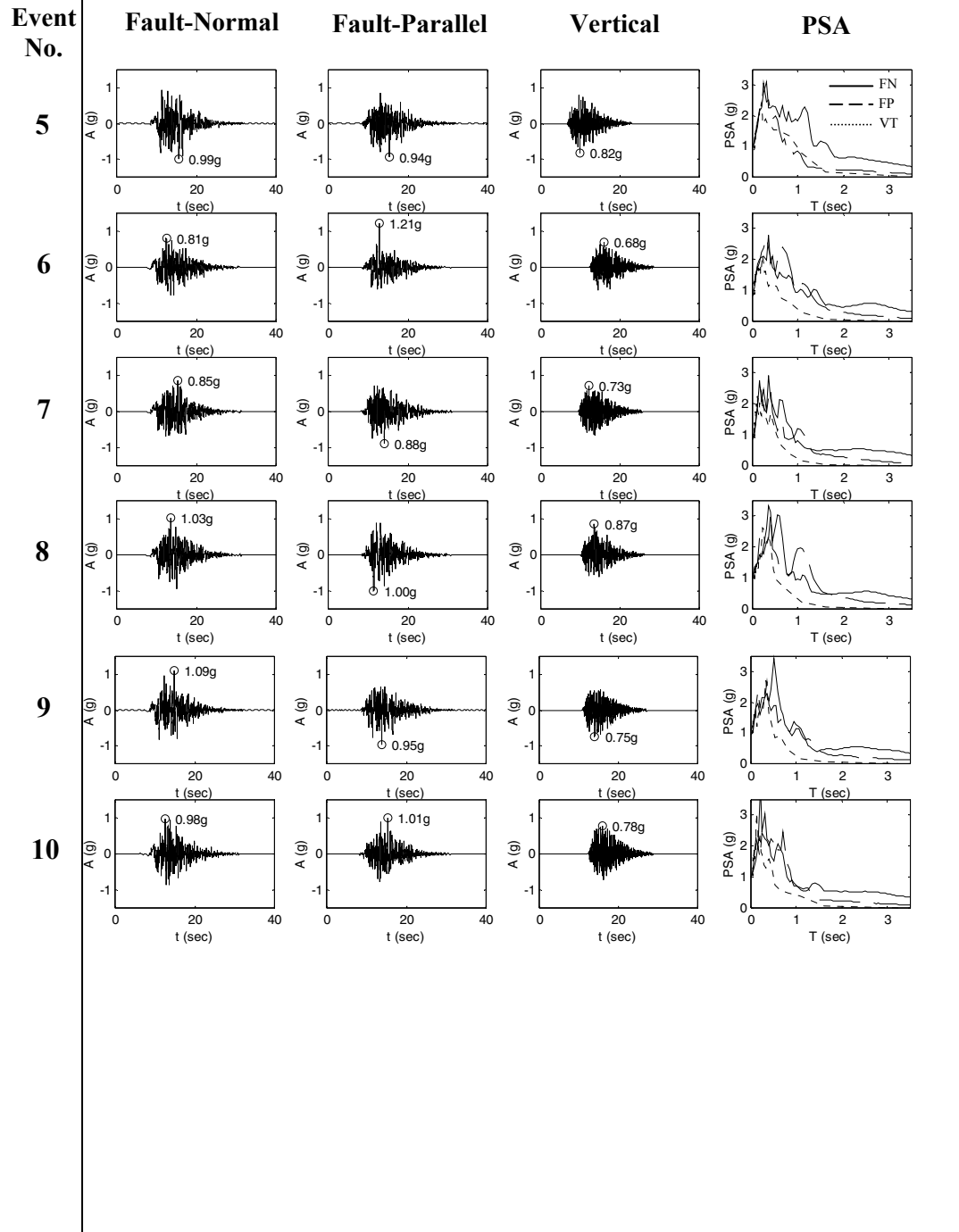


Figure A-1 Northridge : 2% Probability of Exceedance in 50 Years  
(Cont'd)

**Scenario 2 (6.8 M<sub>w</sub>, 5.7 km)**



**Figure A-1 Northridge : 2% Probability of Exceedance in 50 Years  
(Cont'd)**

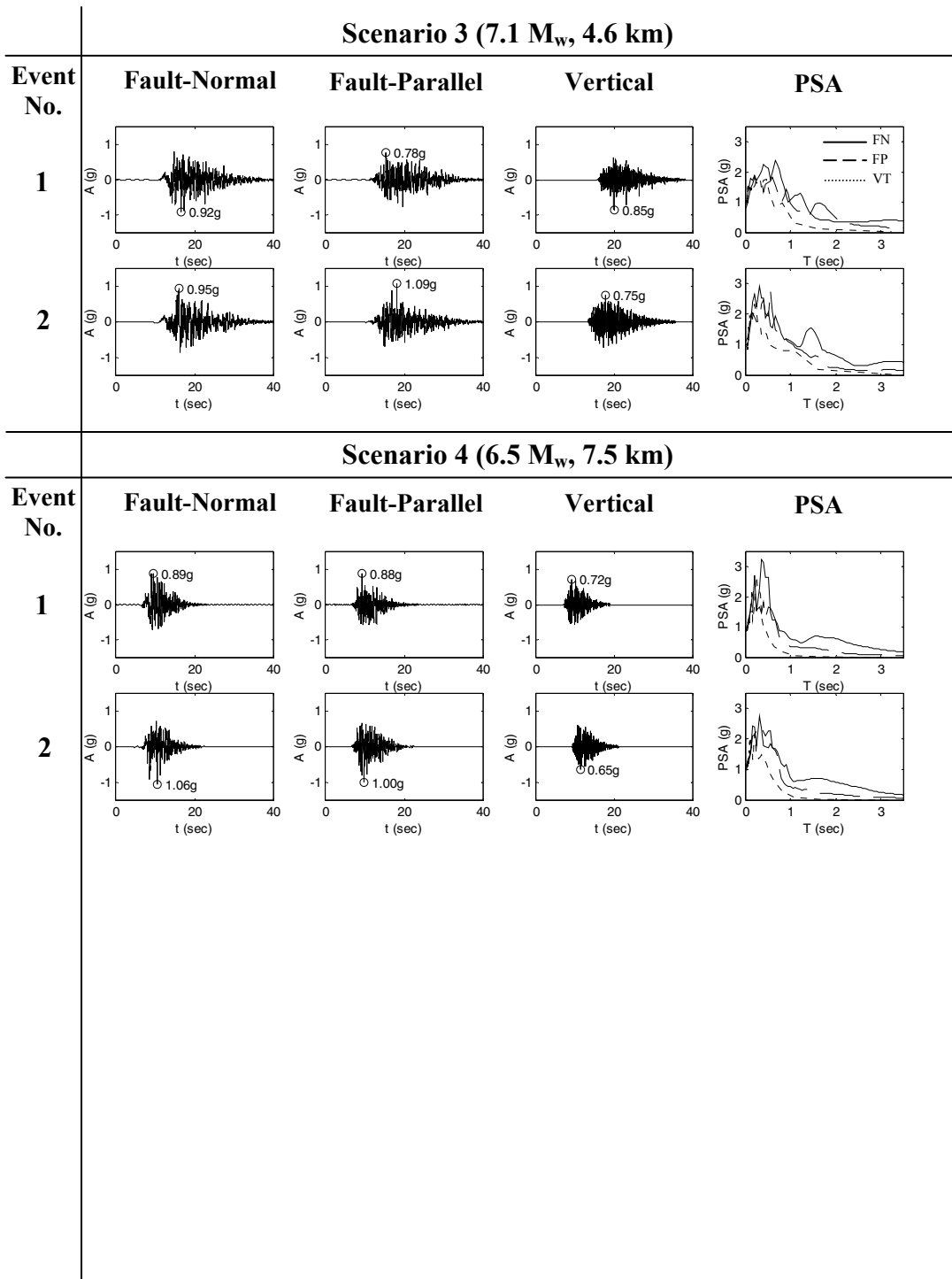
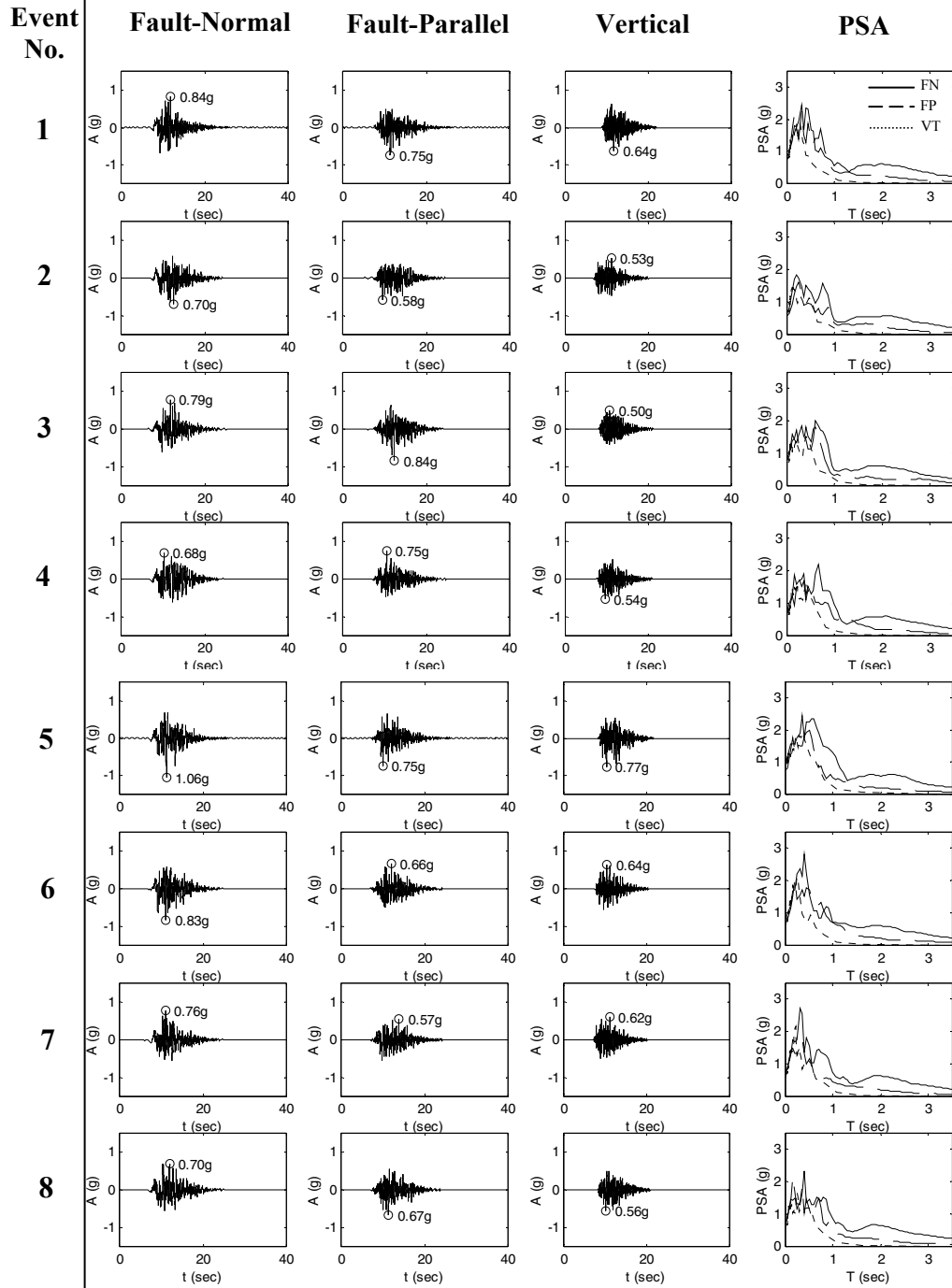
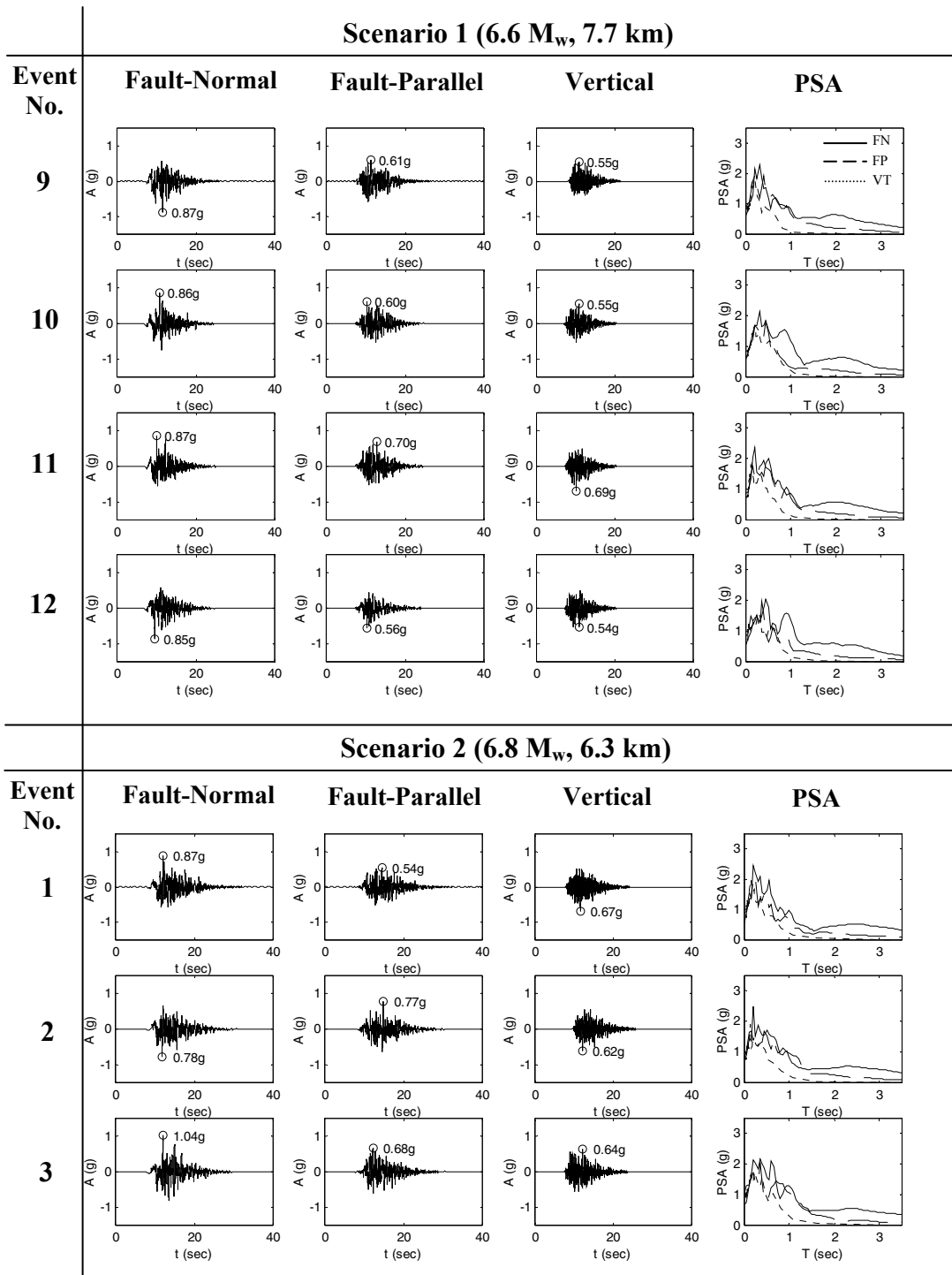


Figure A-1 Northridge : 2% Probability of Exceedance in 50 Years  
(Cont'd)

**Scenario 1 (6.6 M<sub>w</sub>, 7.7 km)**

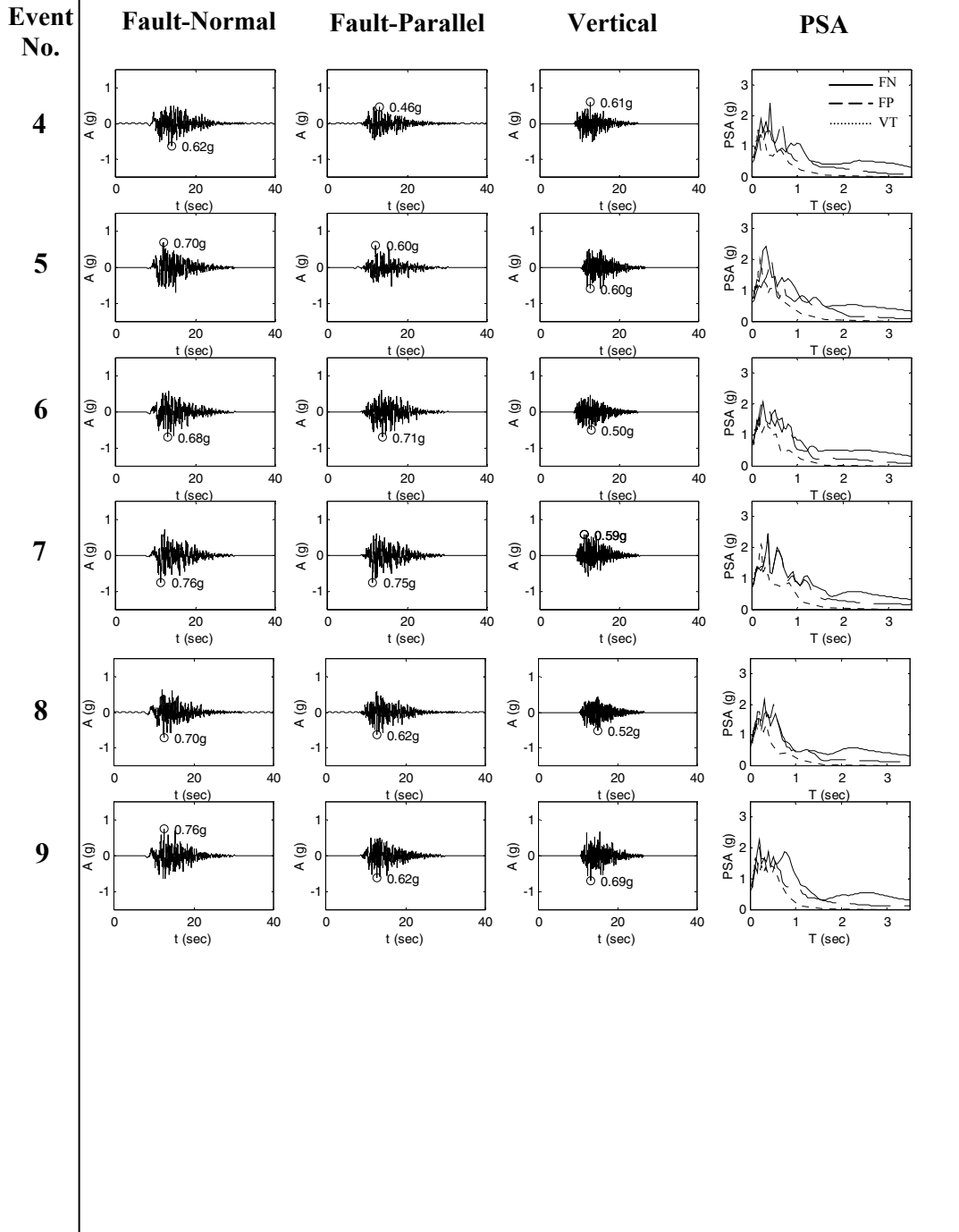


**Figure A-2 Northridge : 5% Probability of Exceedance in 50 Years**

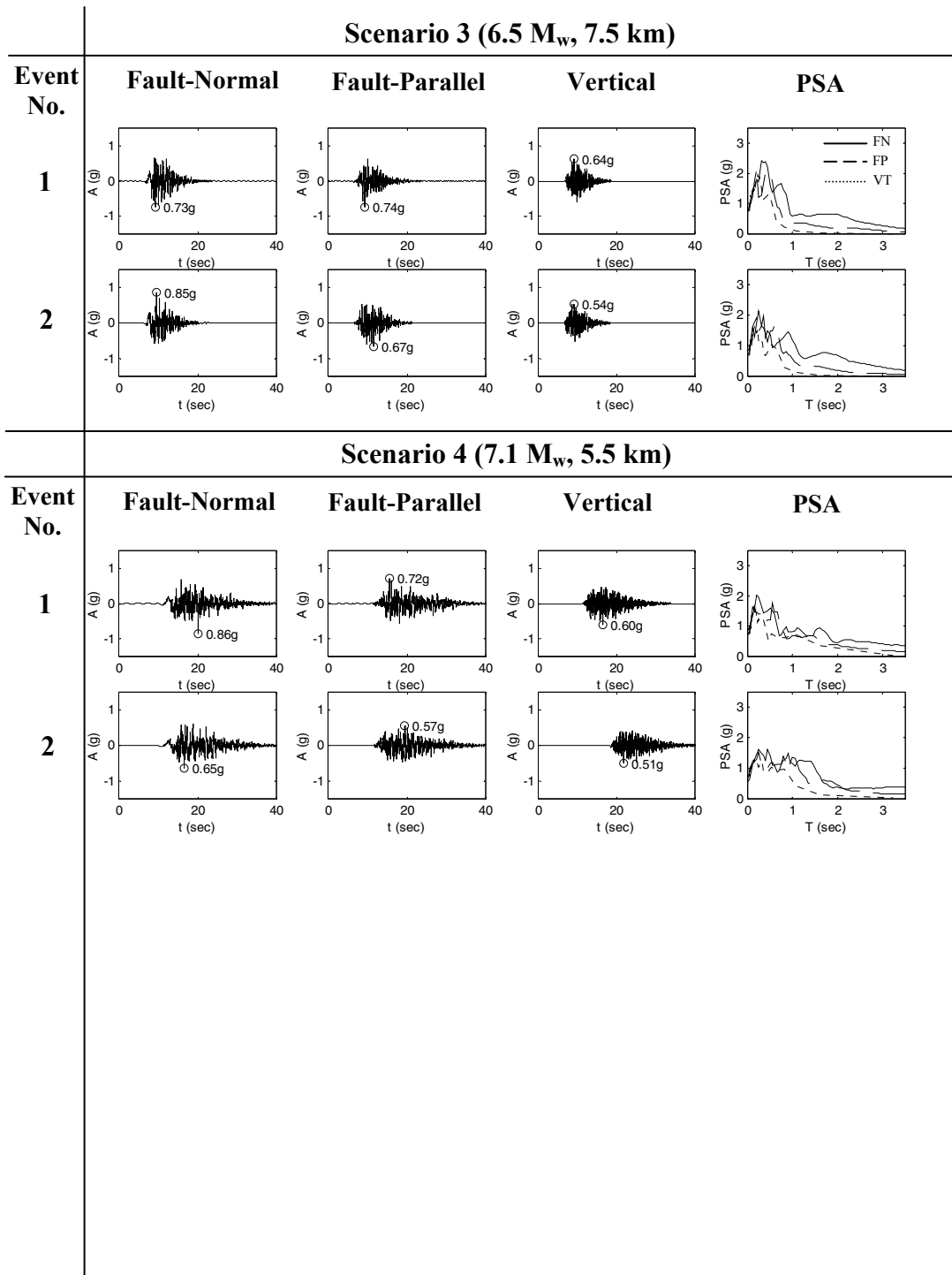


**Figure A-2 Northridge : 5% Probability of Exceedance in 50 Years  
(Cont'd)**

**Scenario 2 (6.8 M<sub>w</sub>, 6.3 km)**



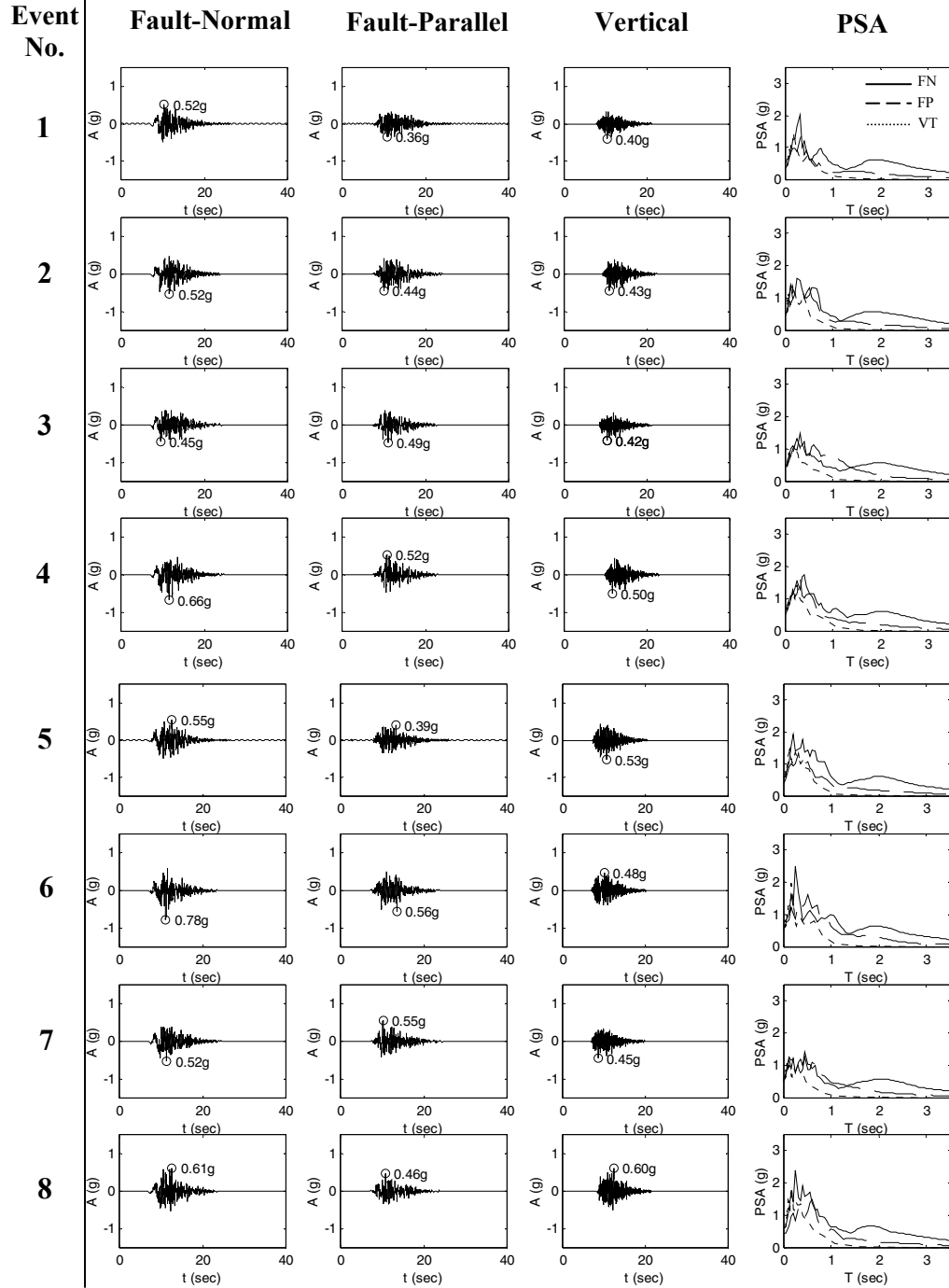
**Figure A-2 Northridge : 5% Probability of Exceedance in 50 Years  
(Cont'd)**



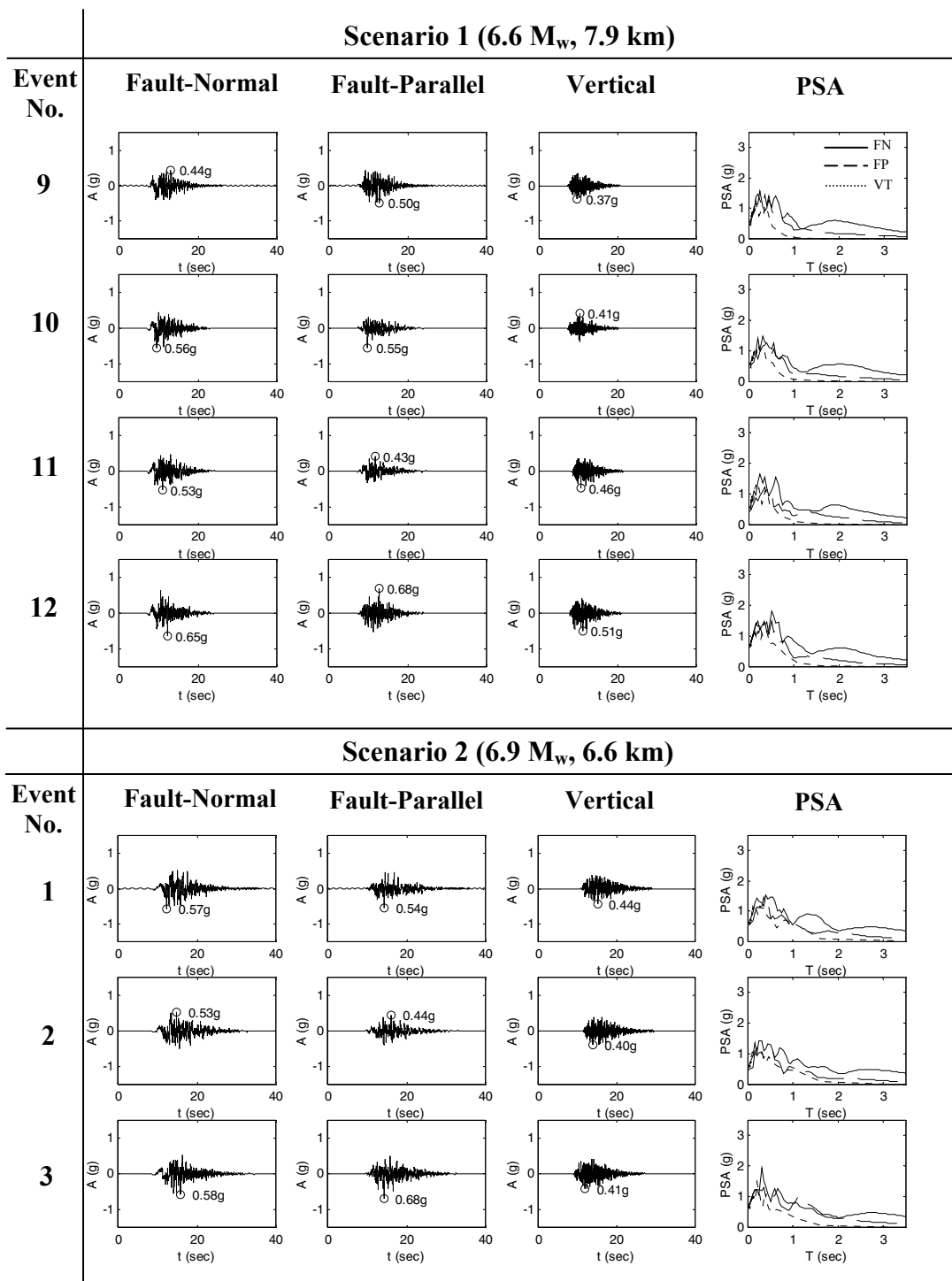
**Figure A-2 Northridge : 5% Probability of Exceedance in 50 Years  
(Cont'd)**



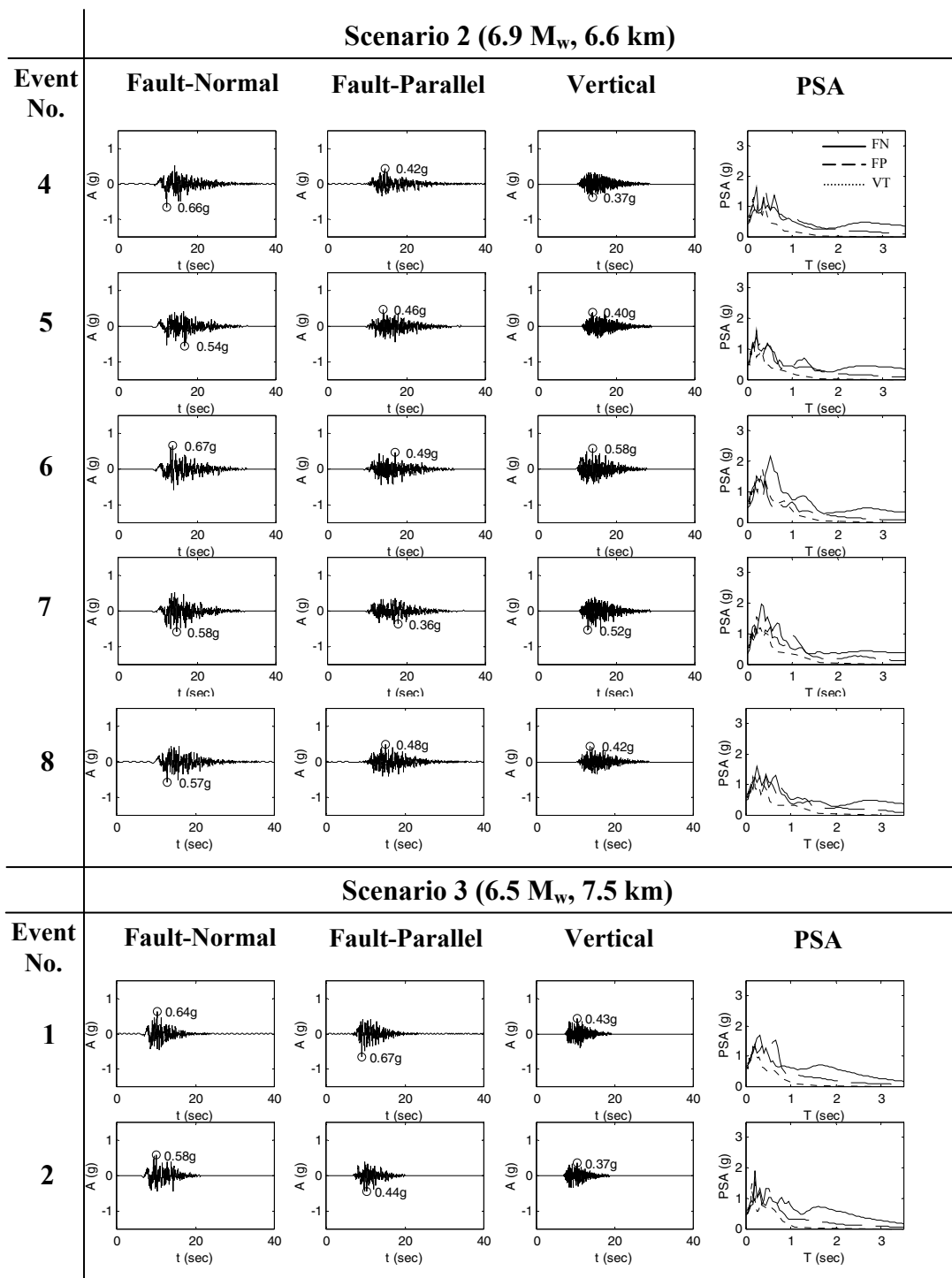
**Scenario 1 (6.6 M<sub>w</sub>, 7.9 km)**



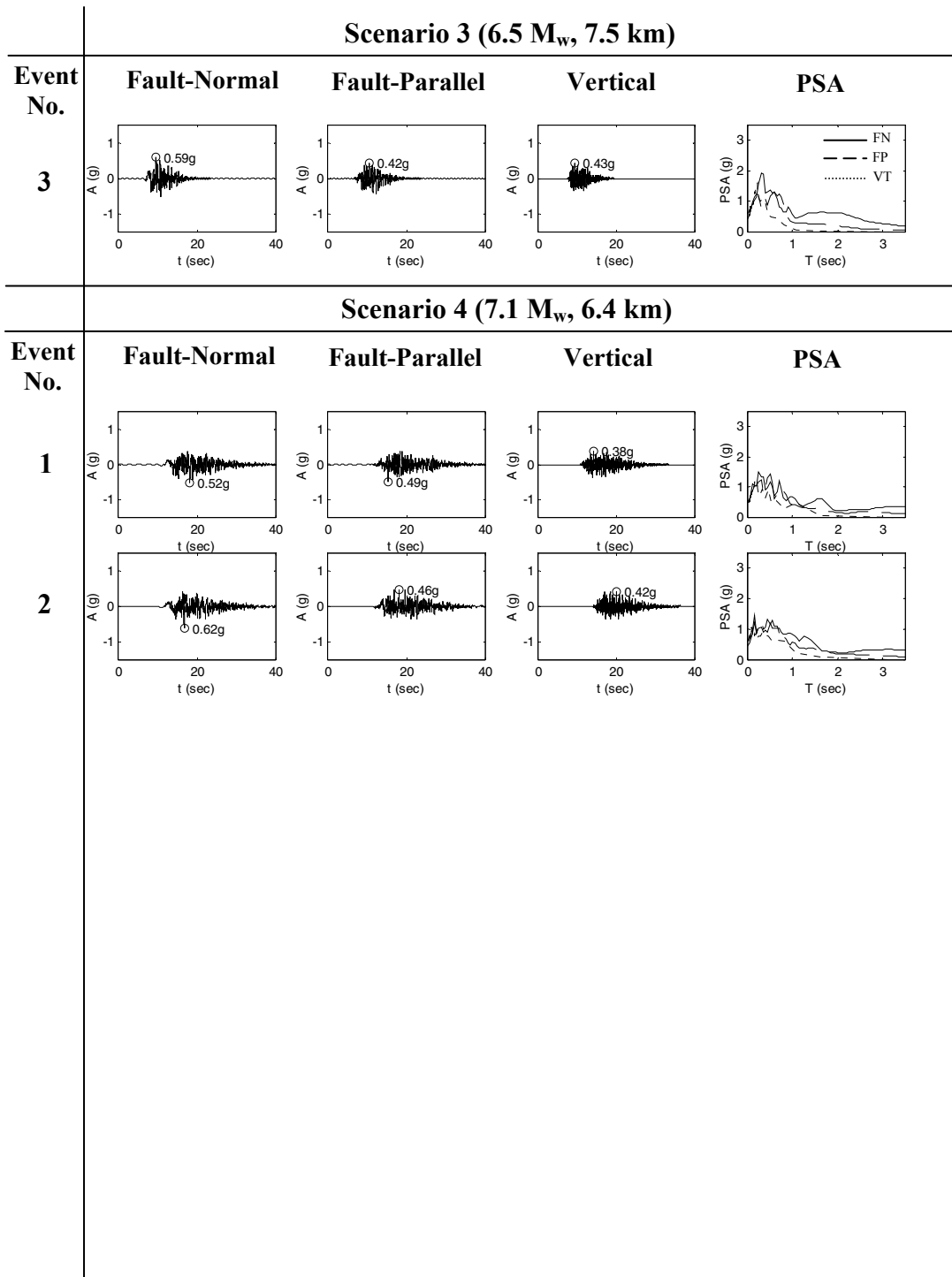
**Figure A-3 Northridge : 10% Probability of Exceedance in 50 Years**



**Figure A-3 Northridge : 10% Probability of Exceedance in 50 Years  
(Cont'd)**

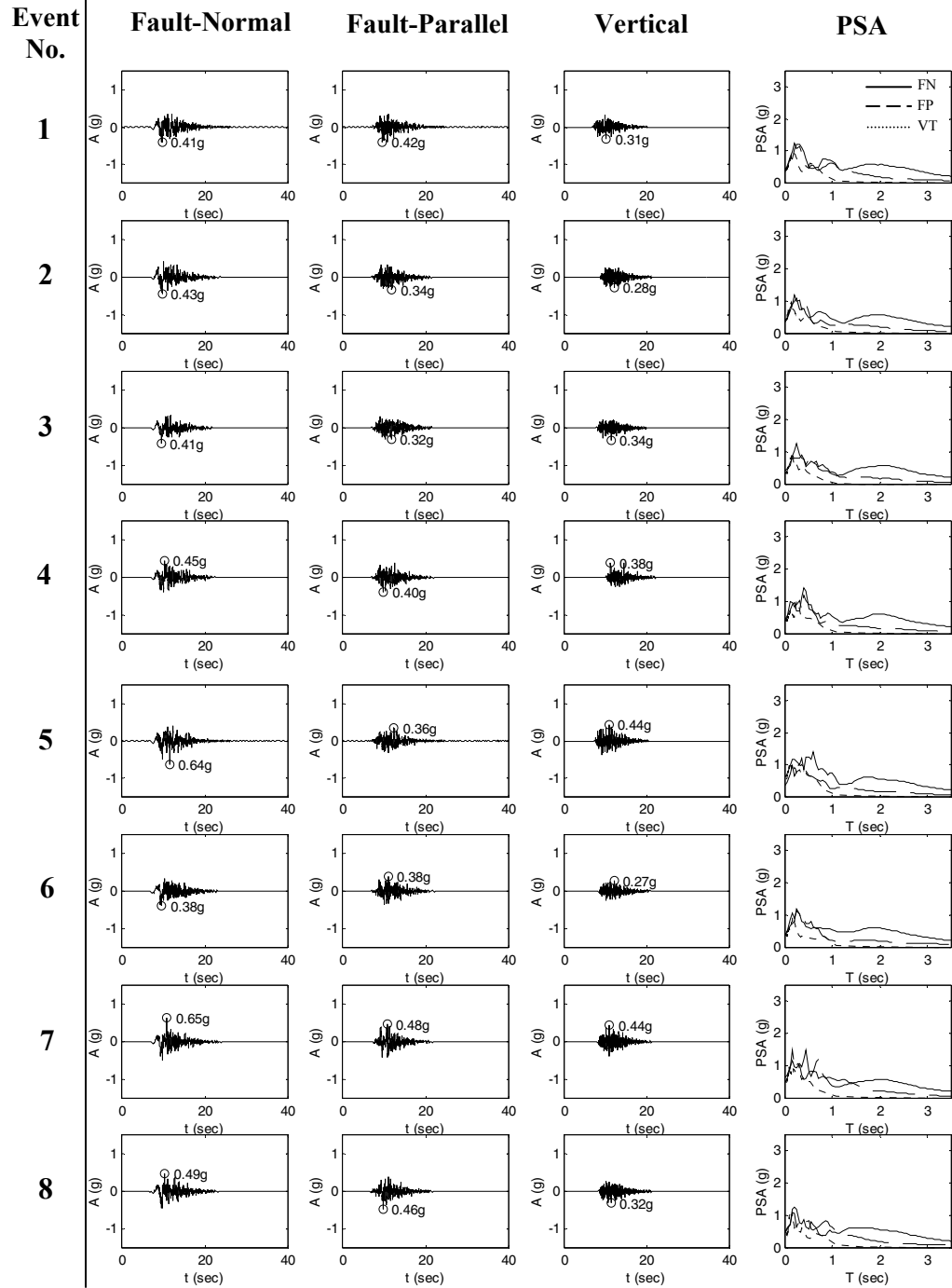


**Figure A-3 Northridge : 10% Probability of Exceedance in 50 Years  
(Cont'd)**



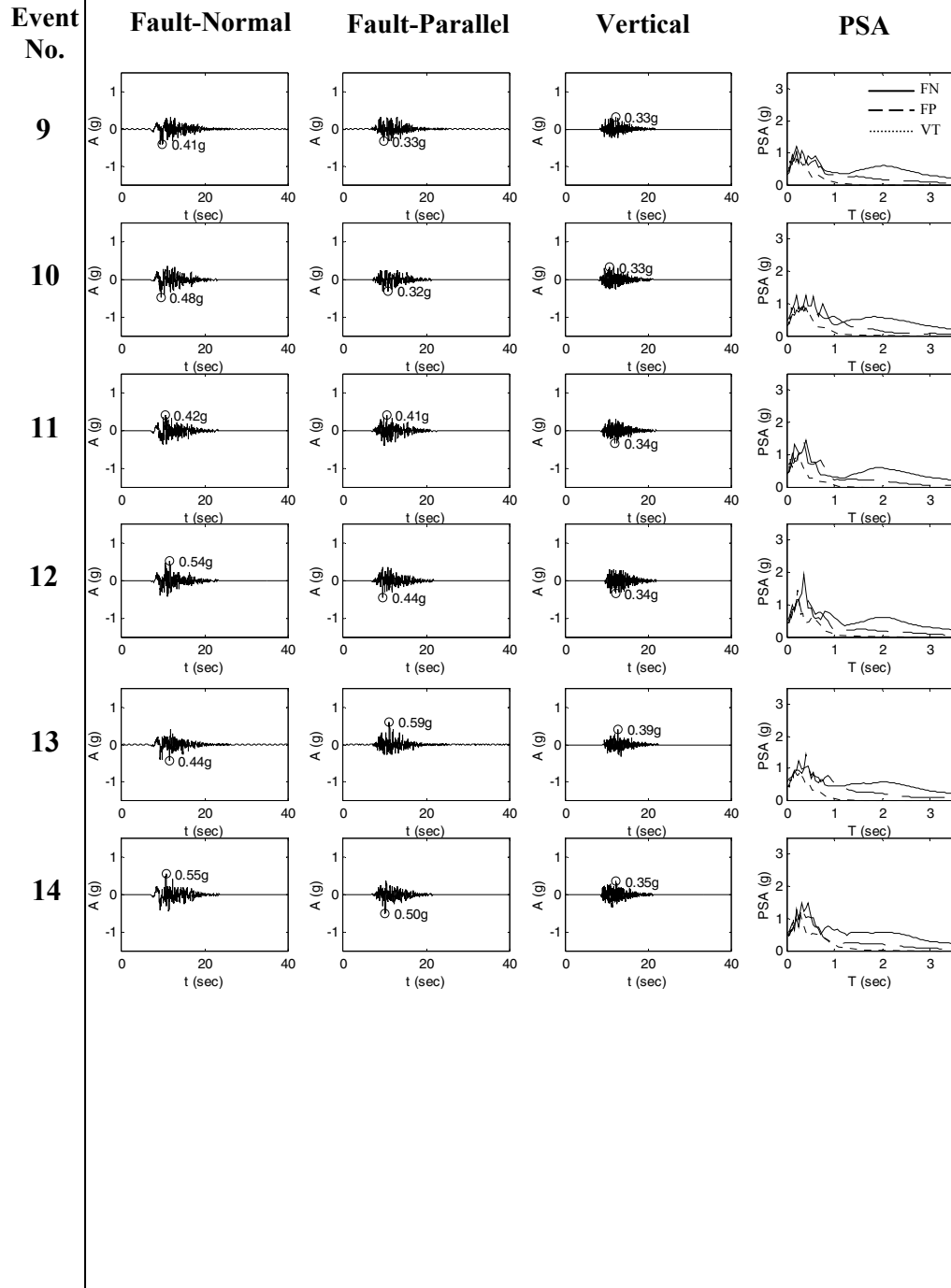
**Figure A-3 Northridge : 10% Probability of Exceedance in 50 Years (Cont'd)**

**Scenario 1 (6.6 M<sub>w</sub>, 7.9 km)**




**Figure A-4 Northridge : 20% Probability of Exceedance in 50 Years**

**Scenario 1 (6.6 M<sub>w</sub>, 7.9 km)**



**Figure A-4 Northridge : 20% Probability of Exceedance in 50 Years  
(Cont'd)**

**Scenario 2 (6.9 M<sub>w</sub>, 7.0 km)**



**Figure A-4 Northridge : 20% Probability of Exceedance in 50 Years  
(Cont'd)**

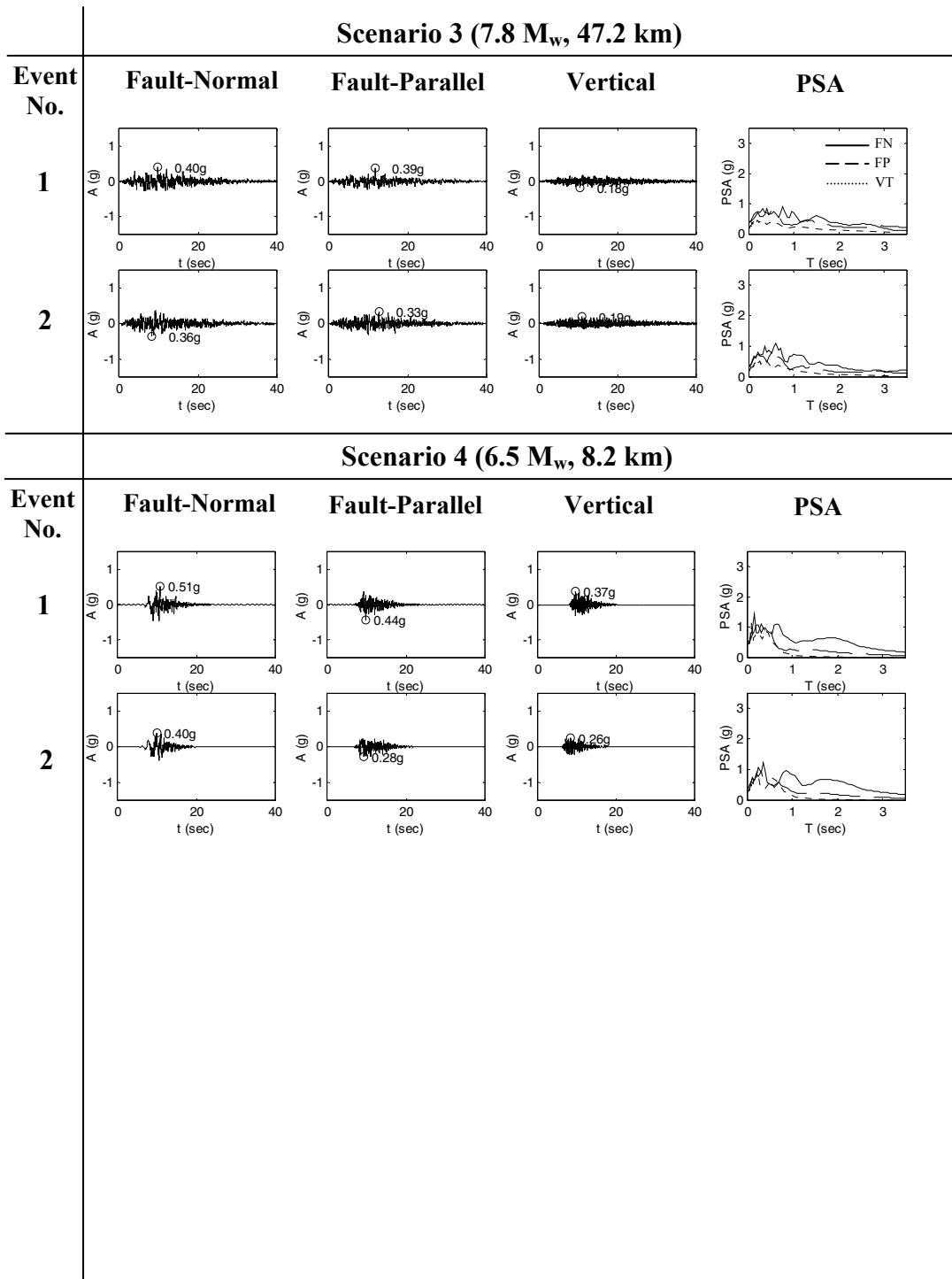
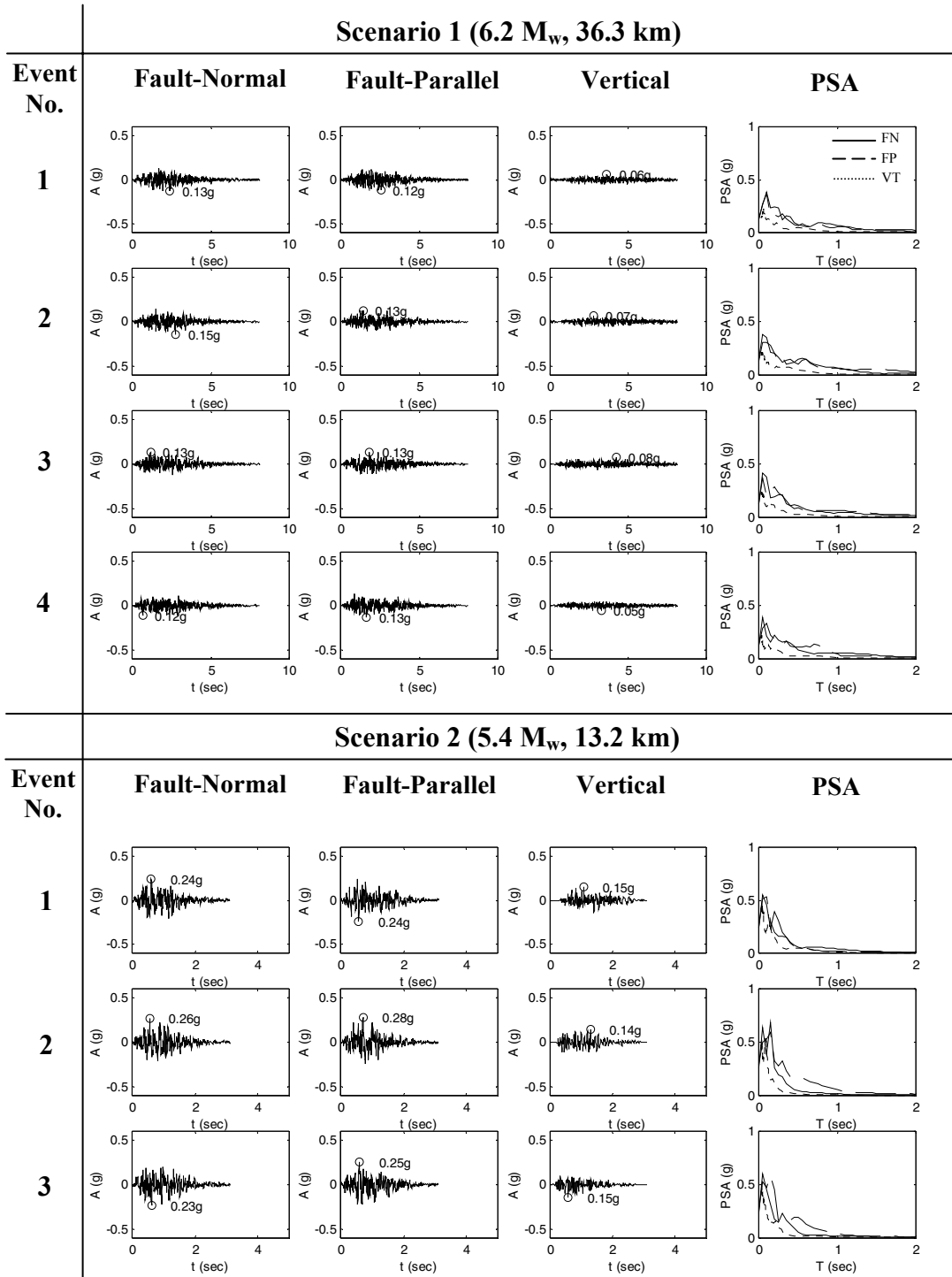


Figure A-4 Northridge : 20% Probability of Exceedance in 50 Years  
(Cont'd)



**APPENDIX B  
EAST-COAST ACCELEROGRAMS AND RESPONSE SPECTRA  
(SHORT ENSEMBLE)**



**Figure B-1 New York : 2% Probability of Exceedance in 50 Years  
Short Ensemble**

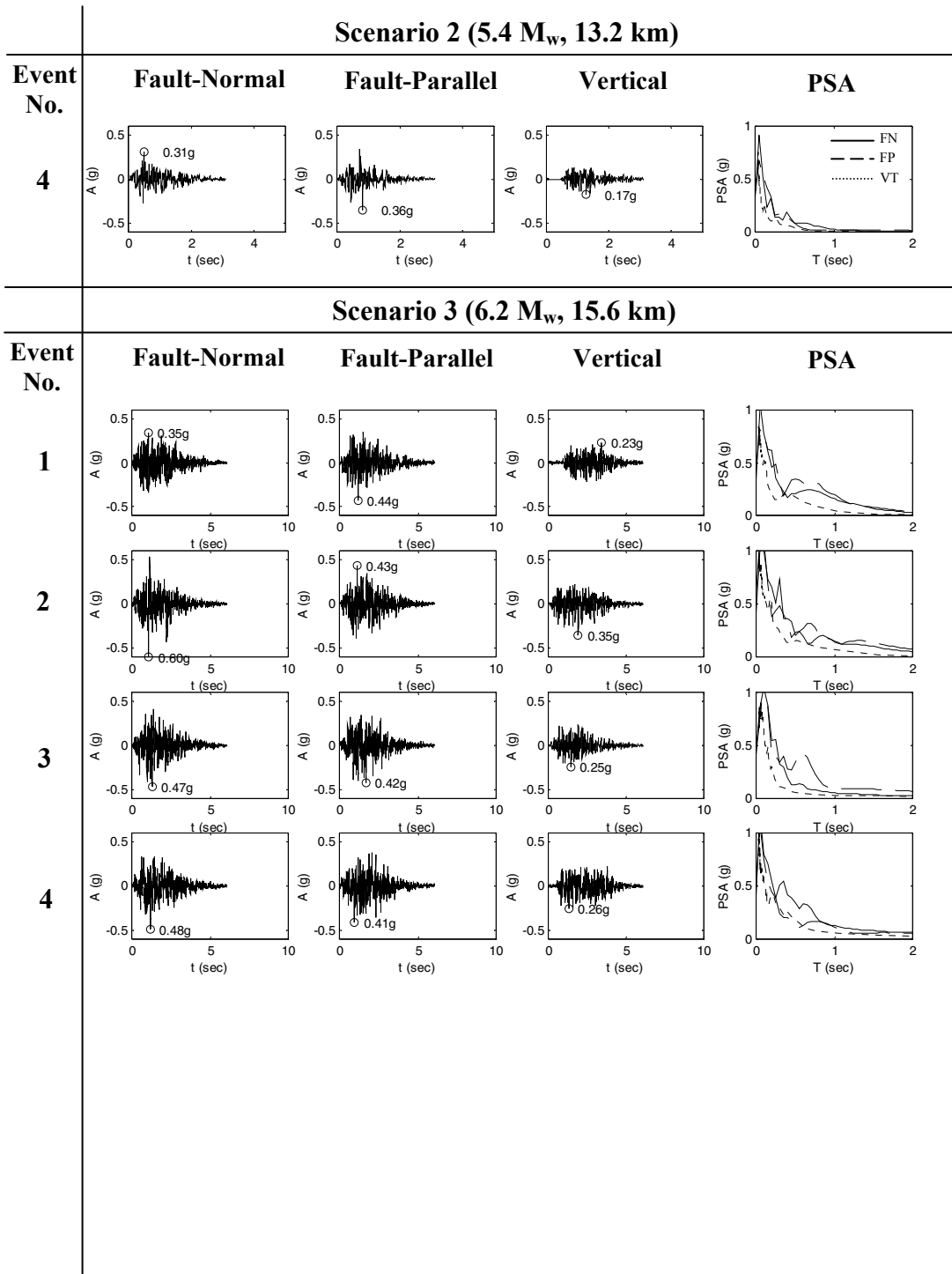
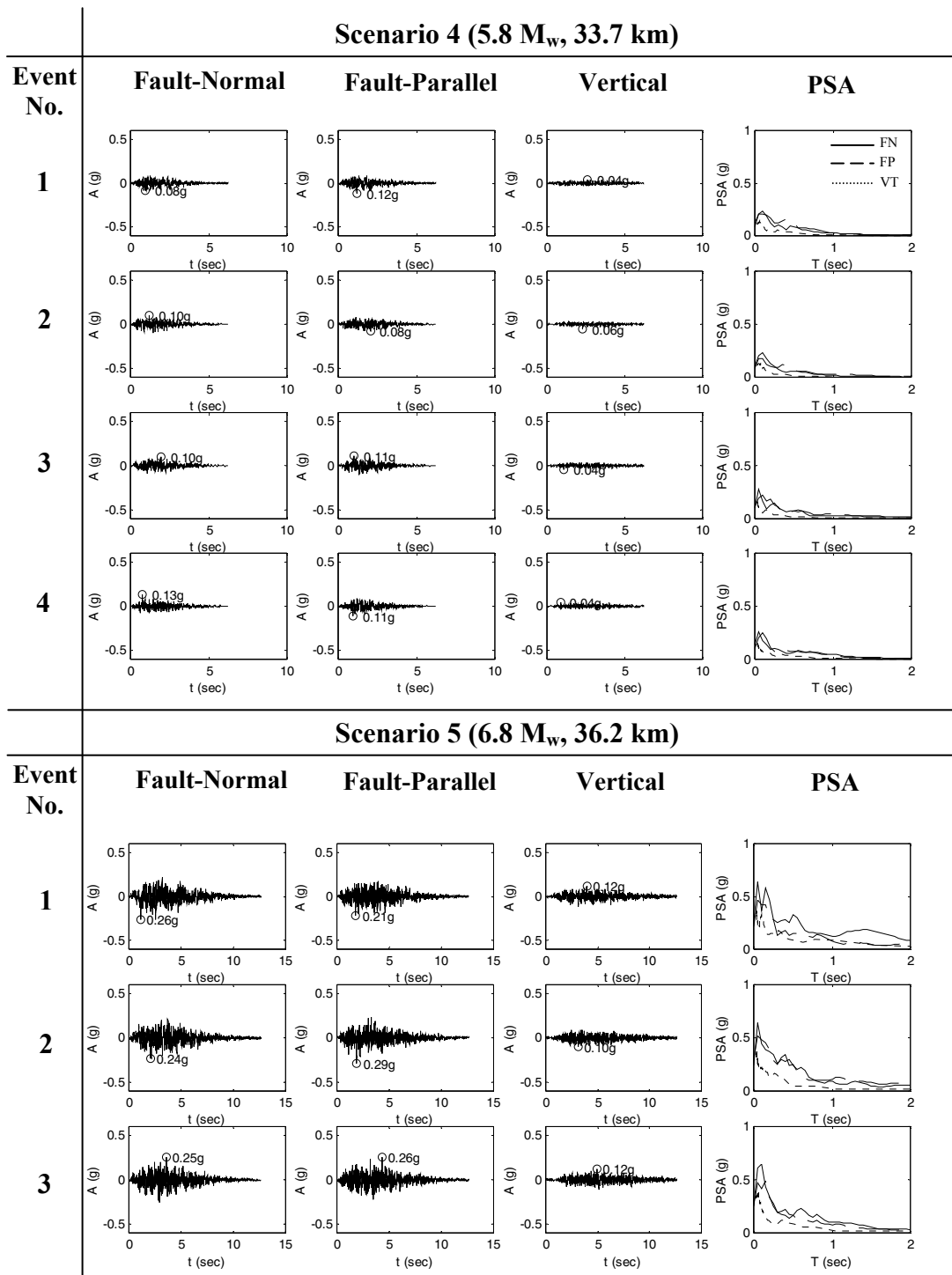
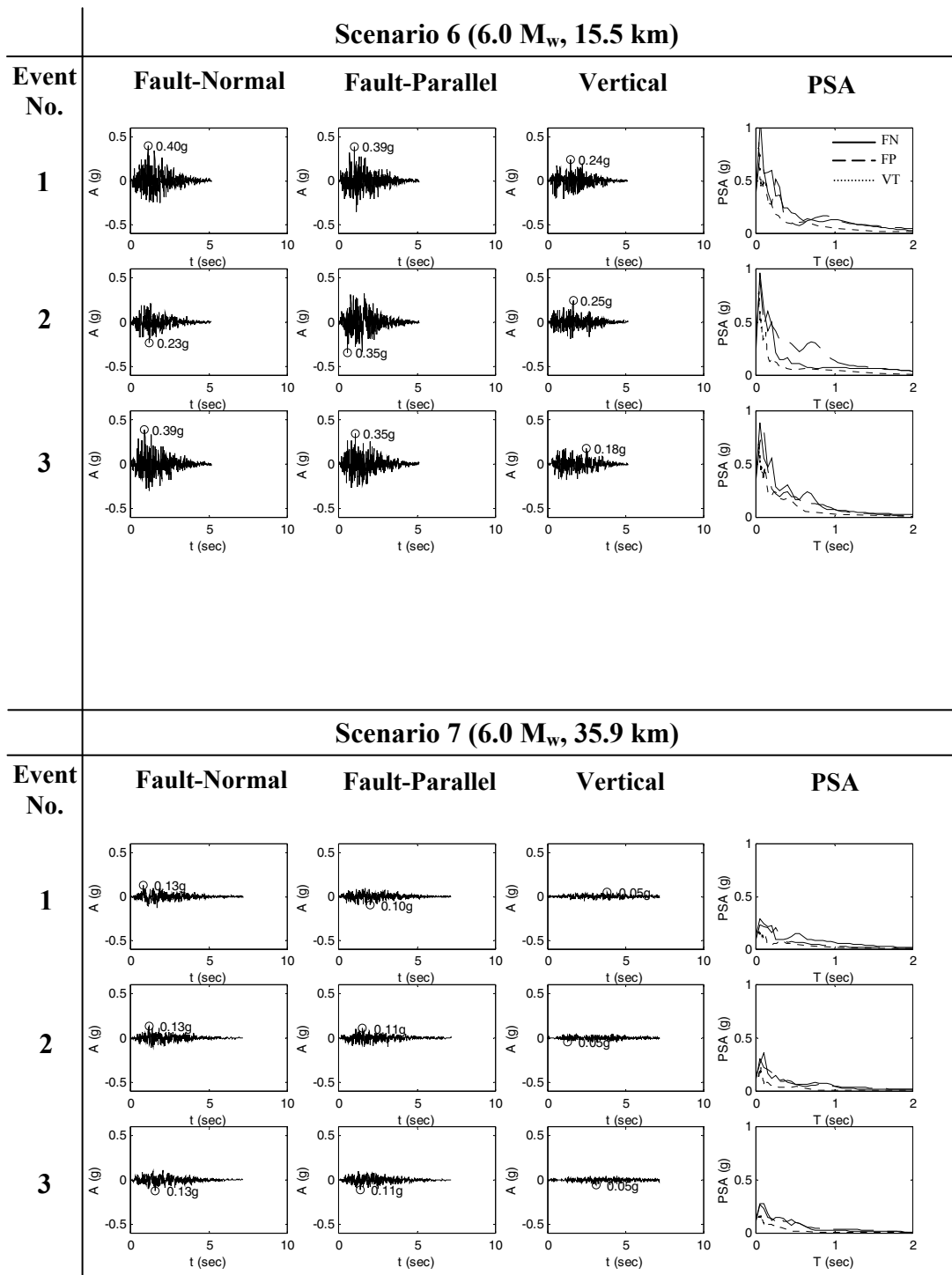


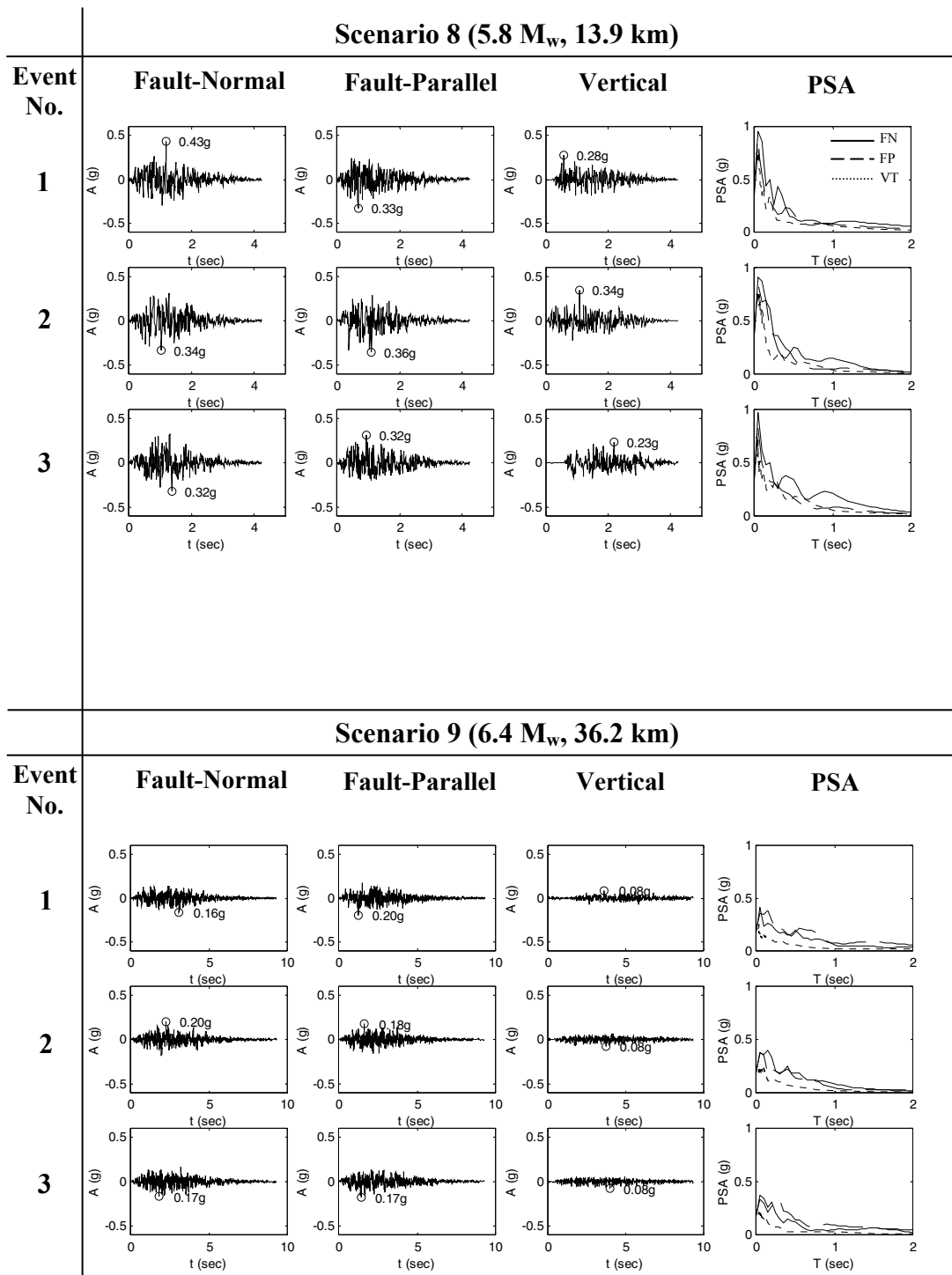
Figure B-1 New York : 2% Probability of Exceedance in 50 Years Short Ensemble (Cont'd)



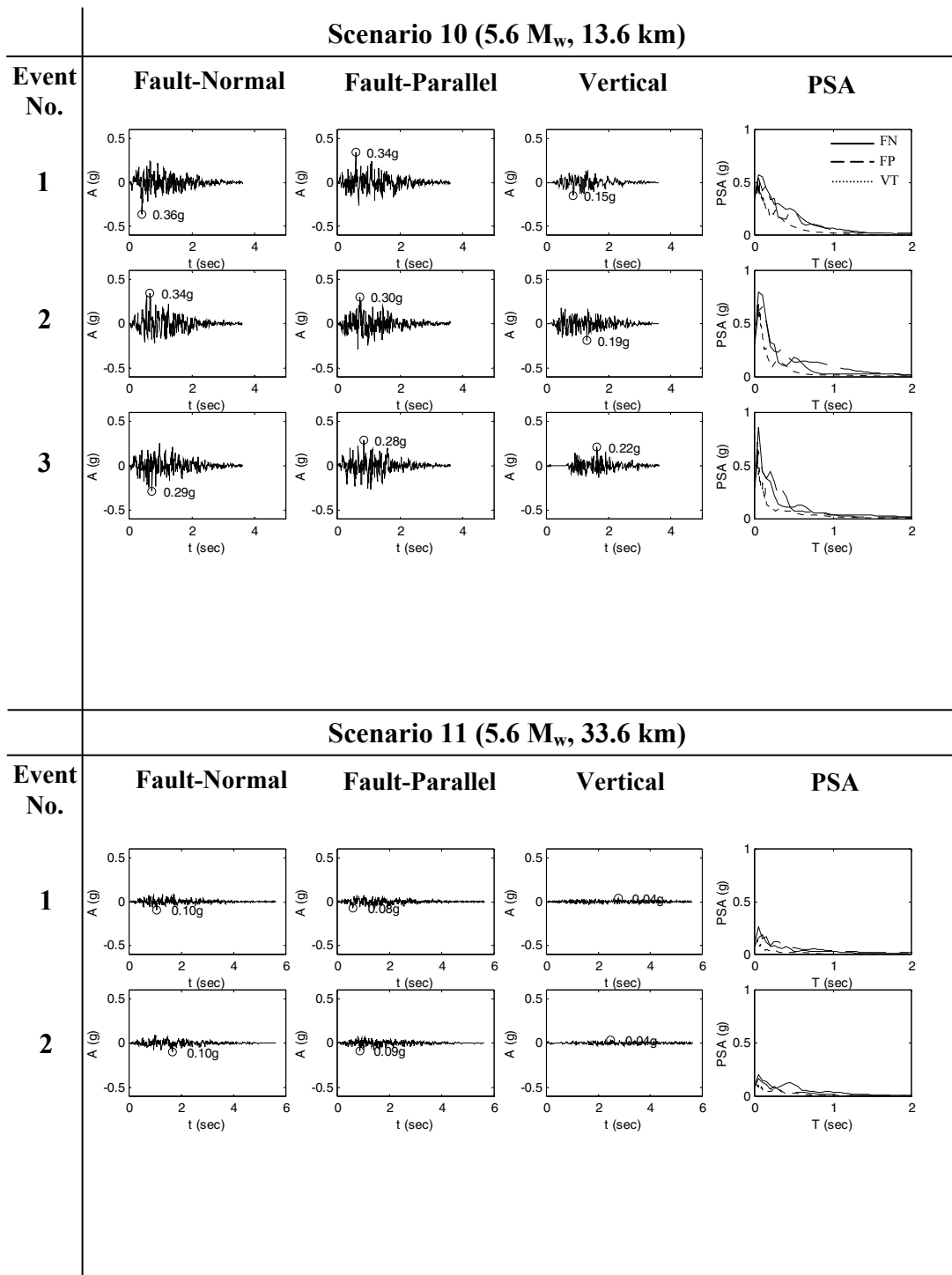
**Figure B-1 New York : 2% Probability of Exceedance in 50 Years  
Short Ensemble (Cont'd)**



**Figure B-1 New York : 2% Probability of Exceedance in 50 Years  
Short Ensemble (Cont'd)**



**Figure B-1 New York : 2% Probability of Exceedance in 50 Years  
Short Ensemble (Cont'd)**



**Figure B-1 New York : 2% Probability of Exceedance in 50 Years  
Short Ensemble (Cont'd)**

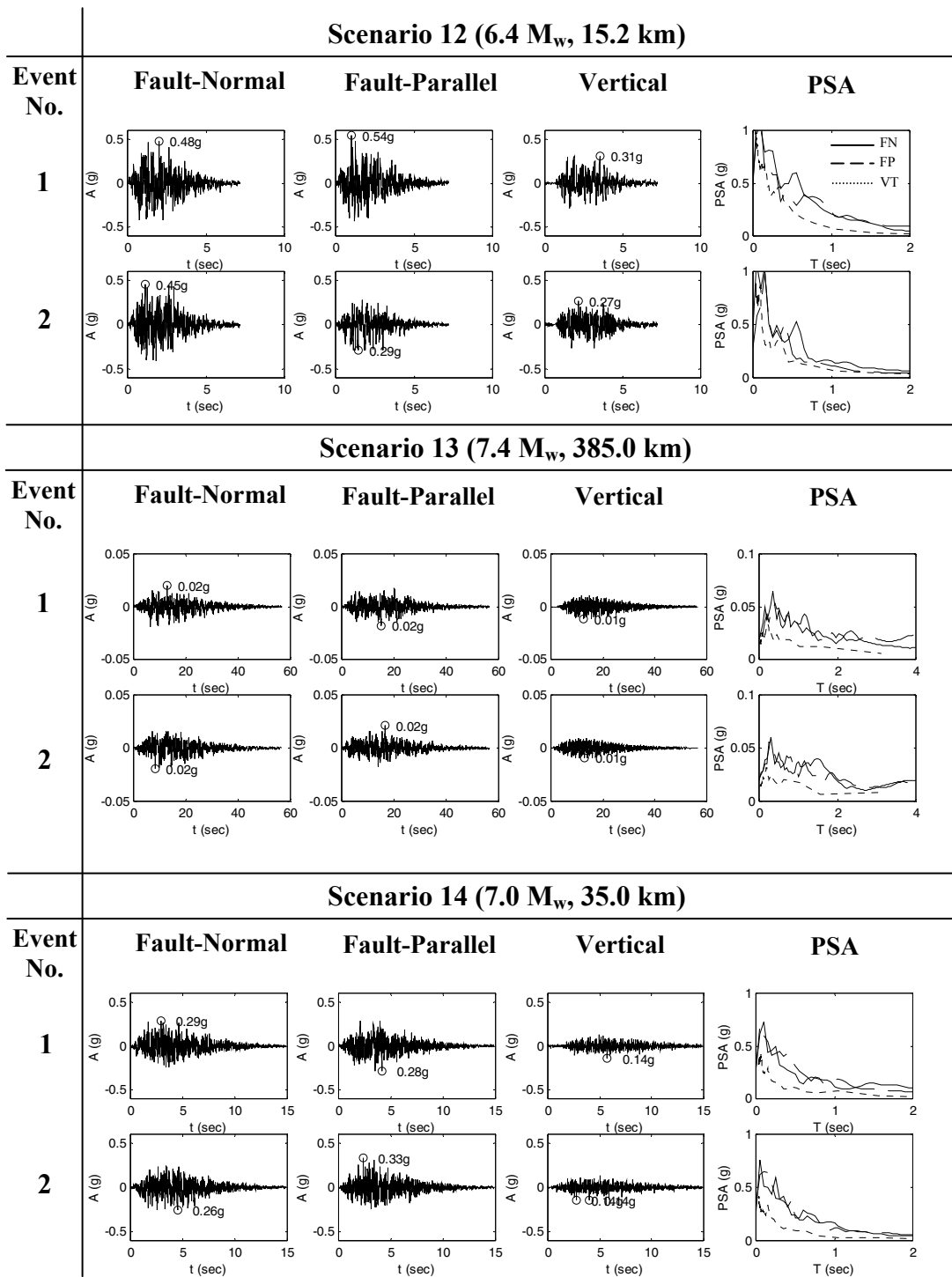


Figure B-1 New York : 2% Probability of Exceedance in 50 Years  
Short Ensemble (Cont'd)

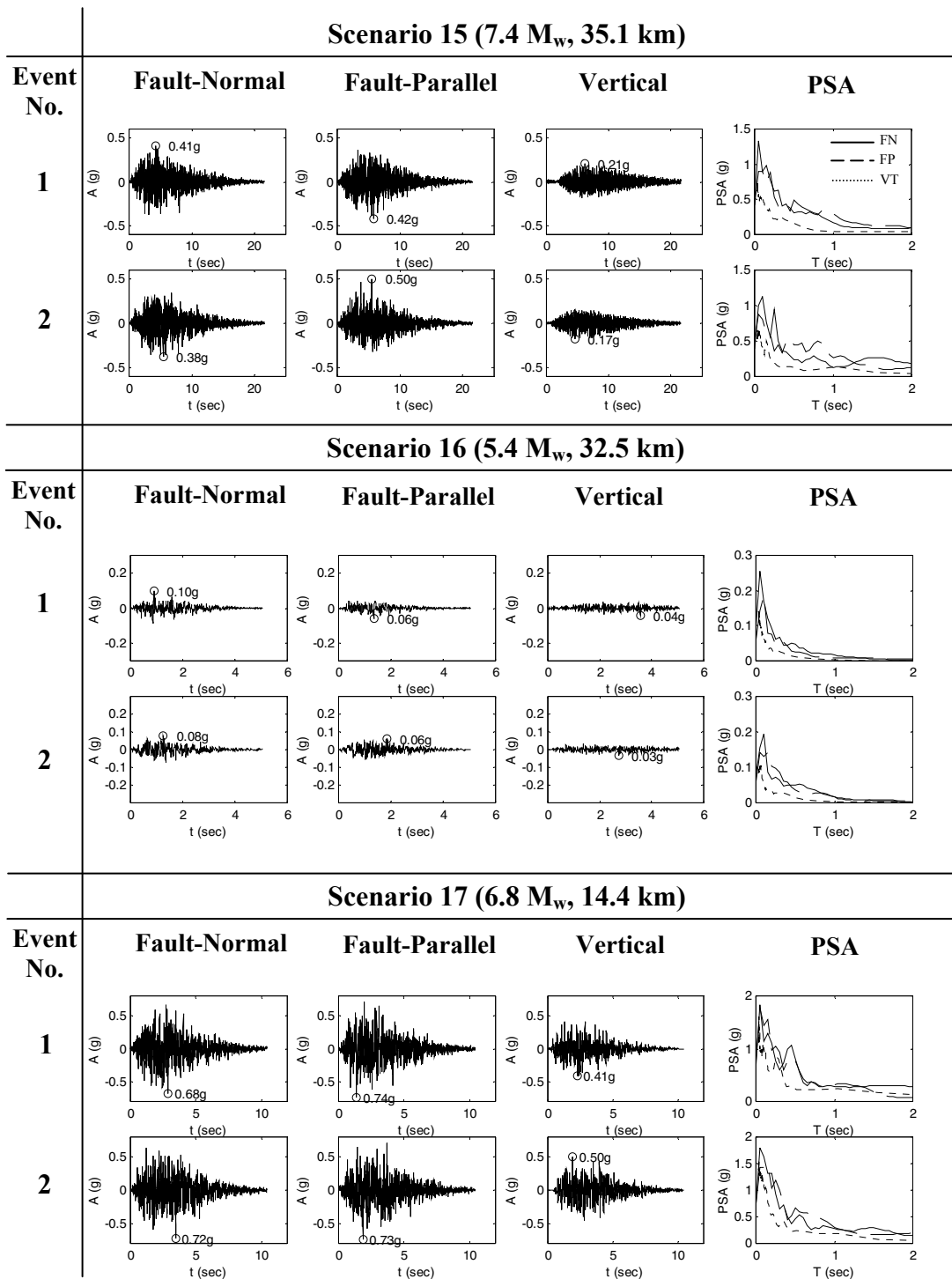
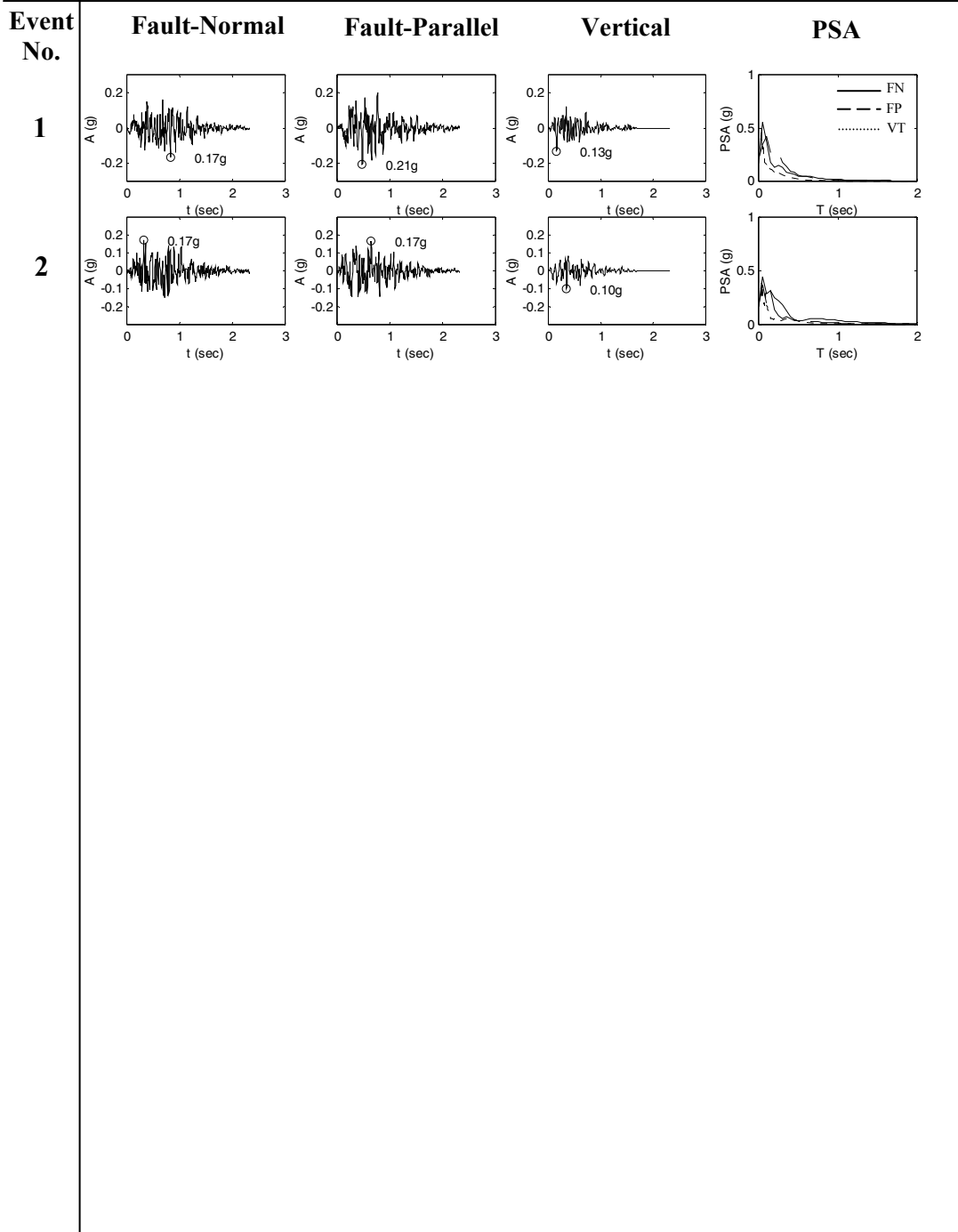


Figure B-1 New York : 2% Probability of Exceedance in 50 Years  
Short Ensemble (Cont'd)



**Scenario 18 (5.0 M<sub>w</sub>, 11.9 km)**



**Figure B-1 New York : 2% Probability of Exceedance in 50 Years  
Short Ensemble (Cont'd)**

Scenario 1 (7.4 M<sub>w</sub>, 407.8 km)

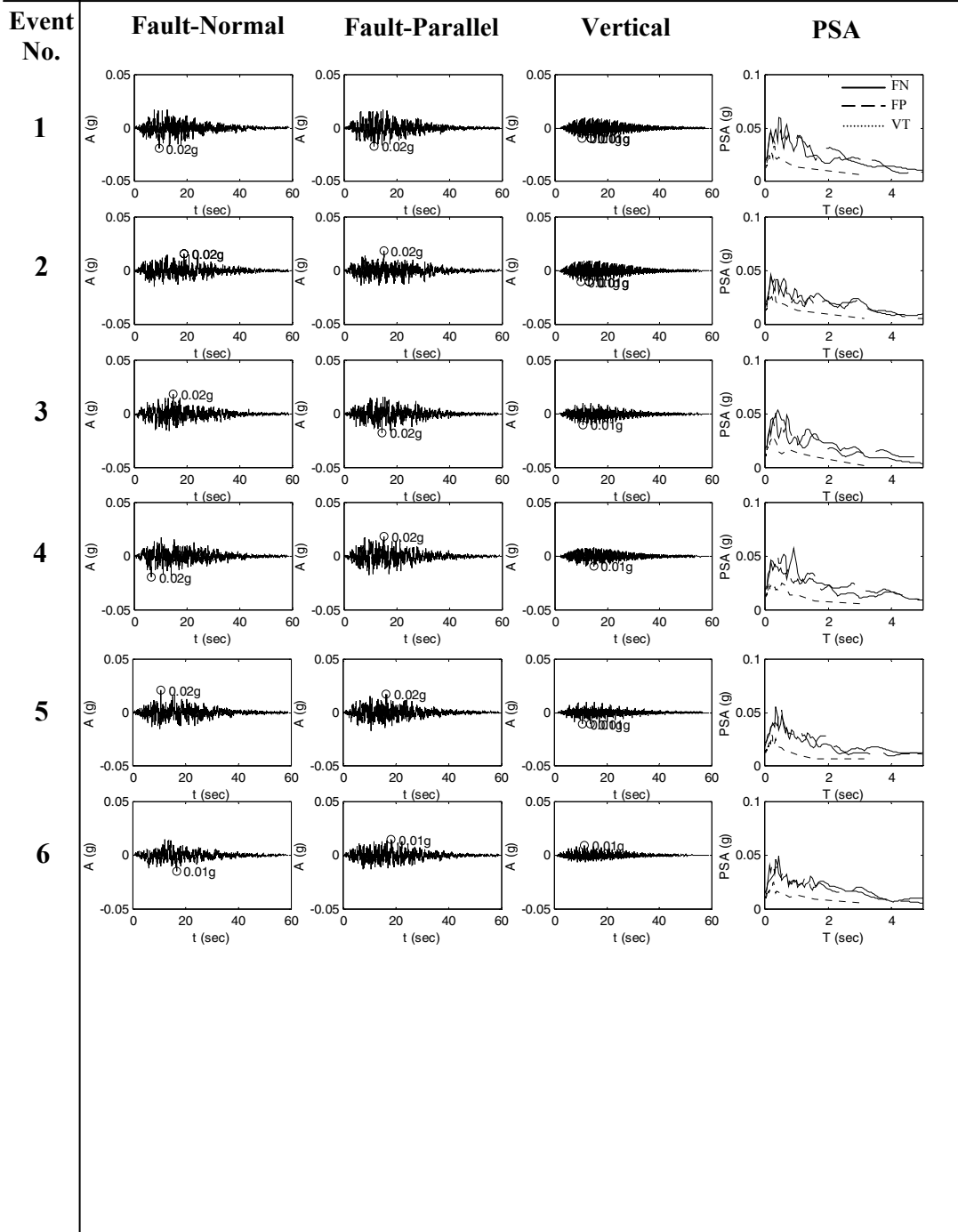
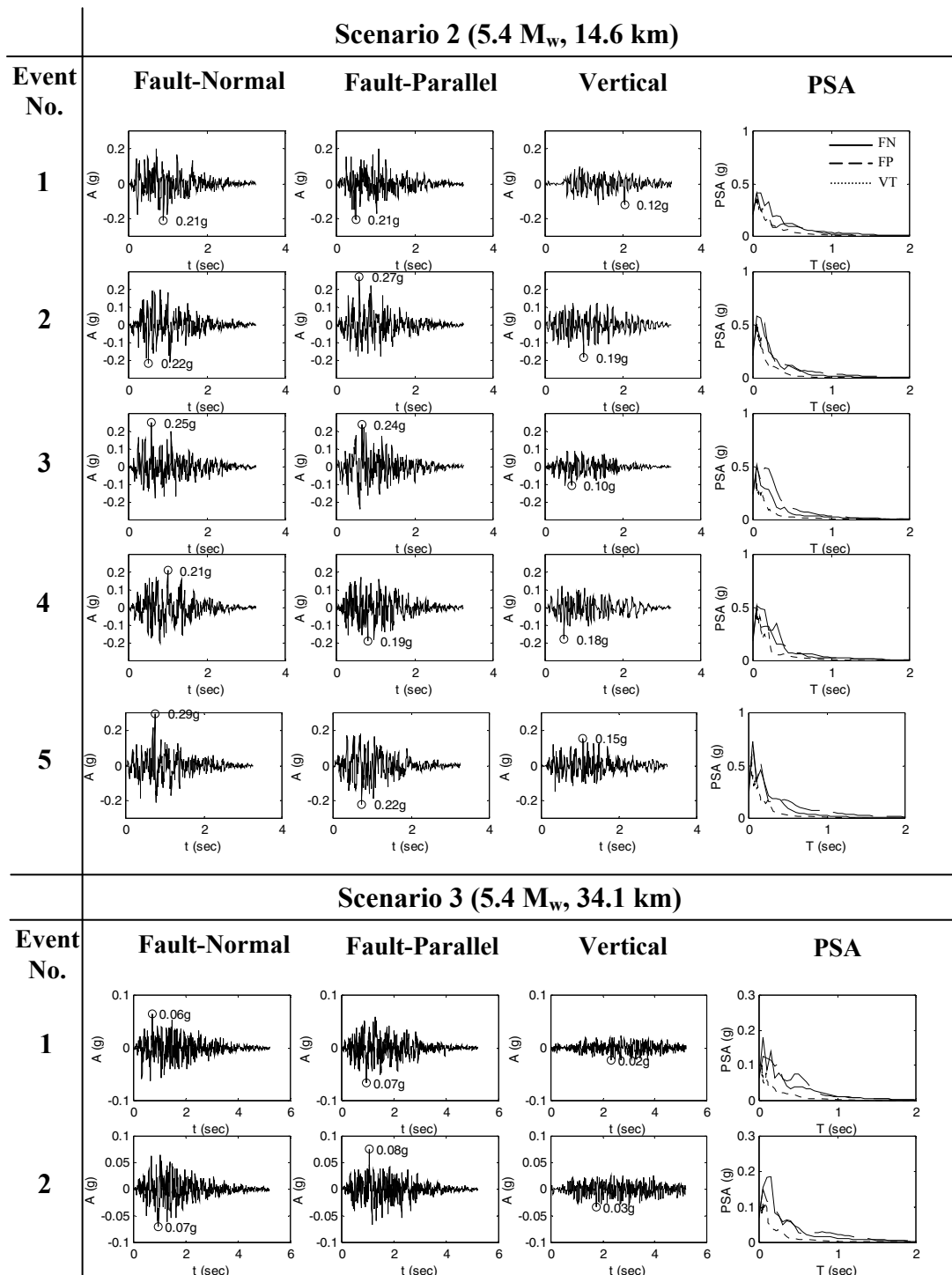
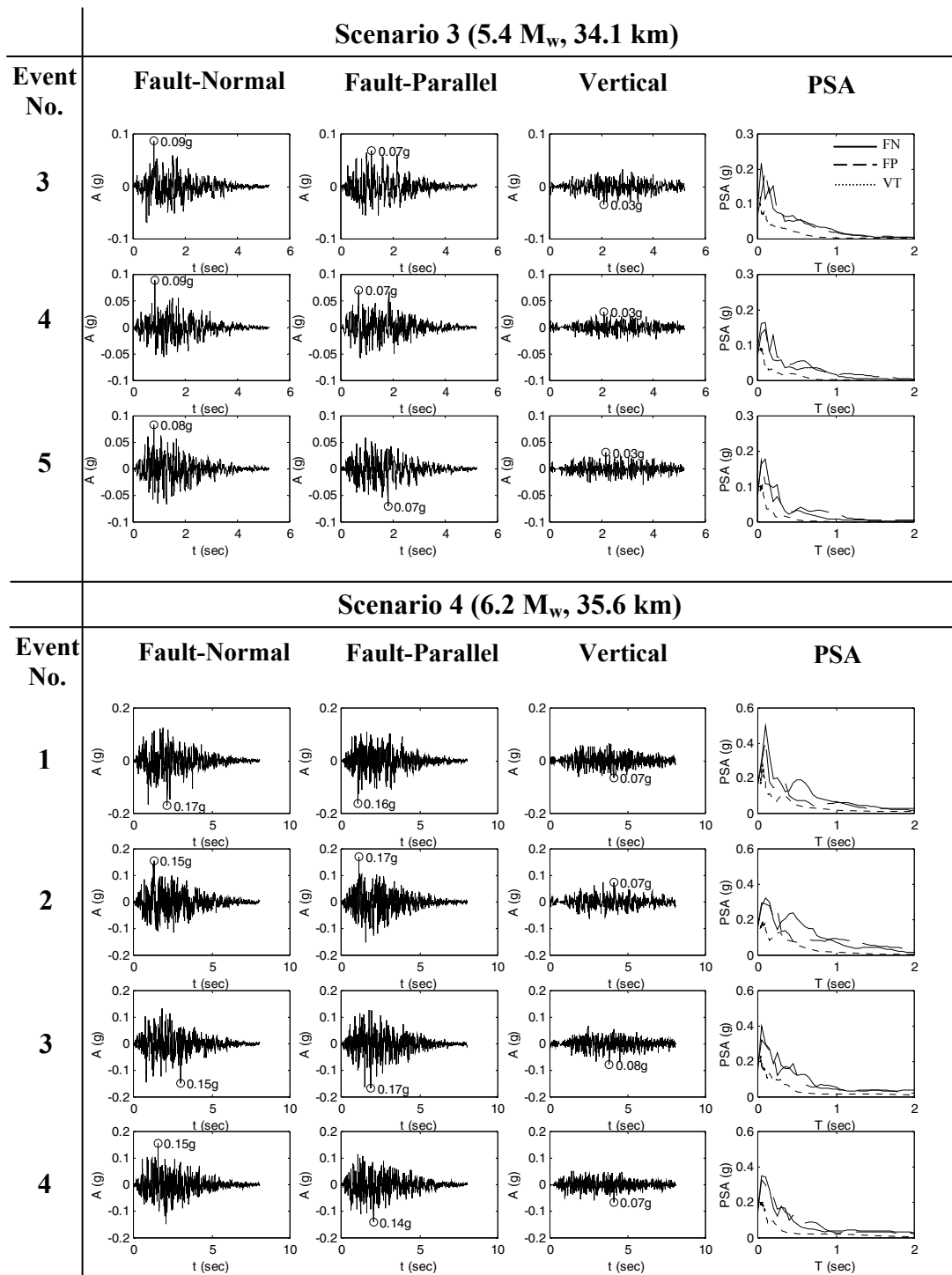


Figure B-2 New York : 5% Probability of Exceedance in 50 Years  
Short Ensemble



**Figure B-2 New York : 5% Probability of Exceedance in 50 Years  
Short Ensemble (Cont'd)**



**Figure B-2 New York : 5% Probability of Exceedance in 50 Years  
Short Ensemble (Cont'd)**

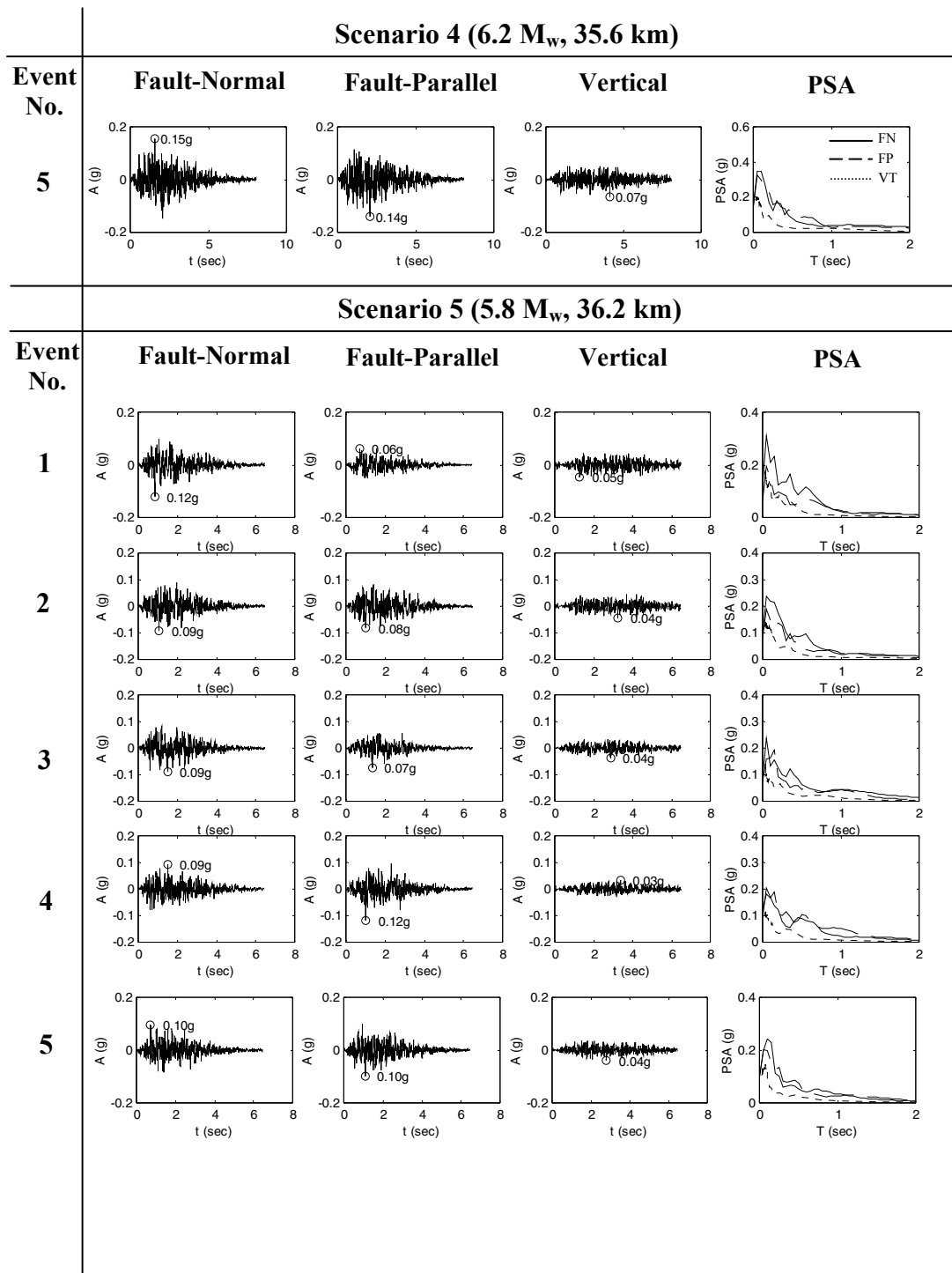
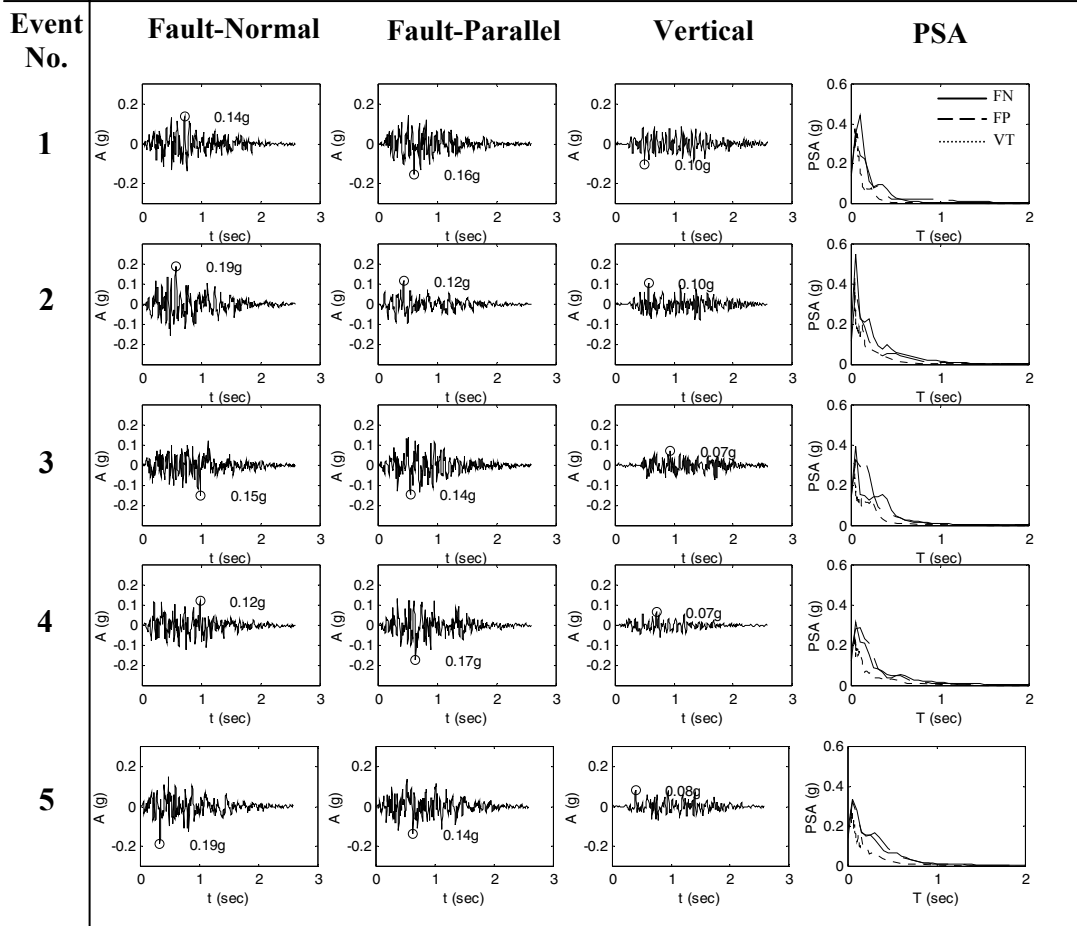
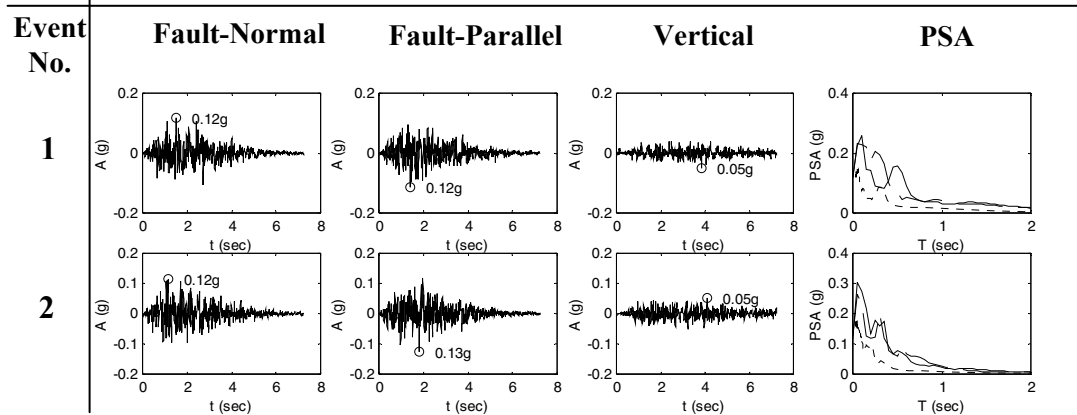


Figure B-2 New York : 5% Probability of Exceedance in 50 Years  
Short Ensemble (Cont'd)

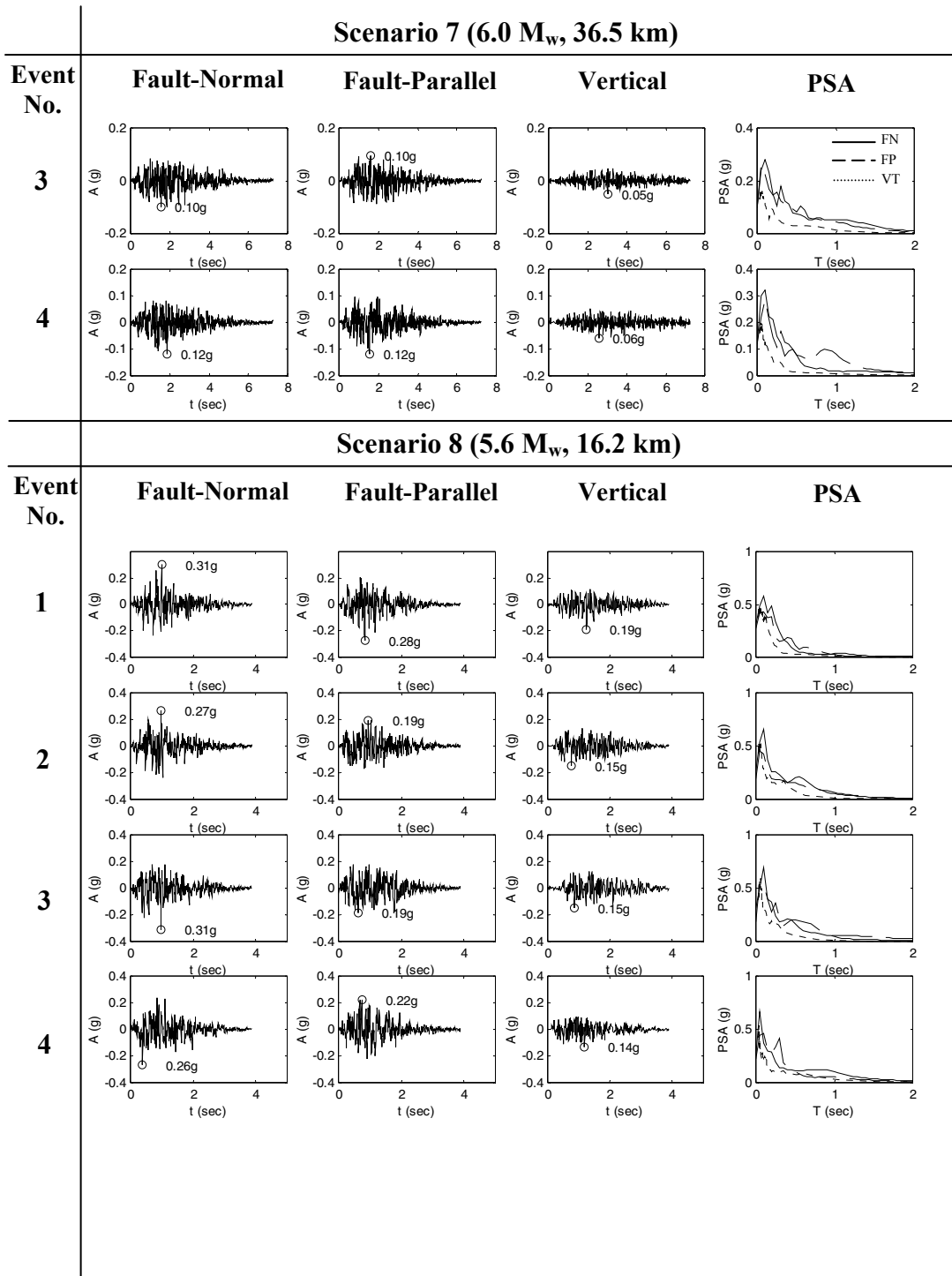
**Scenario 6 (5.0 M<sub>w</sub>, 14.5 km)**



**Scenario 7 (6.0 M<sub>w</sub>, 36.5 km)**

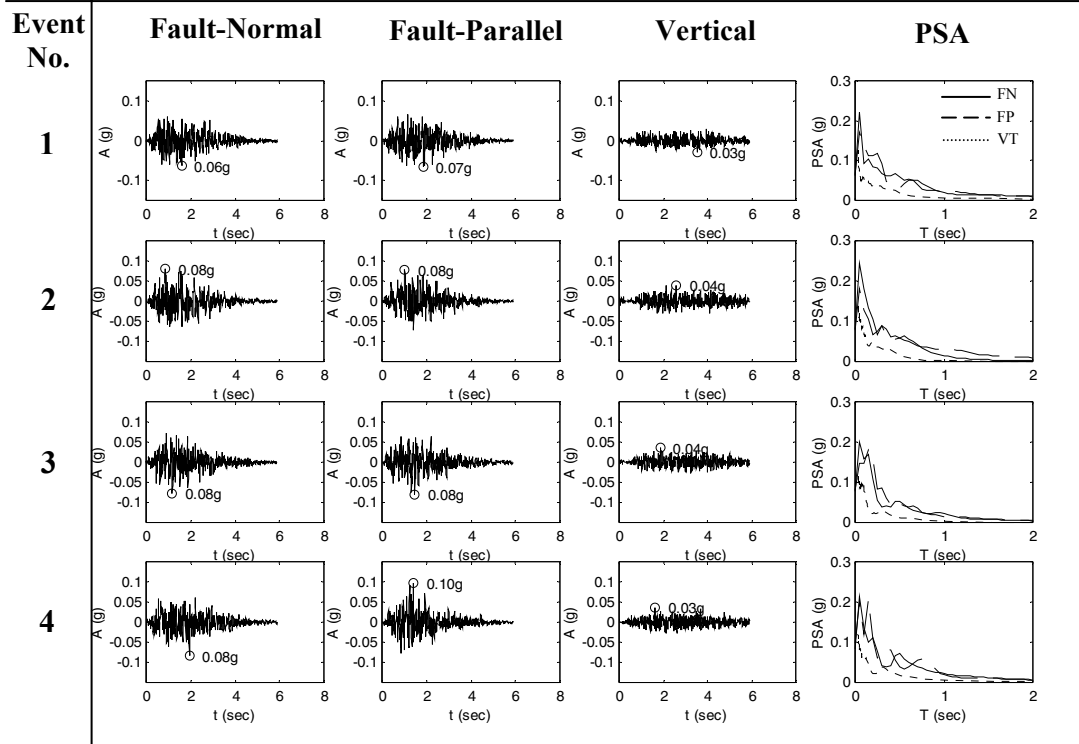


**Figure B-2 New York : 5% Probability of Exceedance in 50 Years  
Short Ensemble (Cont'd)**

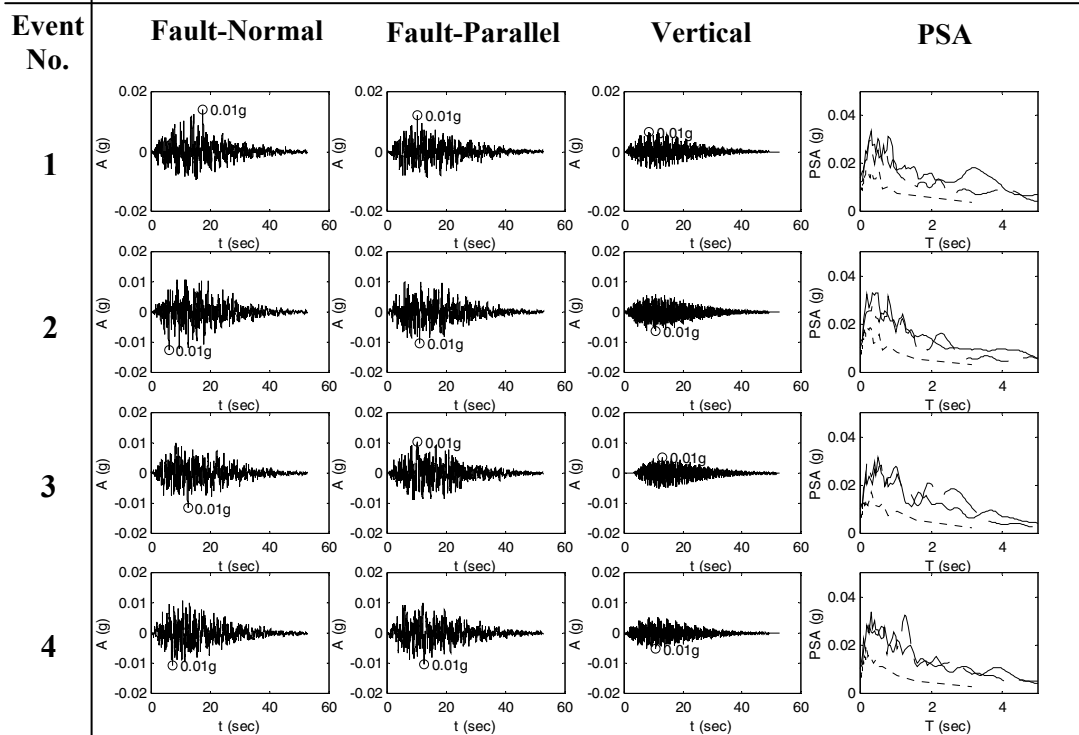


**Figure B-2 New York : 5% Probability of Exceedance in 50 Years  
Short Ensemble (Cont'd)**

**Scenario 9 (5.6 M<sub>w</sub>, 36.4 km)**



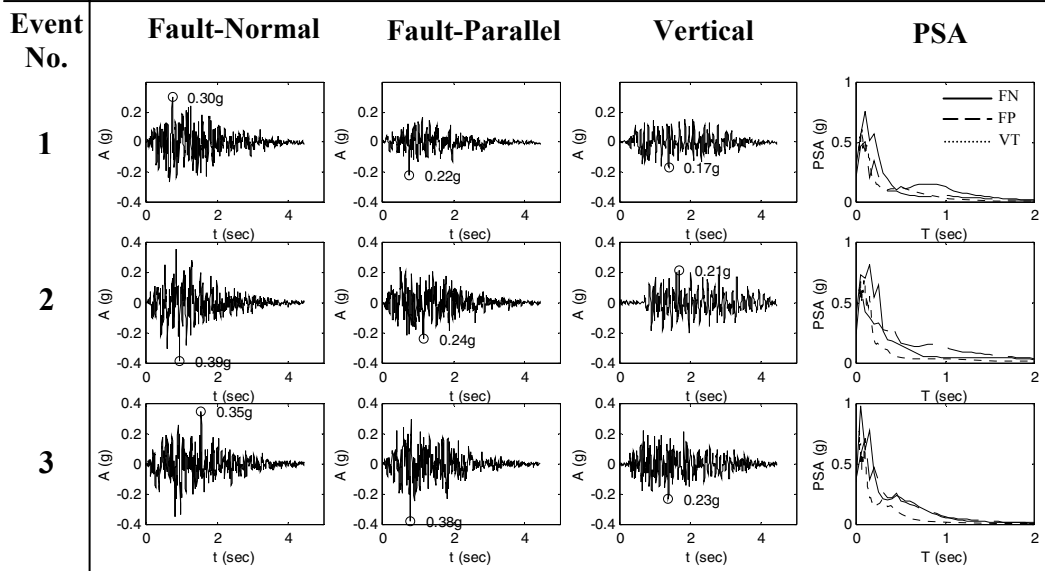
**Scenario 10 (7.0 M<sub>w</sub>, 413.5 km)**



**Figure B-2 New York : 5% Probability of Exceedance in 50 Years  
Short Ensemble (Cont'd)**

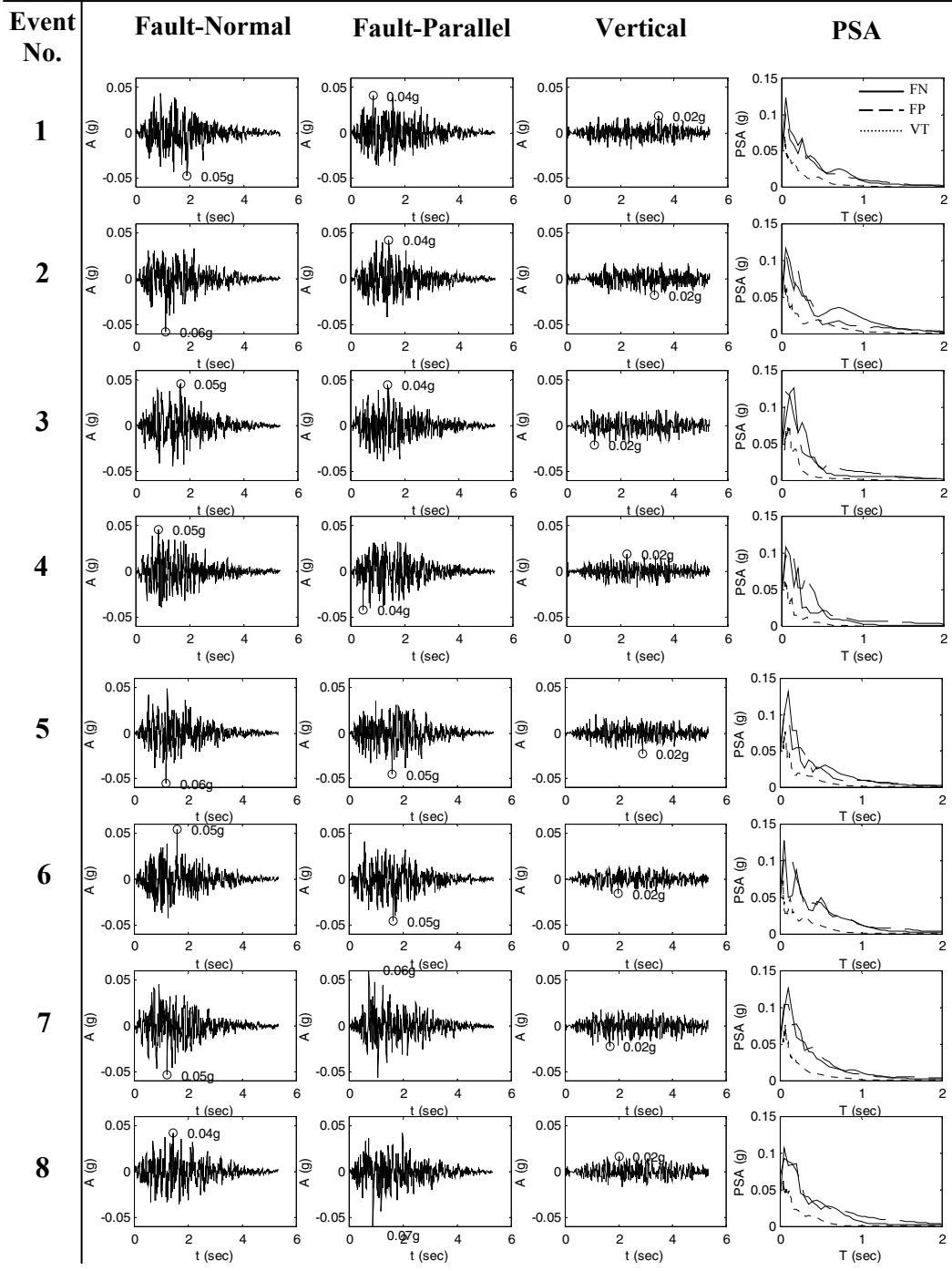


**Scenario 11 (5.8 M<sub>w</sub>, 15.9 km)**

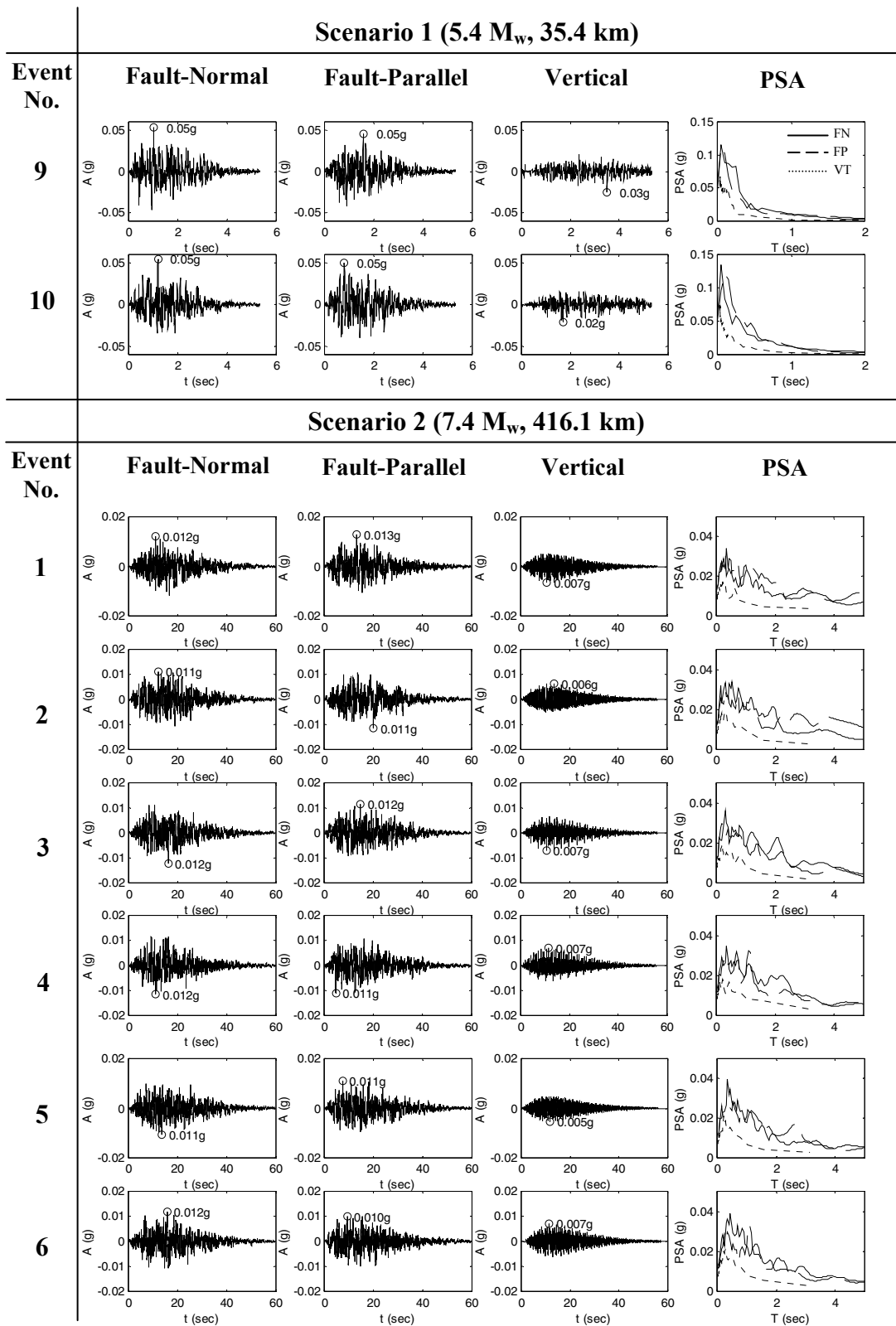


**Figure B-2 New York : 5% Probability of Exceedance in 50 Years Short Ensemble (Cont'd)**

**Scenario 1 (5.4 M<sub>w</sub>, 35.4 km)**

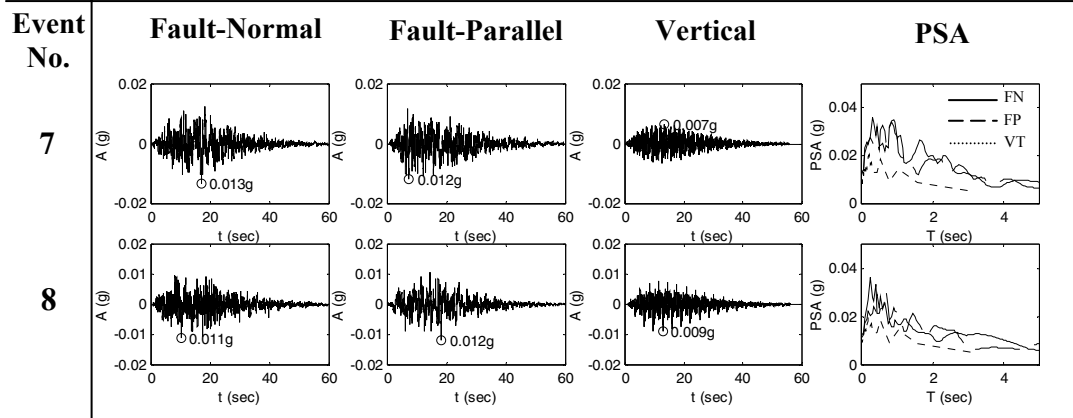


**Figure B-3 New York : 10% Probability of Exceedance in 50 Years  
Short Ensemble**

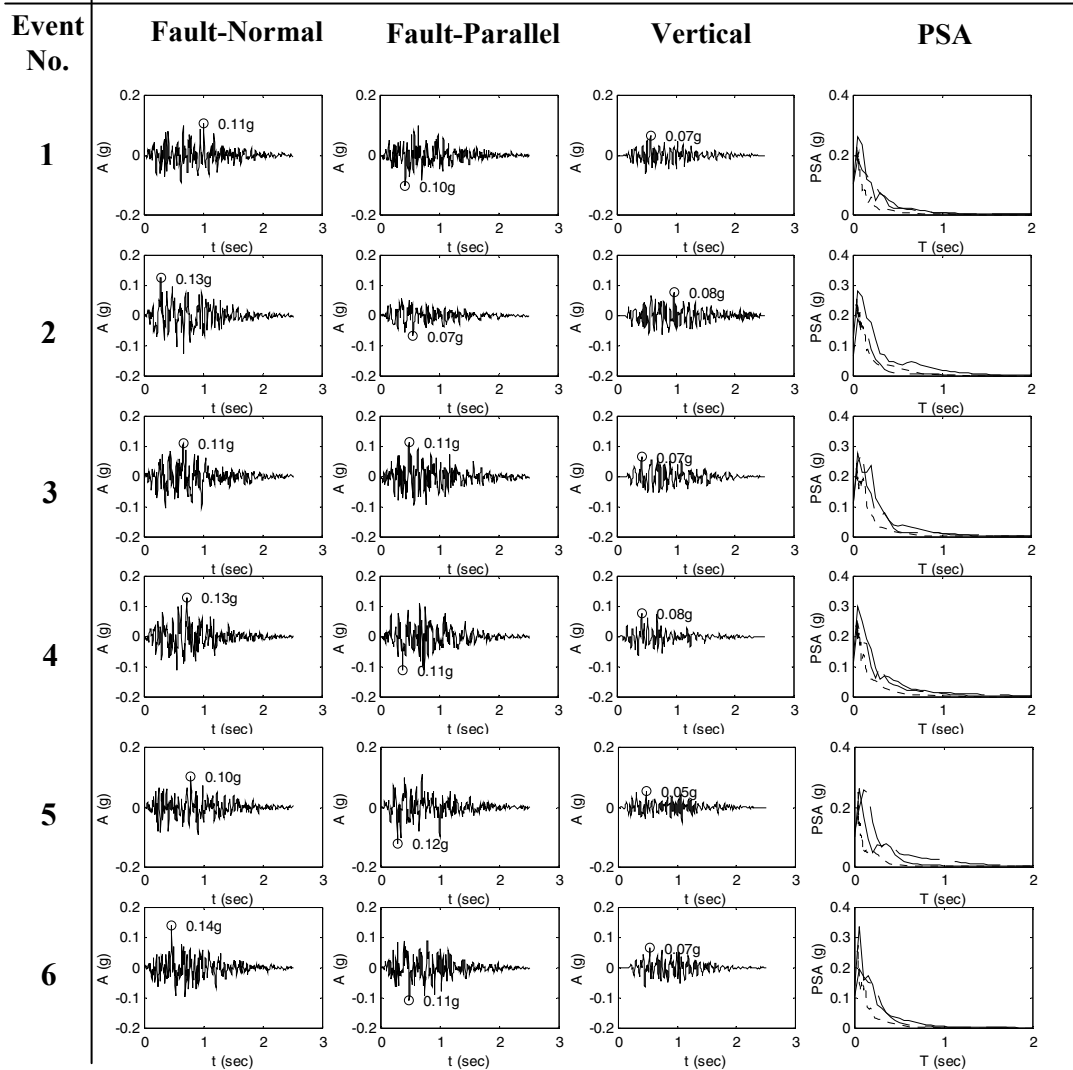


**Figure B-3 New York : 10% Probability of Exceedance in 50 Years  
Short Ensemble (Cont'd)**

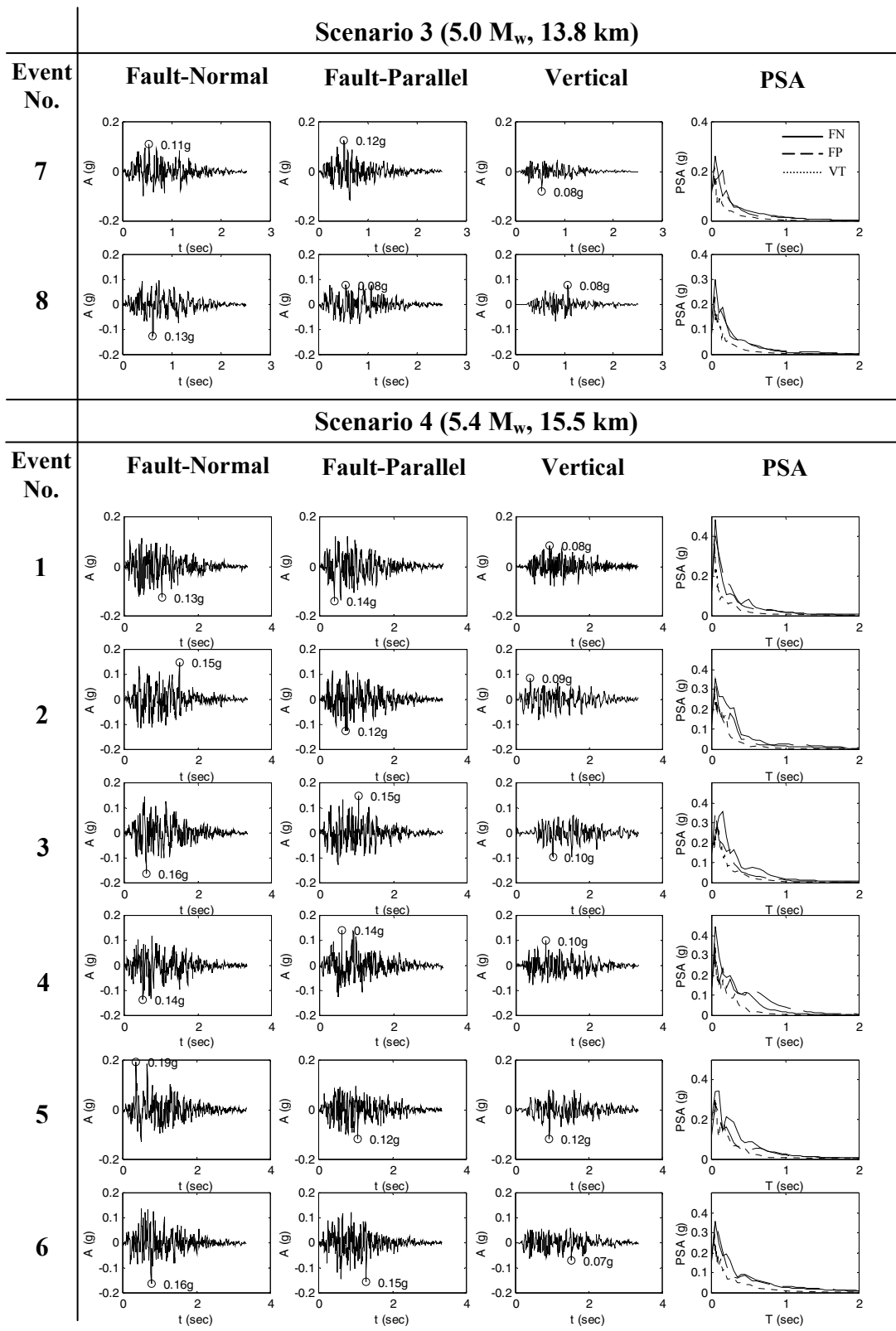
**Scenario 2 (7.4 M<sub>w</sub>, 416.1 km)**



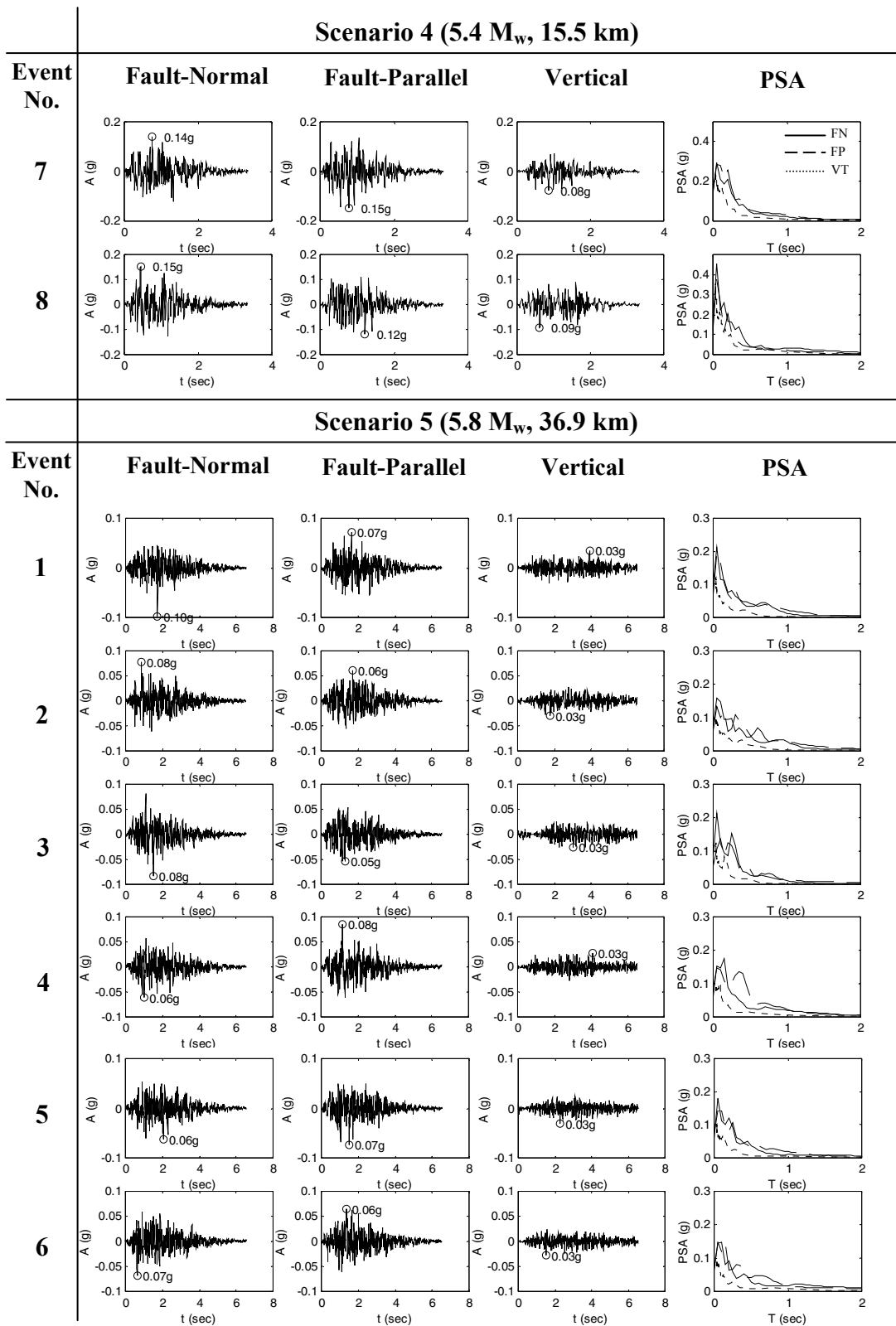
**Scenario 3 (5.0 M<sub>w</sub>, 13.8 km)**



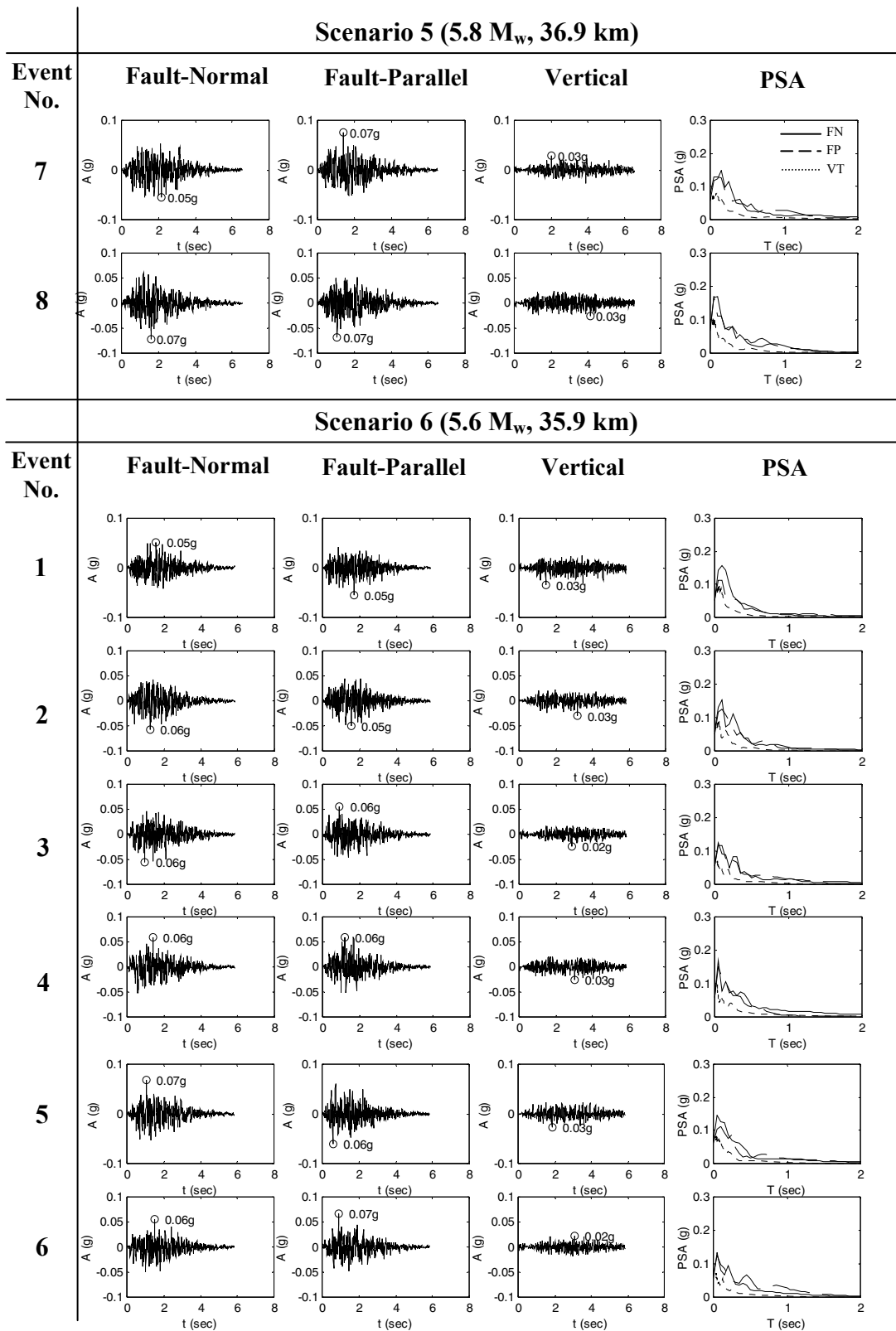
**Figure B-3 New York : 10% Probability of Exceedance in 50 Years  
Short Ensemble (Cont'd)**



**Figure B-3 New York : 10% Probability of Exceedance in 50 Years  
Short Ensemble (Cont'd)**

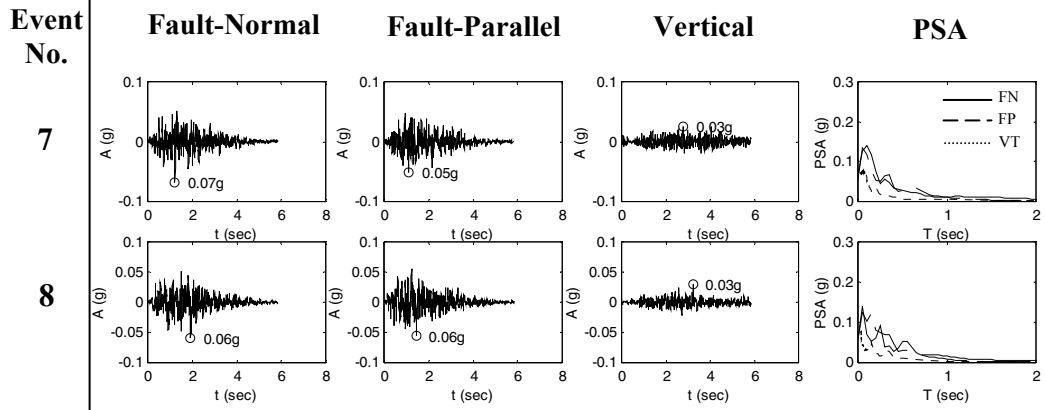


**Figure B-3 New York : 10% Probability of Exceedance in 50 Years  
Short Ensemble (Cont'd)**



**Figure B-3 New York : 10% Probability of Exceedance in 50 Years  
Short Ensemble (Cont'd)**

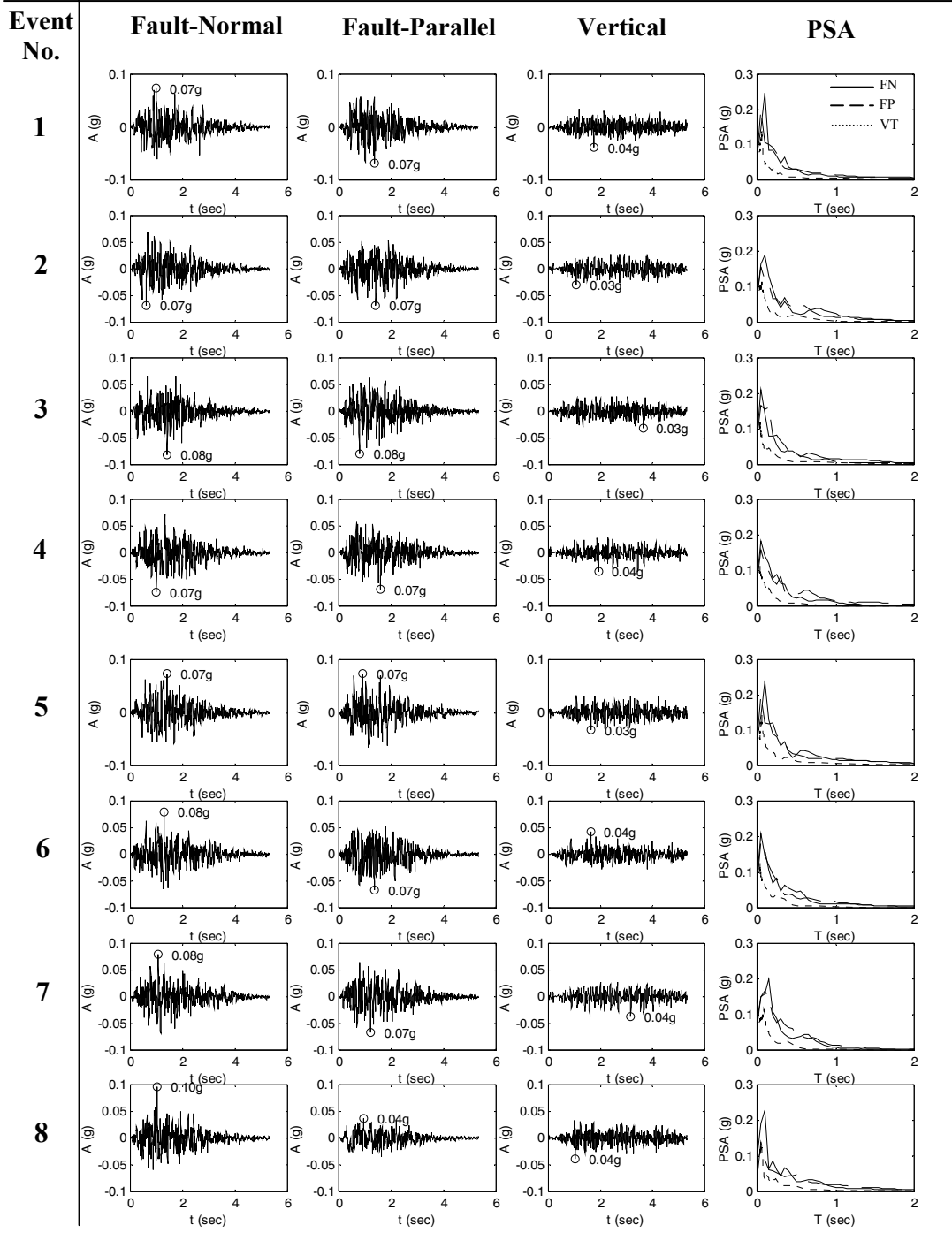
**Scenario 6 (5.6 M<sub>w</sub>, 35.9 km)**



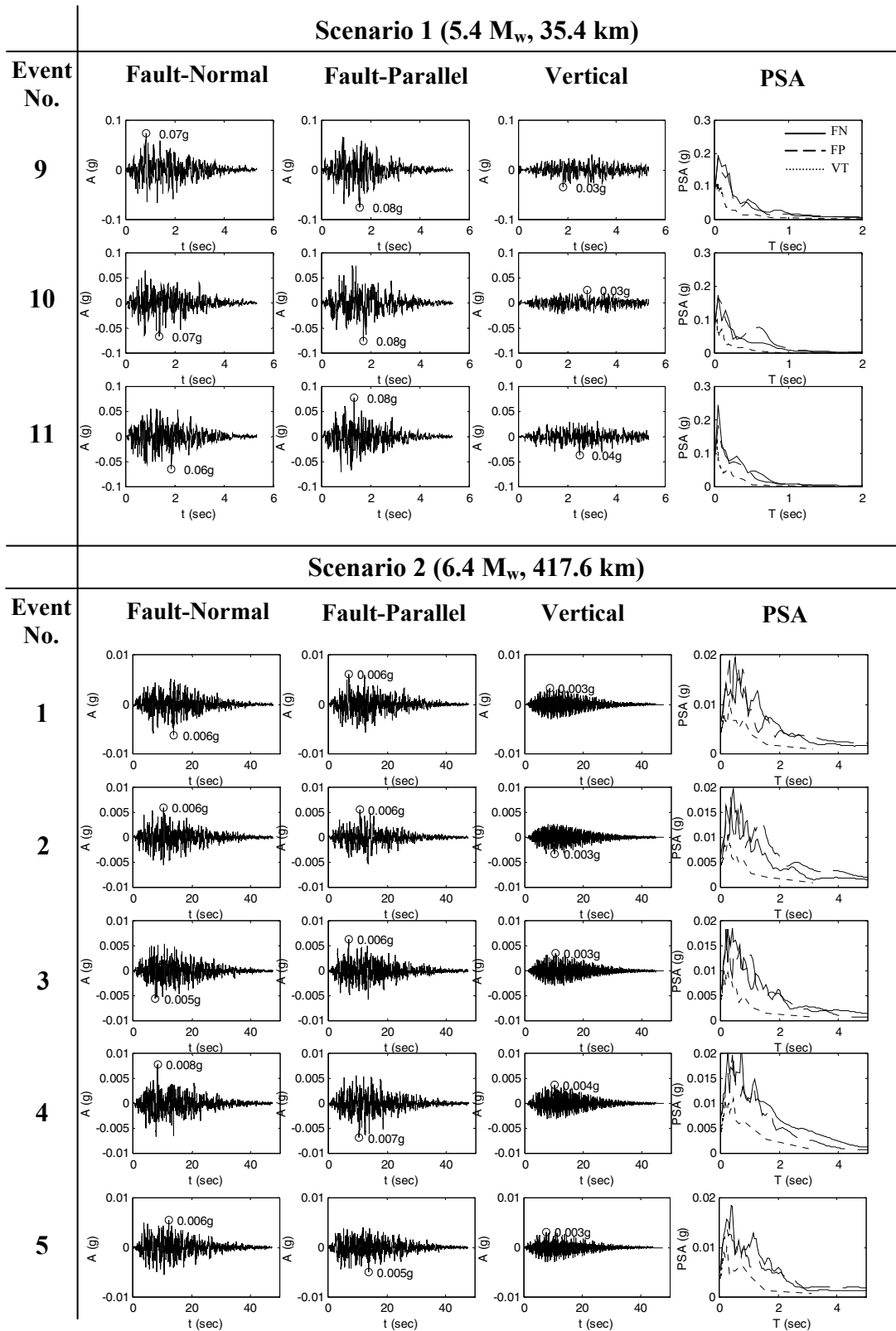
**Figure B-3 New York : 10% Probability of Exceedance in 50 Years Short Ensemble (Cont'd)**



**Scenario 1 (5.4 M<sub>w</sub>, 35.4 km)**

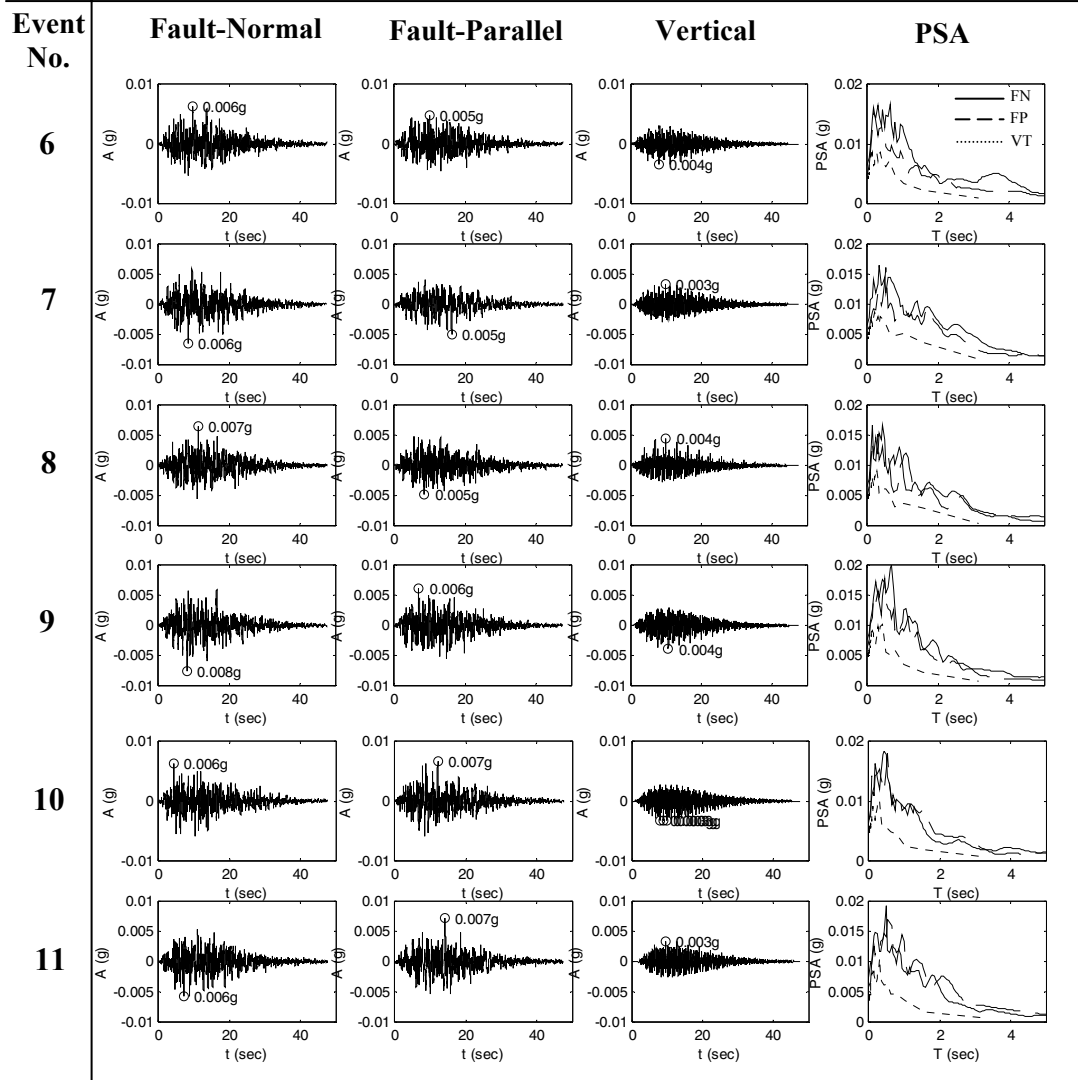


**Figure B-4 New York : 20% Probability of Exceedance in 50 Years Short Ensemble**

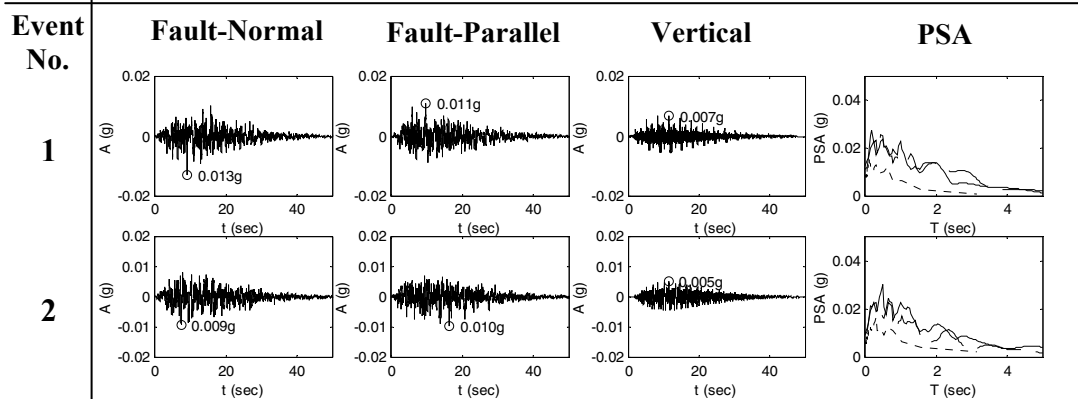


**Figure B-4 New York : 20% Probability of Exceedance in 50 Years  
Short Ensemble (Cont'd)**

**Scenario 2 (6.4 M<sub>w</sub>, 417.6 km)**

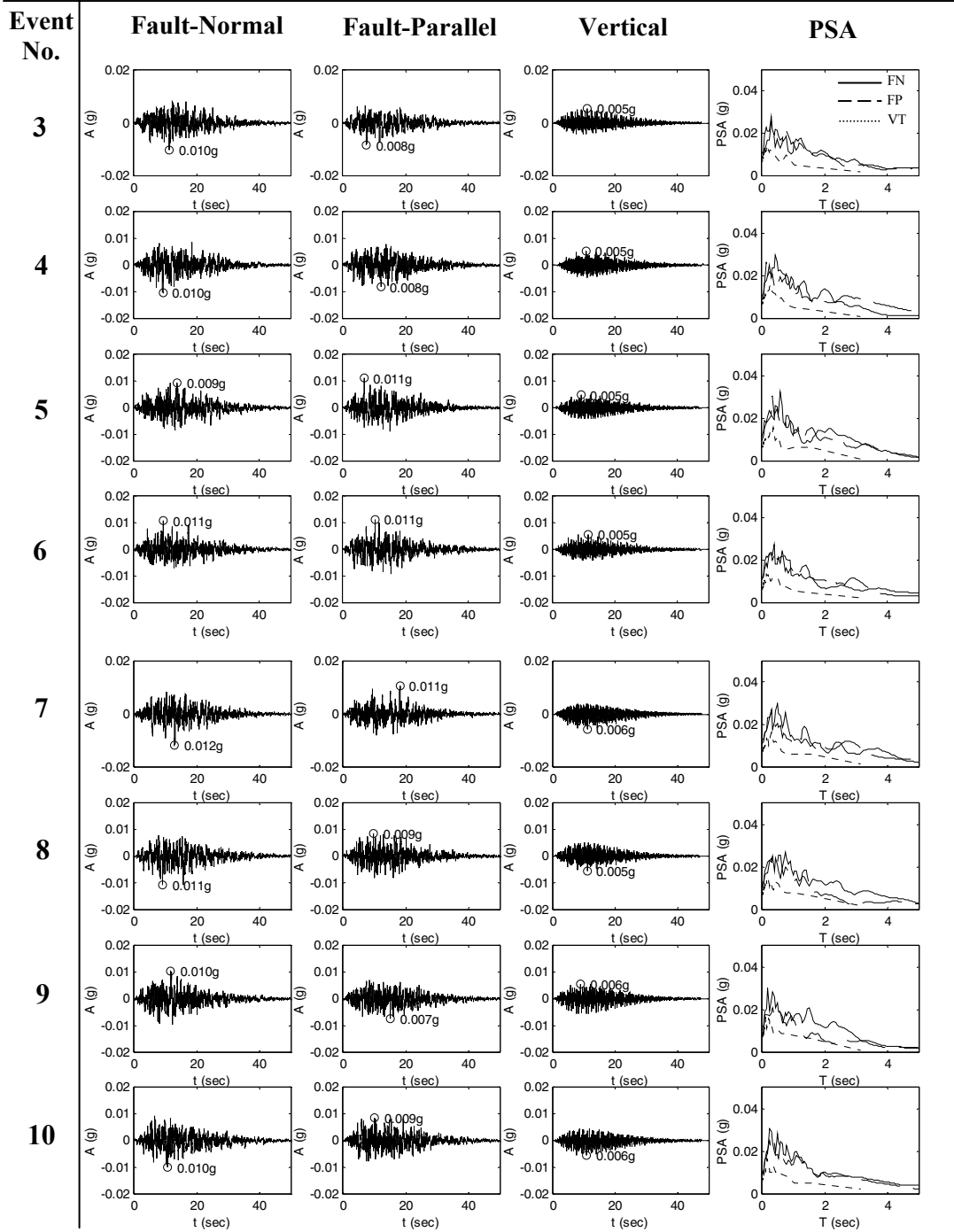


**Scenario 3 (6.8 M<sub>w</sub>, 415.2 km)**



**Figure B-4 New York : 20% Probability of Exceedance in 50 Years  
Short Ensemble (Cont'd)**

**Scenario 3 (6.8 M<sub>w</sub>, 415.2 km)**



**Figure B-4 New York : 20% Probability of Exceedance in 50 Years Short Ensemble (Cont'd)**

Scenario 4 (7.4 M<sub>w</sub>, 392.3 km)

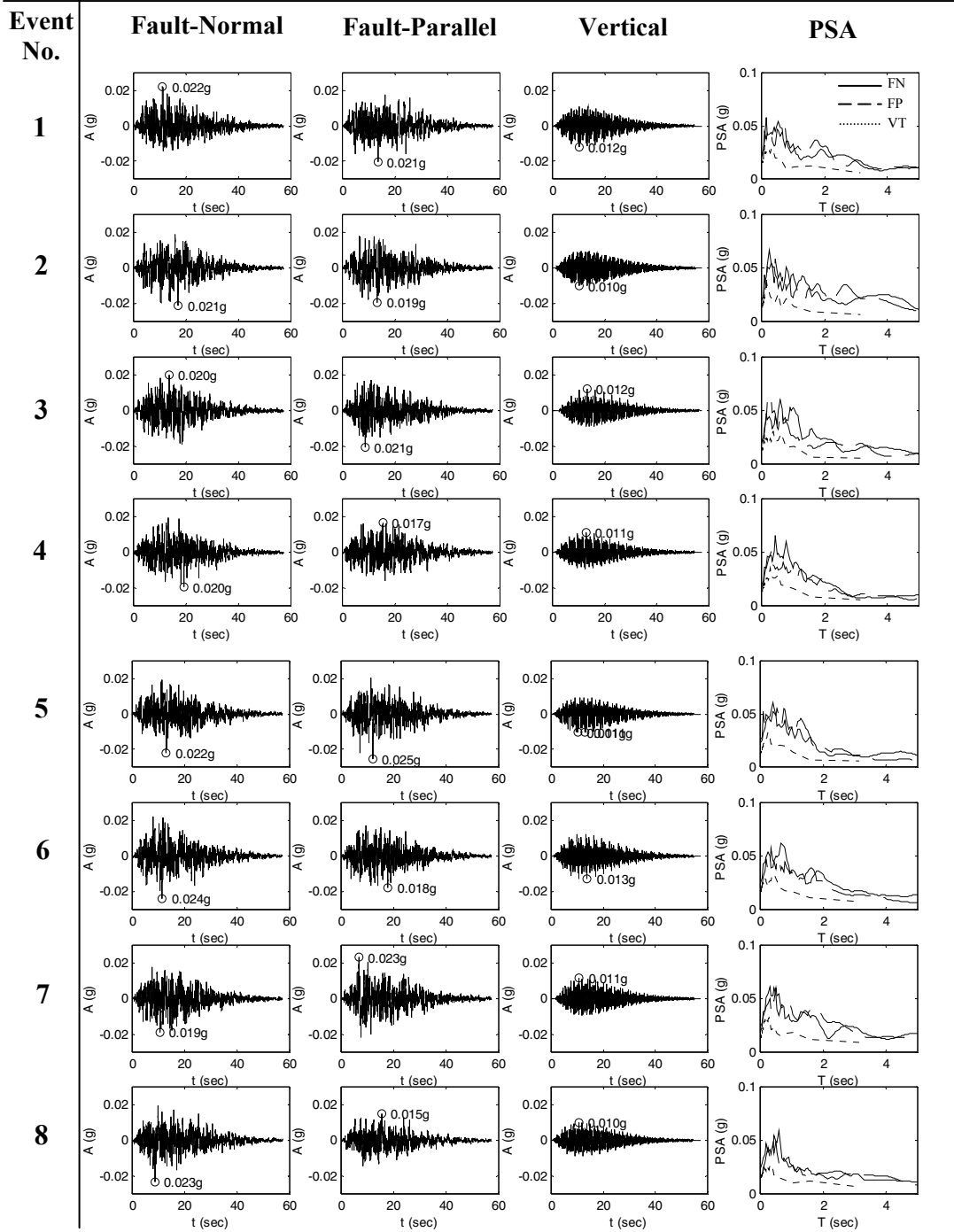
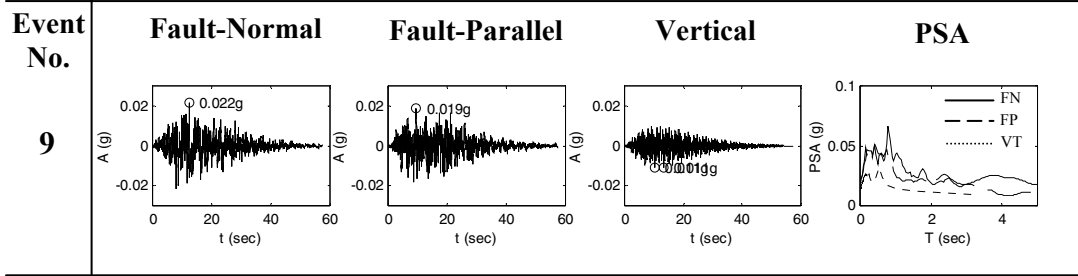
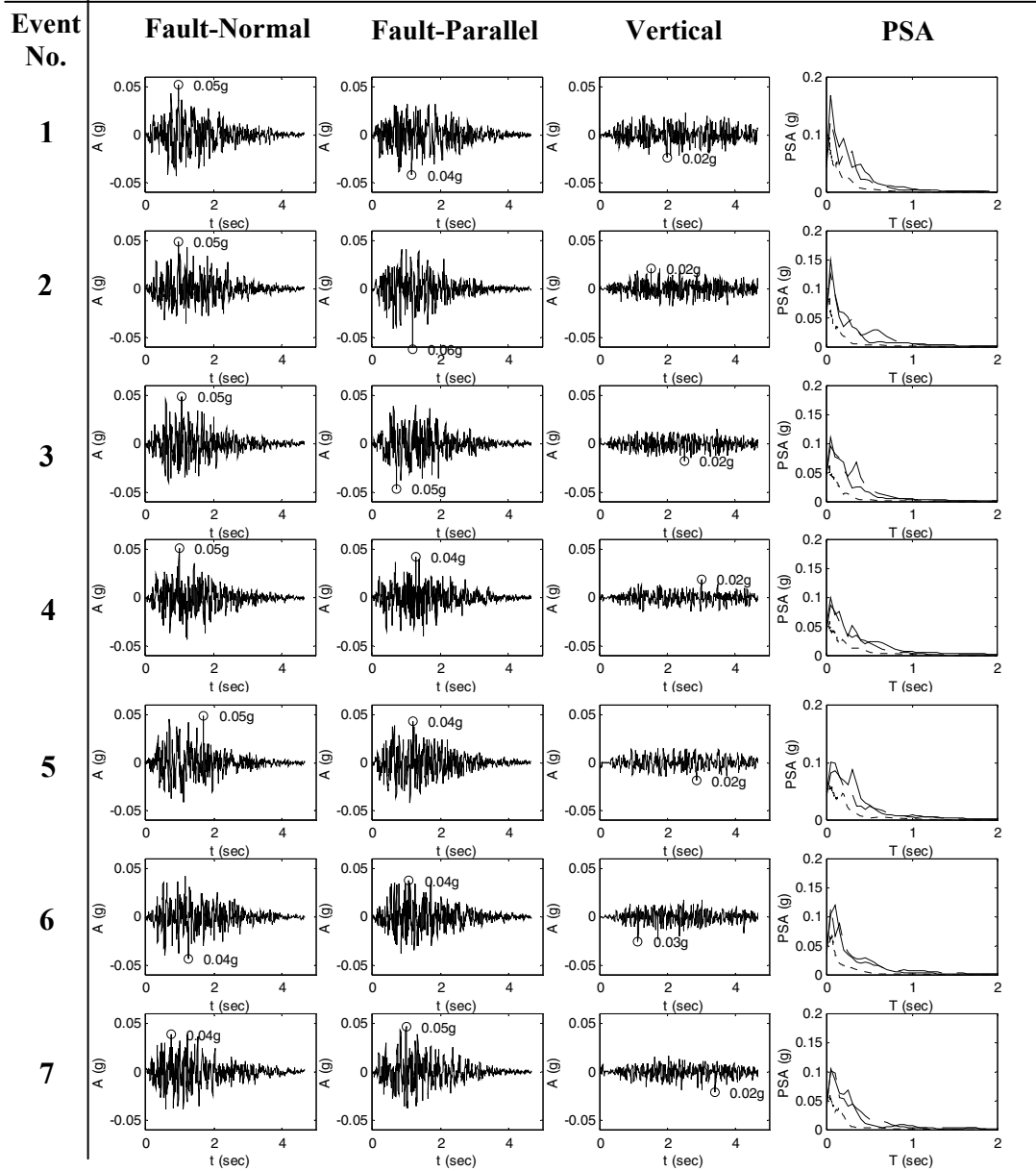


Figure B-4 New York : 20% Probability of Exceedance in 50 Years Short Ensemble (Cont'd)

**Scenario 4 (7.4 M<sub>w</sub>, 392.3 km)**

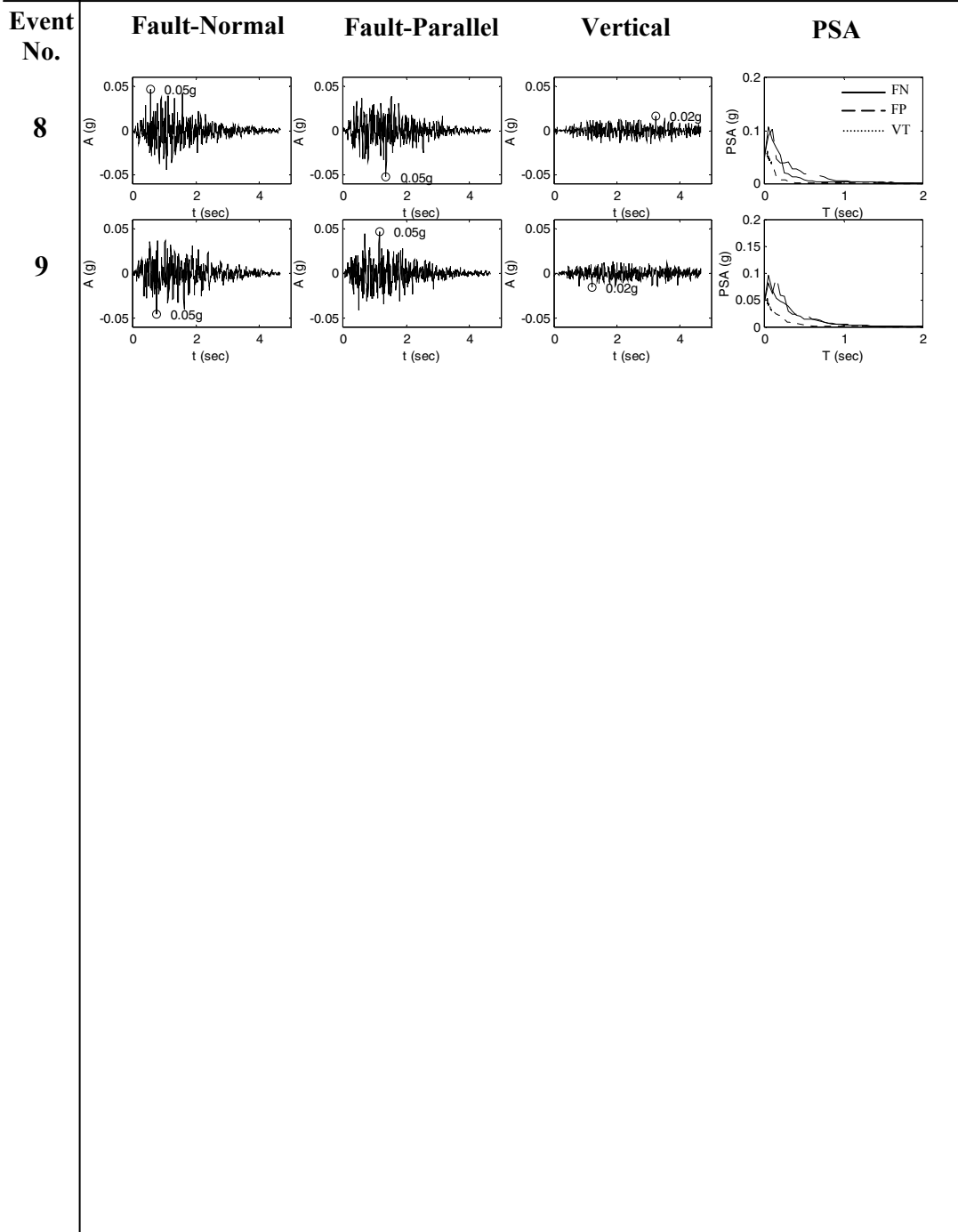


**Scenario 5 (5.0 M<sub>w</sub>, 35.3 km)**



**Figure B-4 New York : 20% Probability of Exceedance in 50 Years  
Short Ensemble (Cont'd)**

**Scenario 5 (5.0  $M_w$ , 35.3 km)**

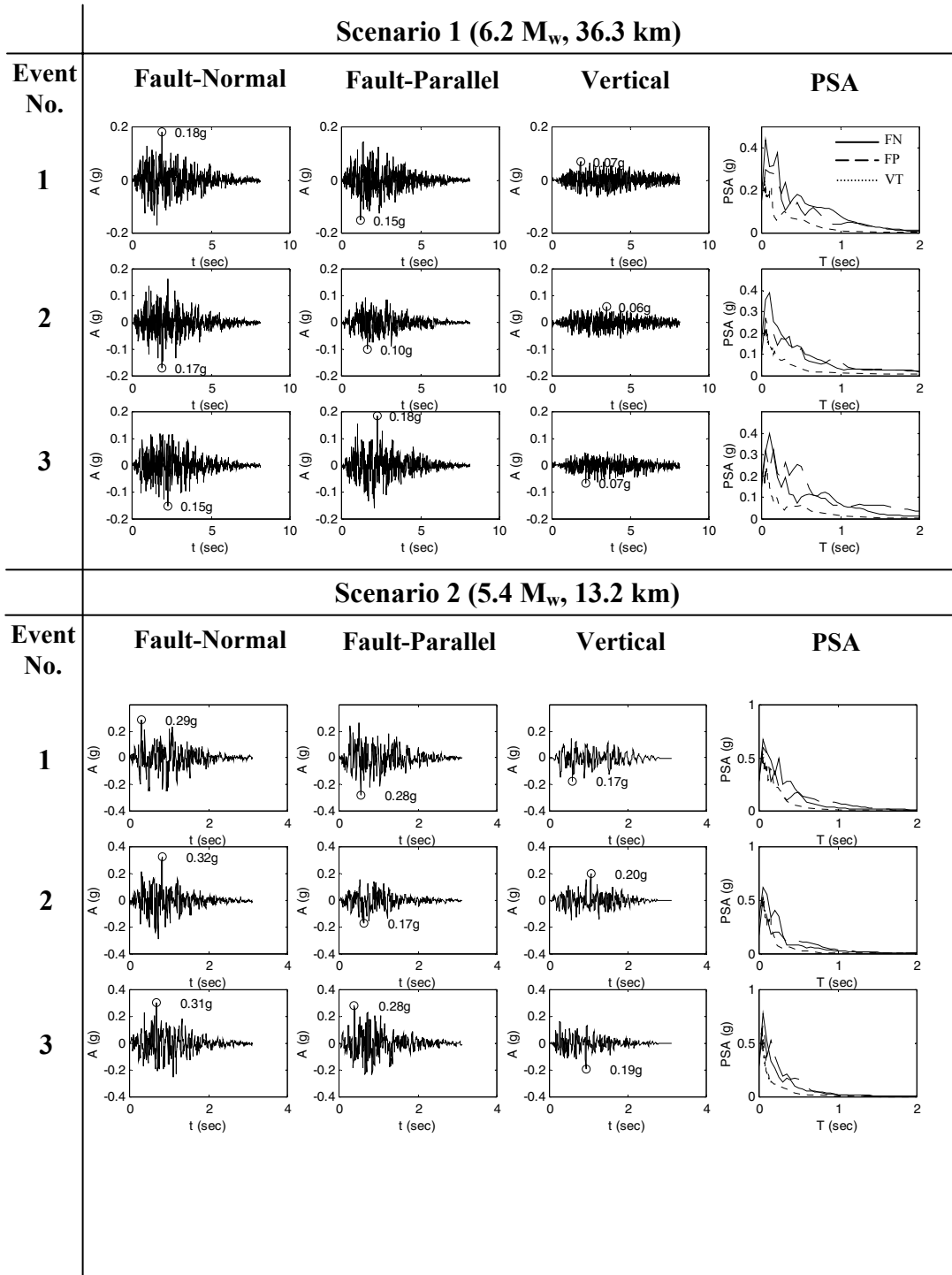


**Figure B-4 New York : 20% Probability of Exceedance in 50 Years Short Ensemble (Cont'd)**

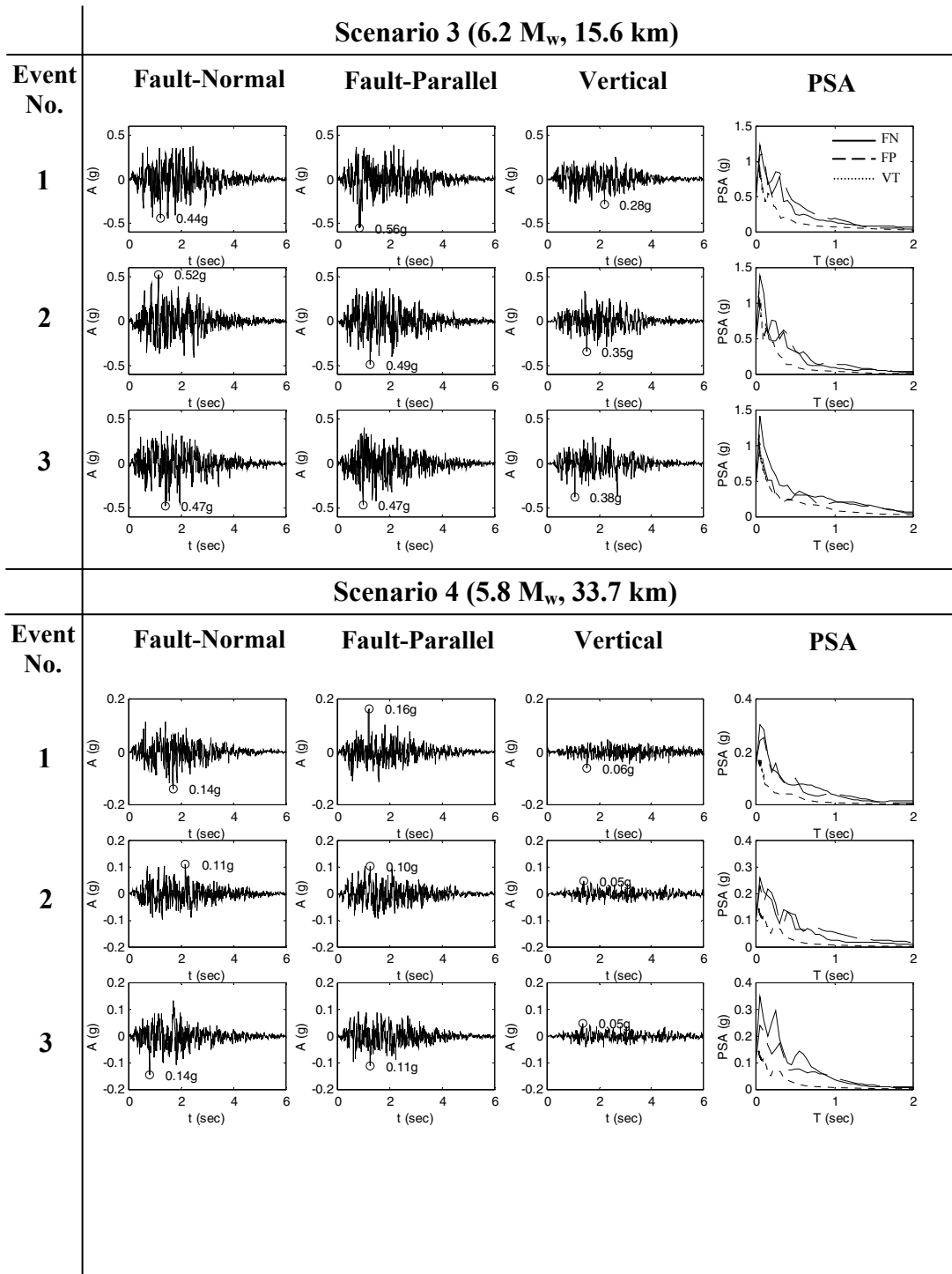




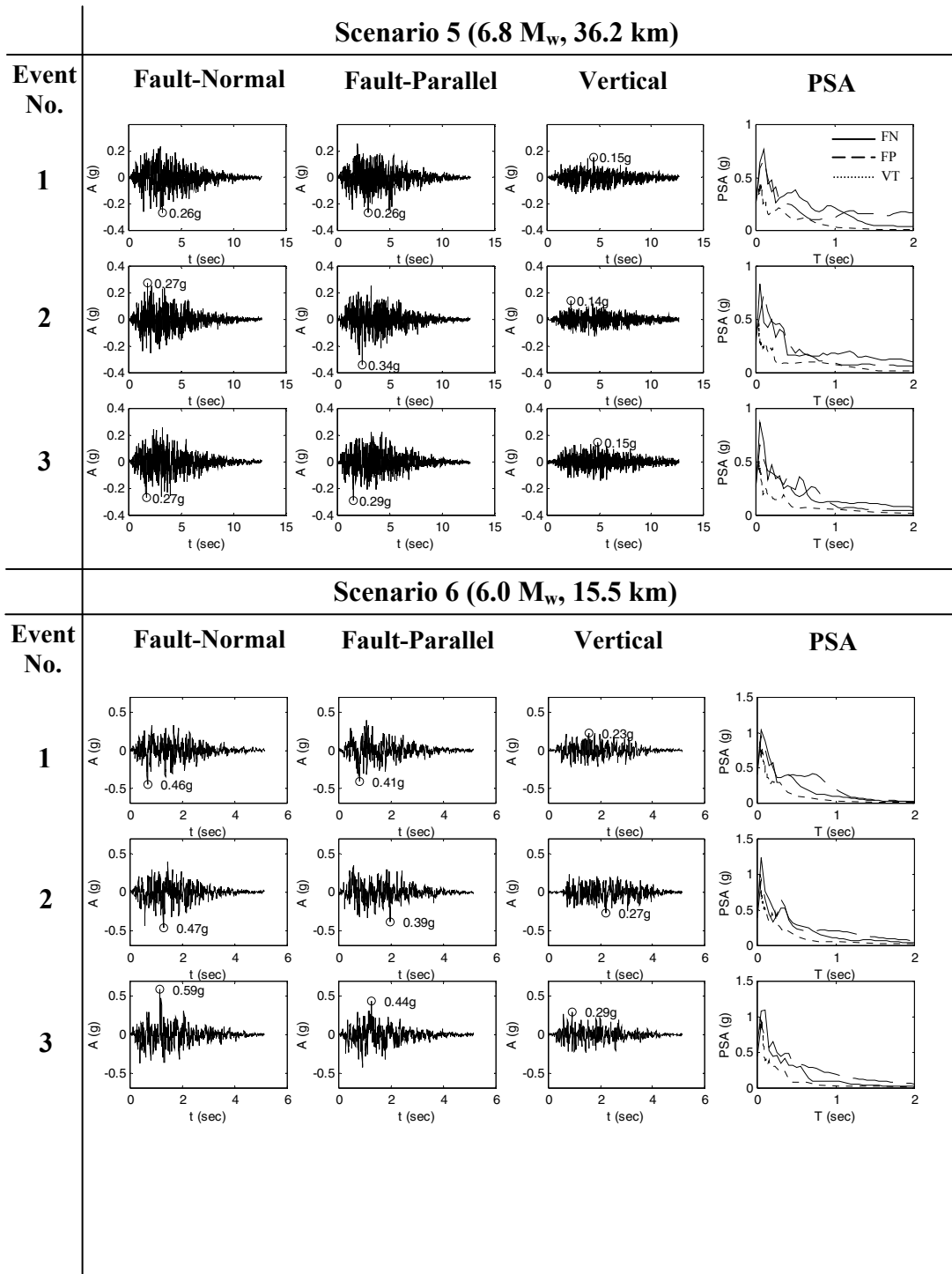
**APPENDIX C  
EAST-COAST ACCELEROGRAMS AND RESPONSE SPECTRA  
(LONG ENSEMBLE)**



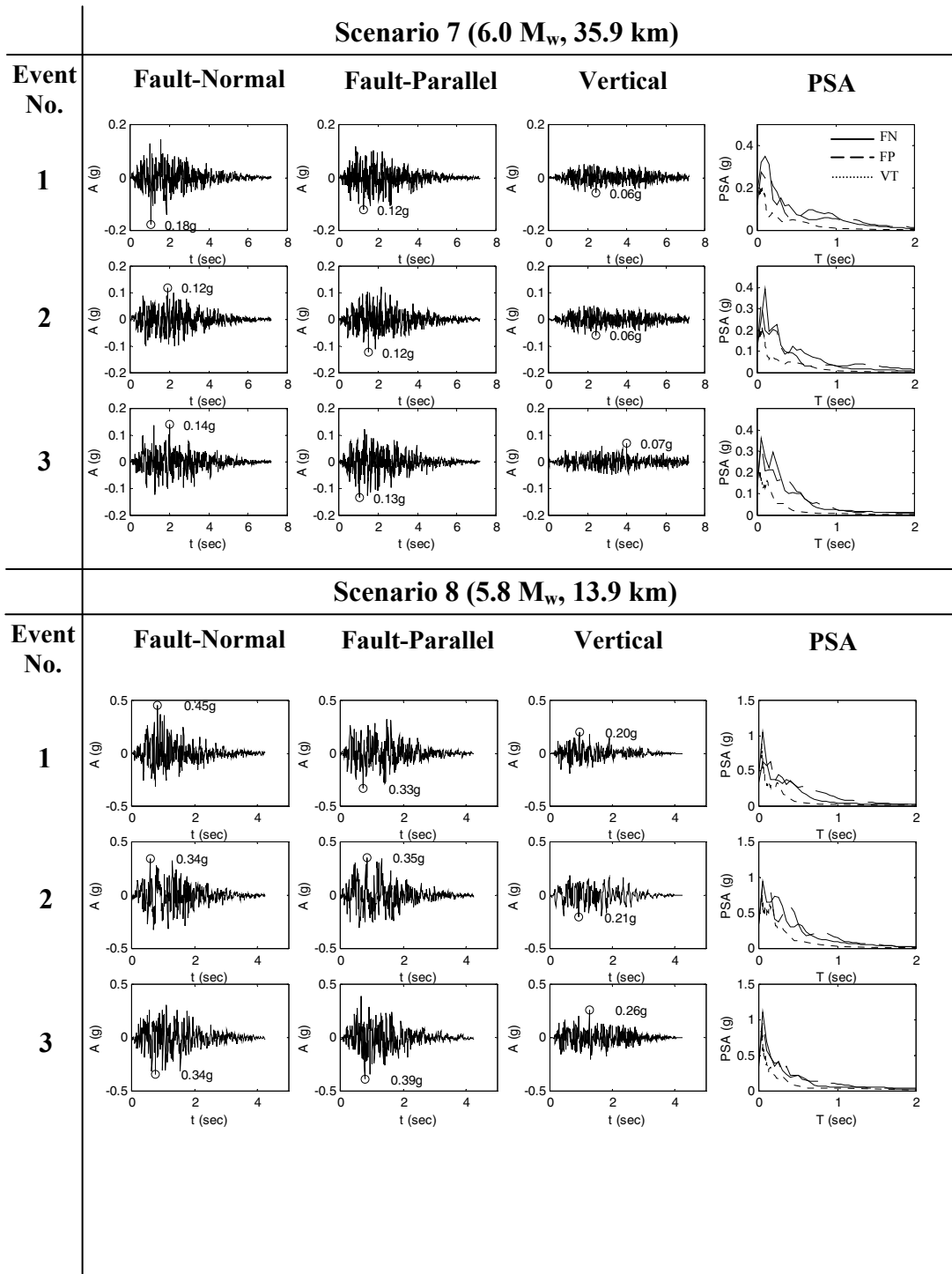
**Figure C-1 New York : 2% Probability of Exceedance in 50 Years  
Long Ensemble**



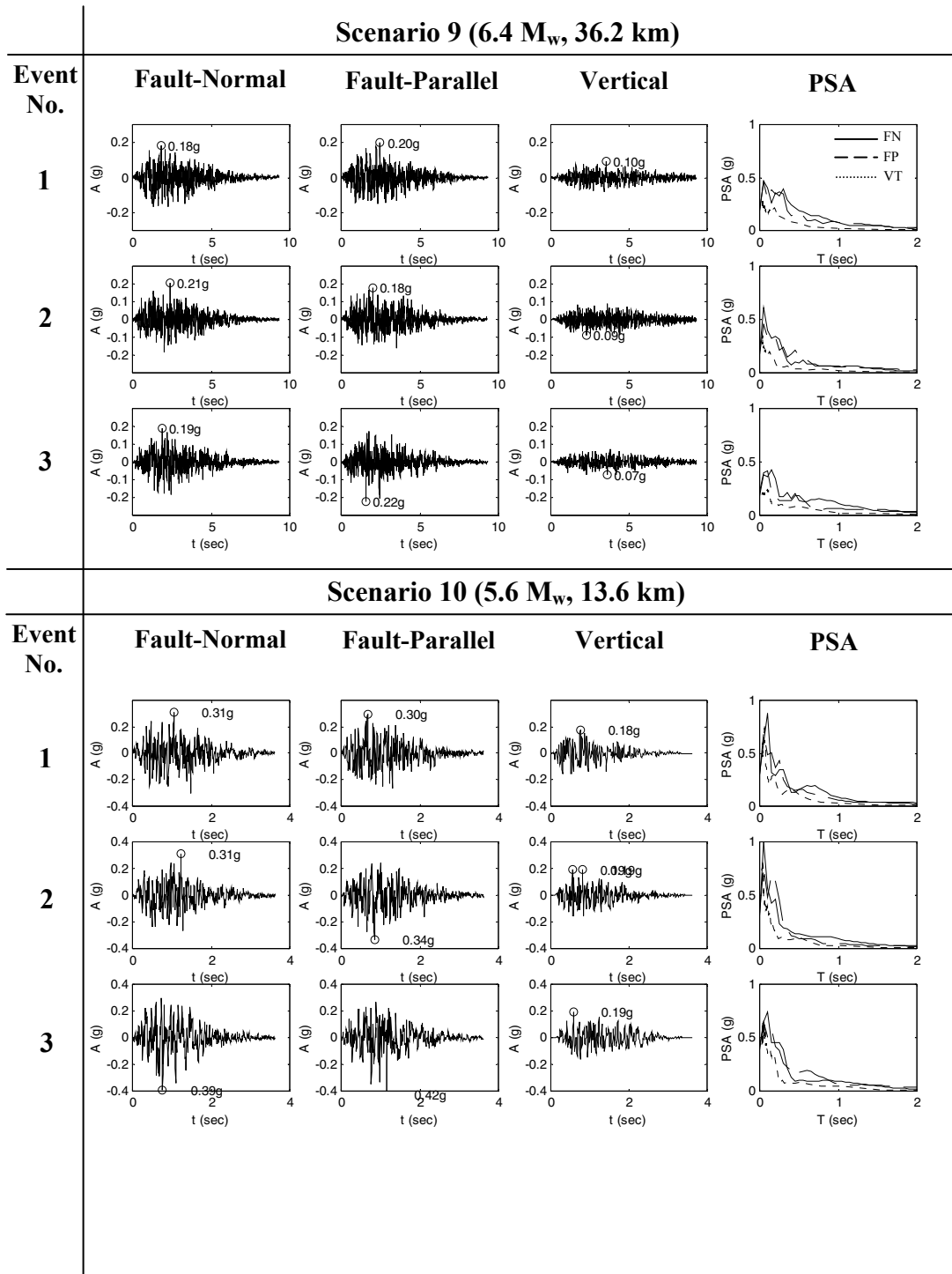
**Figure C-1 New York : 2% Probability of Exceedance in 50 Years  
Long Ensemble (Cont'd)**



**Figure C-1 New York : 2% Probability of Exceedance in 50 Years Long Ensemble (Cont'd)**



**Figure C-1 New York : 2% Probability of Exceedance in 50 Years Long Ensemble (Cont'd)**



**Figure C-1 New York : 2% Probability of Exceedance in 50 Years Long Ensemble (Cont'd)**

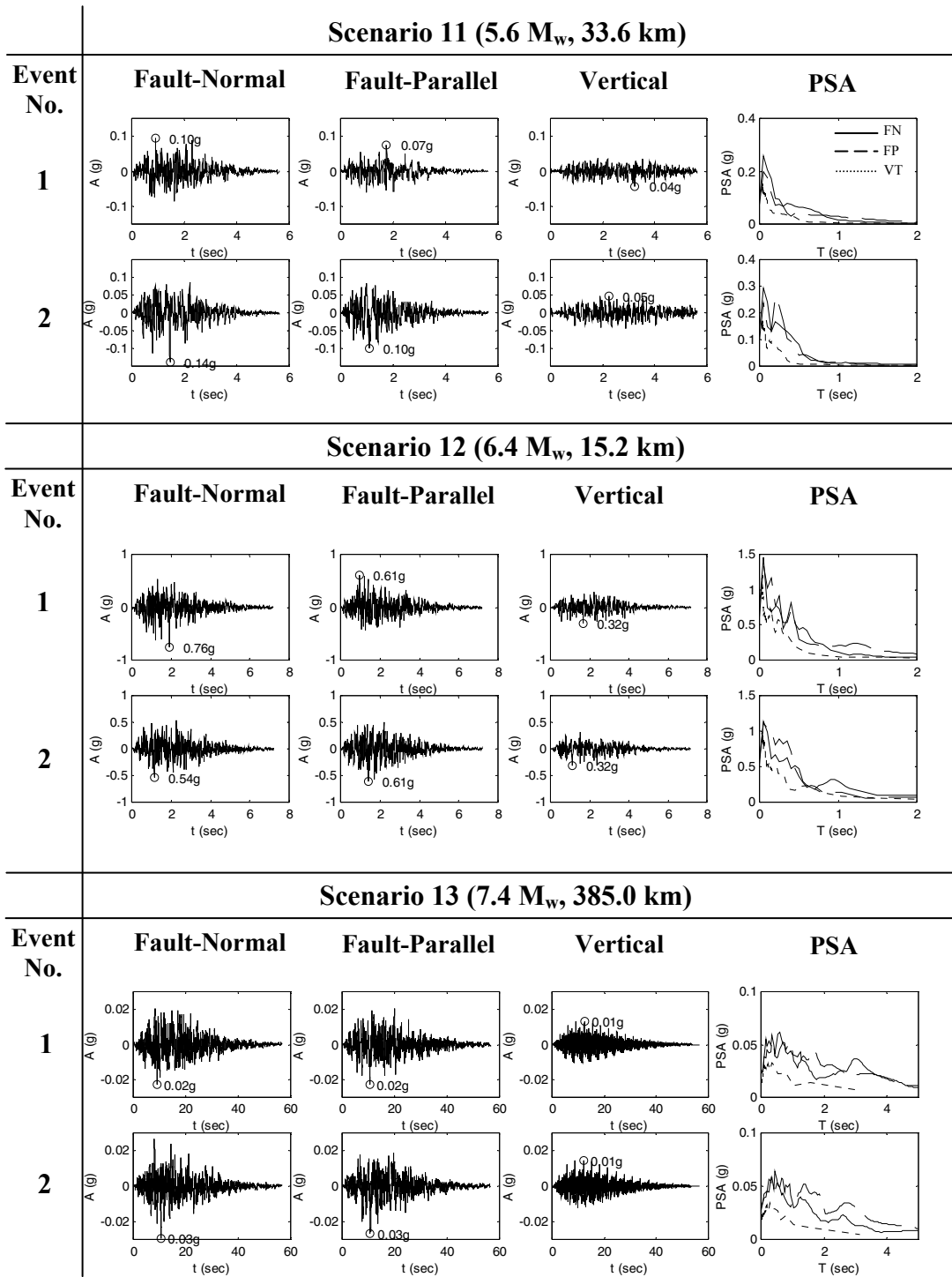


Figure C-1 New York : 2% Probability of Exceedance in 50 Years Long Ensemble (Cont'd)

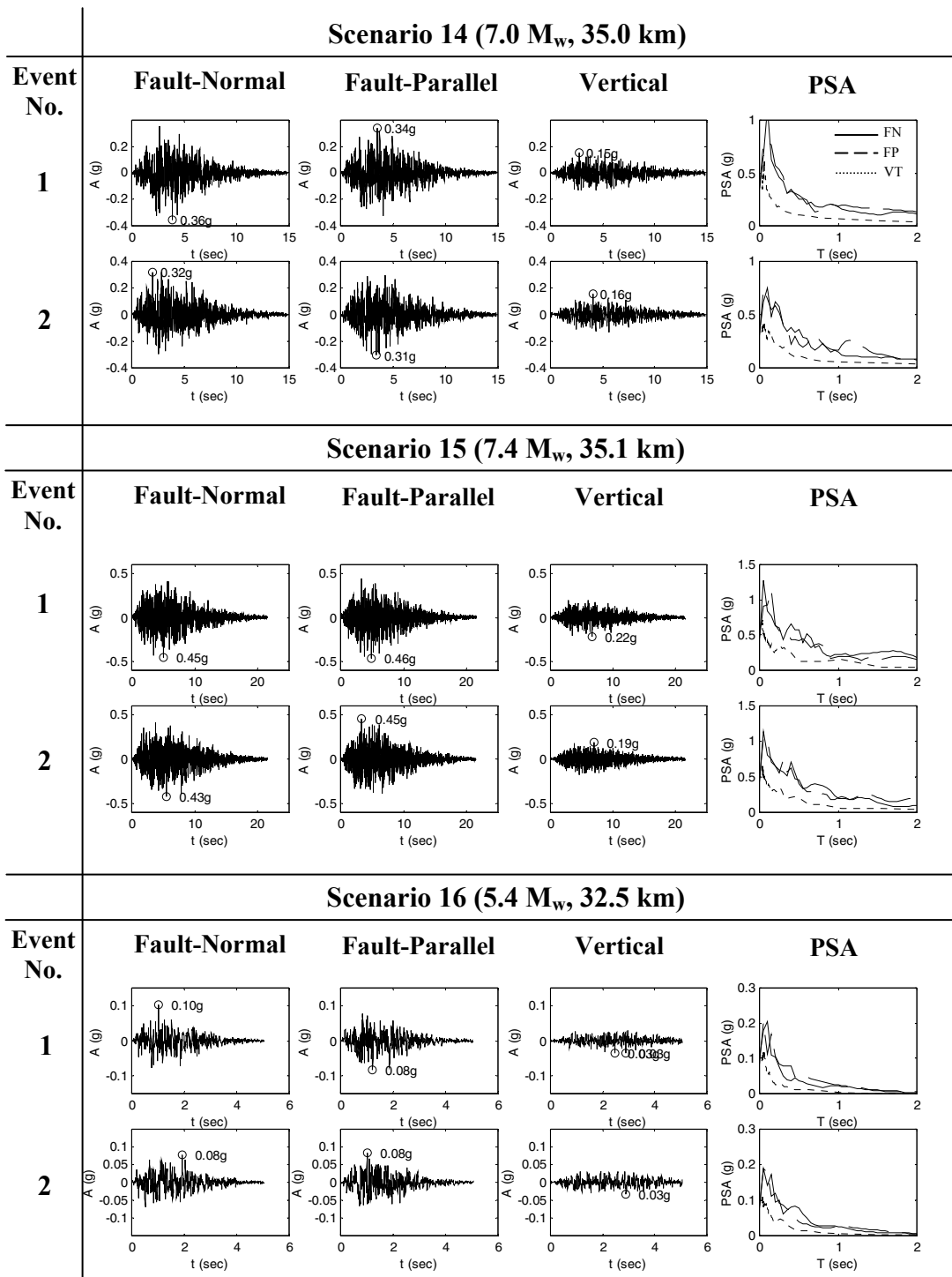


Figure C-1 New York : 2% Probability of Exceedance in 50 Years Long Ensemble (Cont'd)

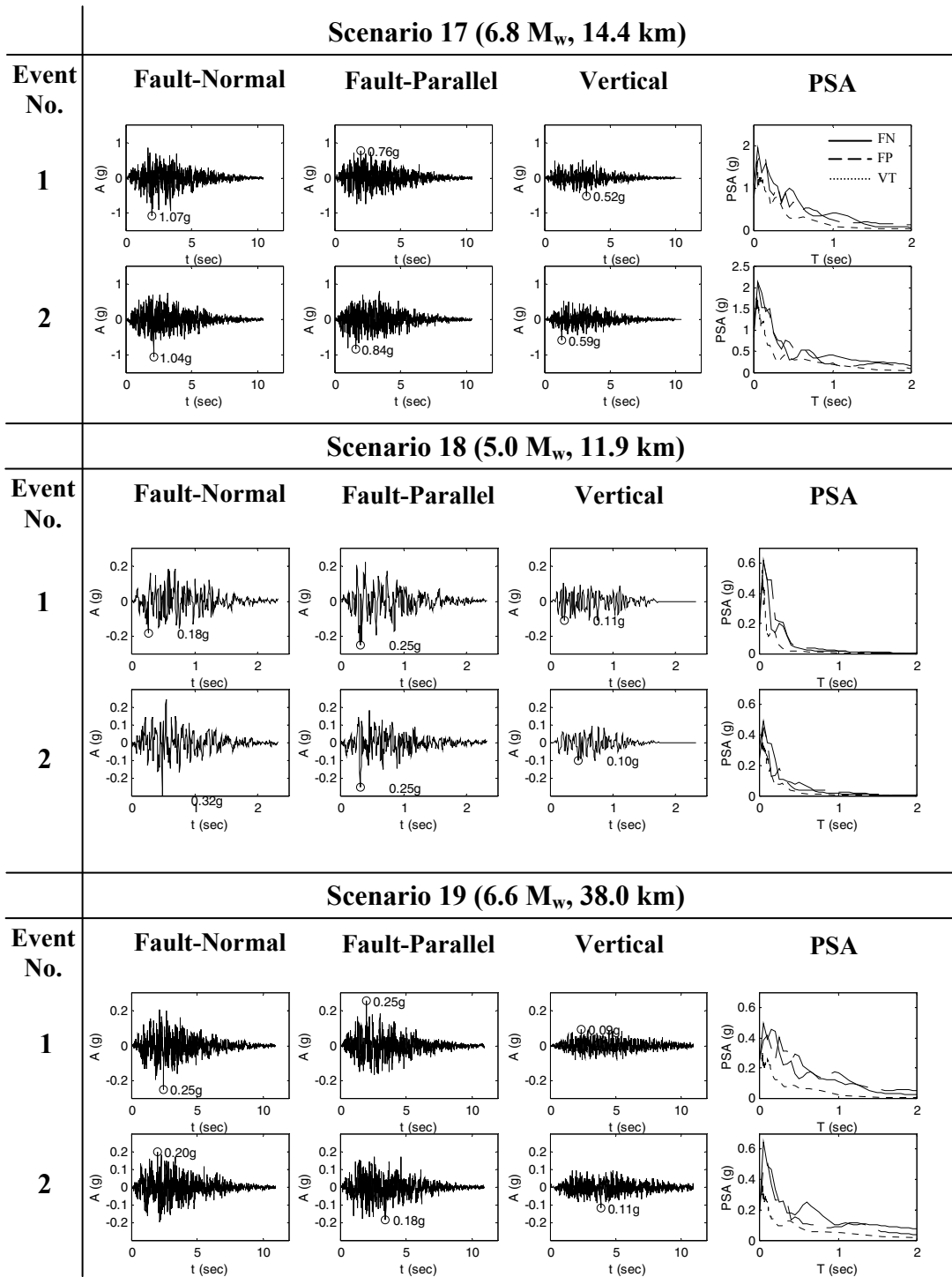


Figure C-1 New York : 2% Probability of Exceedance in 50 Years Long Ensemble (Cont'd)



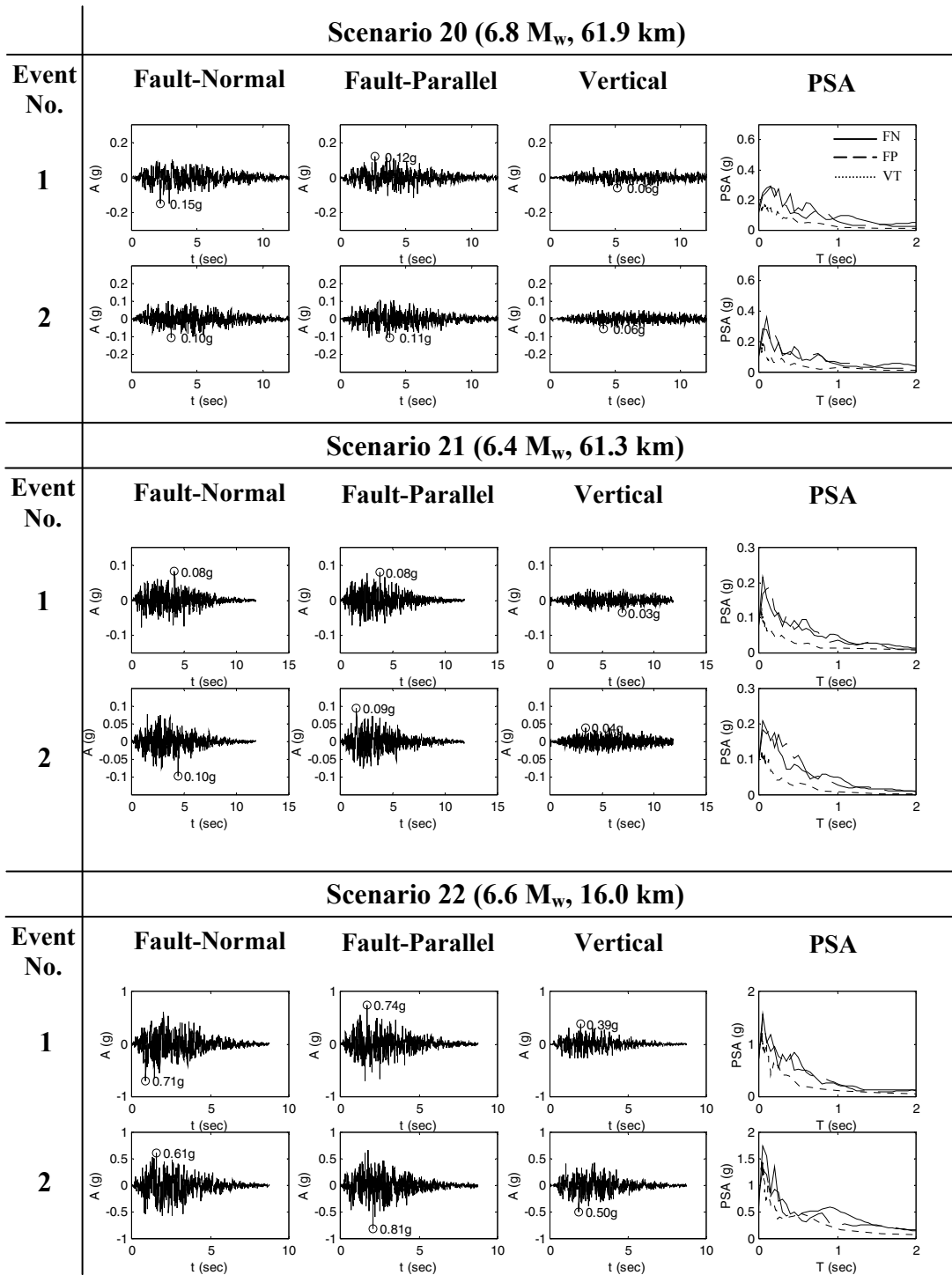


Figure C-1 New York : 2% Probability of Exceedance in 50 Years Long Ensemble (Cont'd)

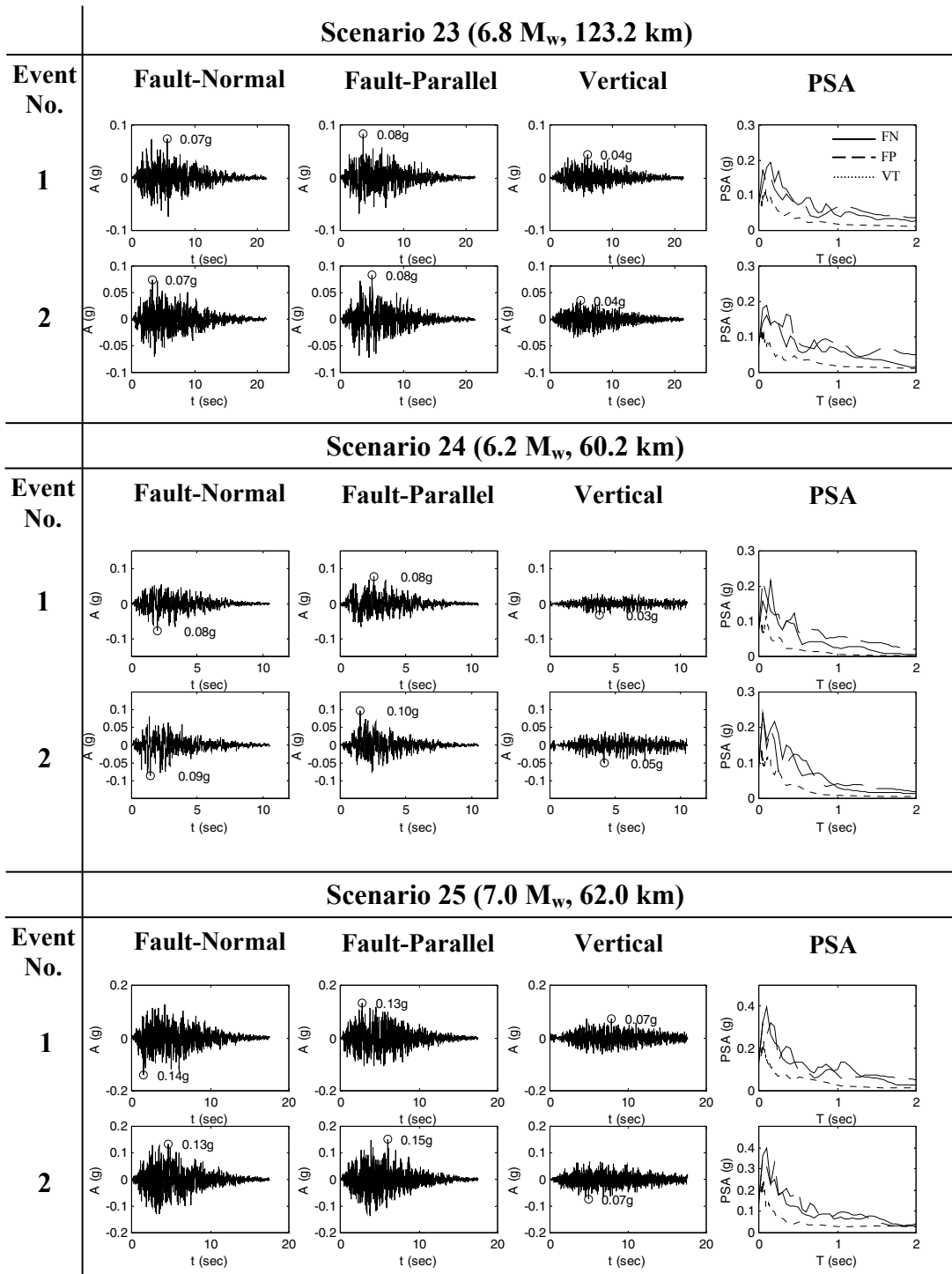


Figure C-1 New York : 2% Probability of Exceedance in 50 Years Long Ensemble (Cont'd)

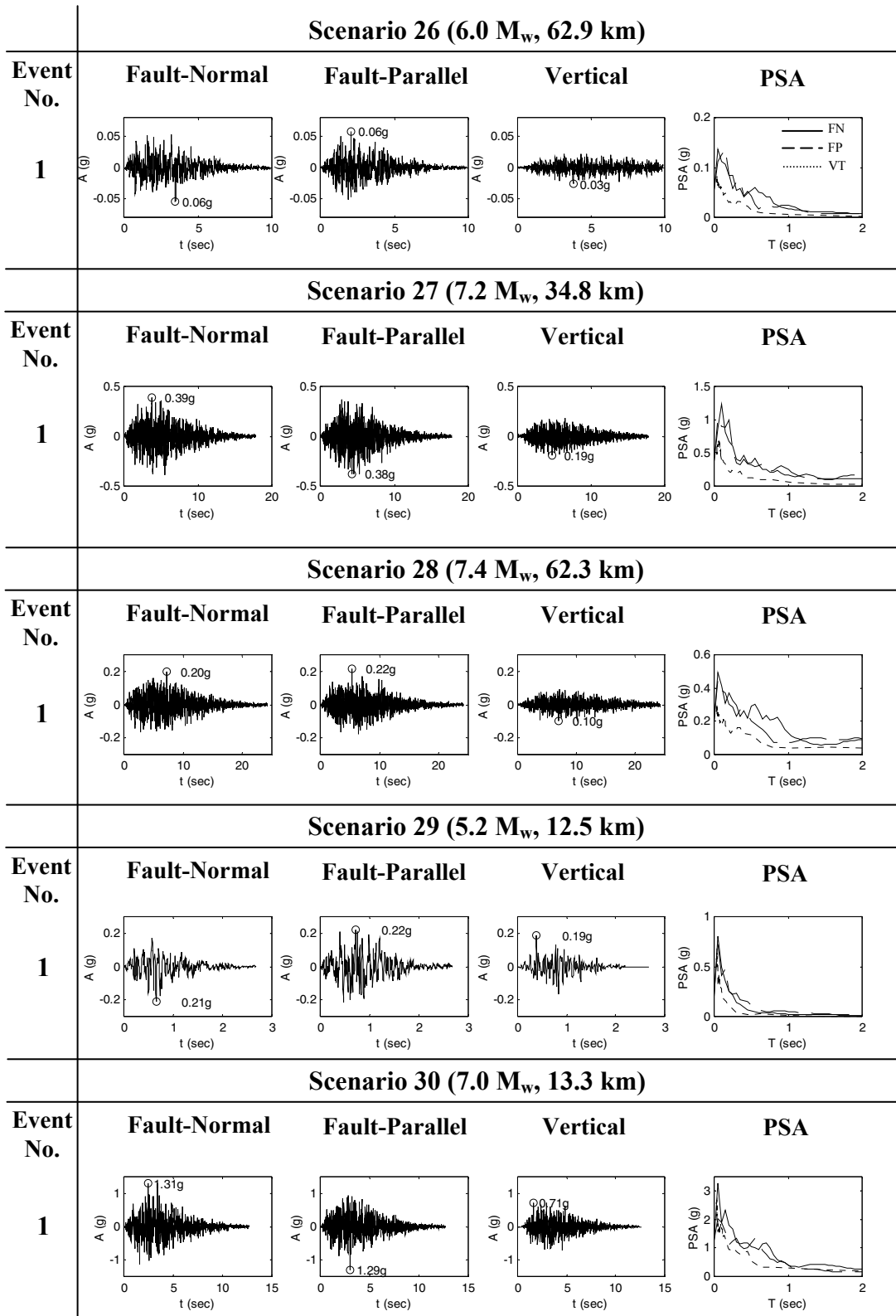


Figure C-1 New York : 2% Probability of Exceedance in 50 Years Long Ensemble (Cont'd)

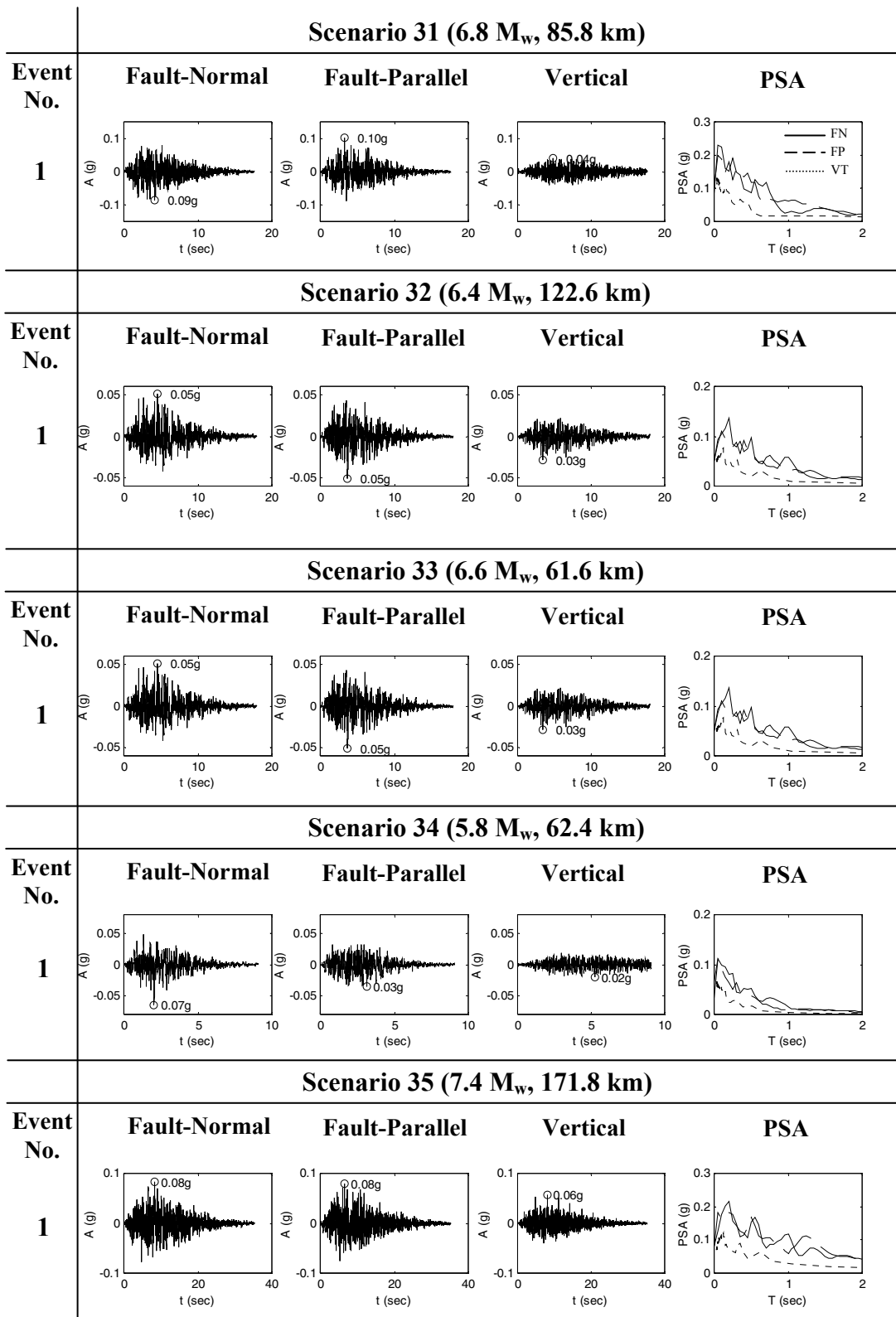


Figure C-1 New York : 2% Probability of Exceedance in 50 Years  
Long Ensemble (Cont'd)

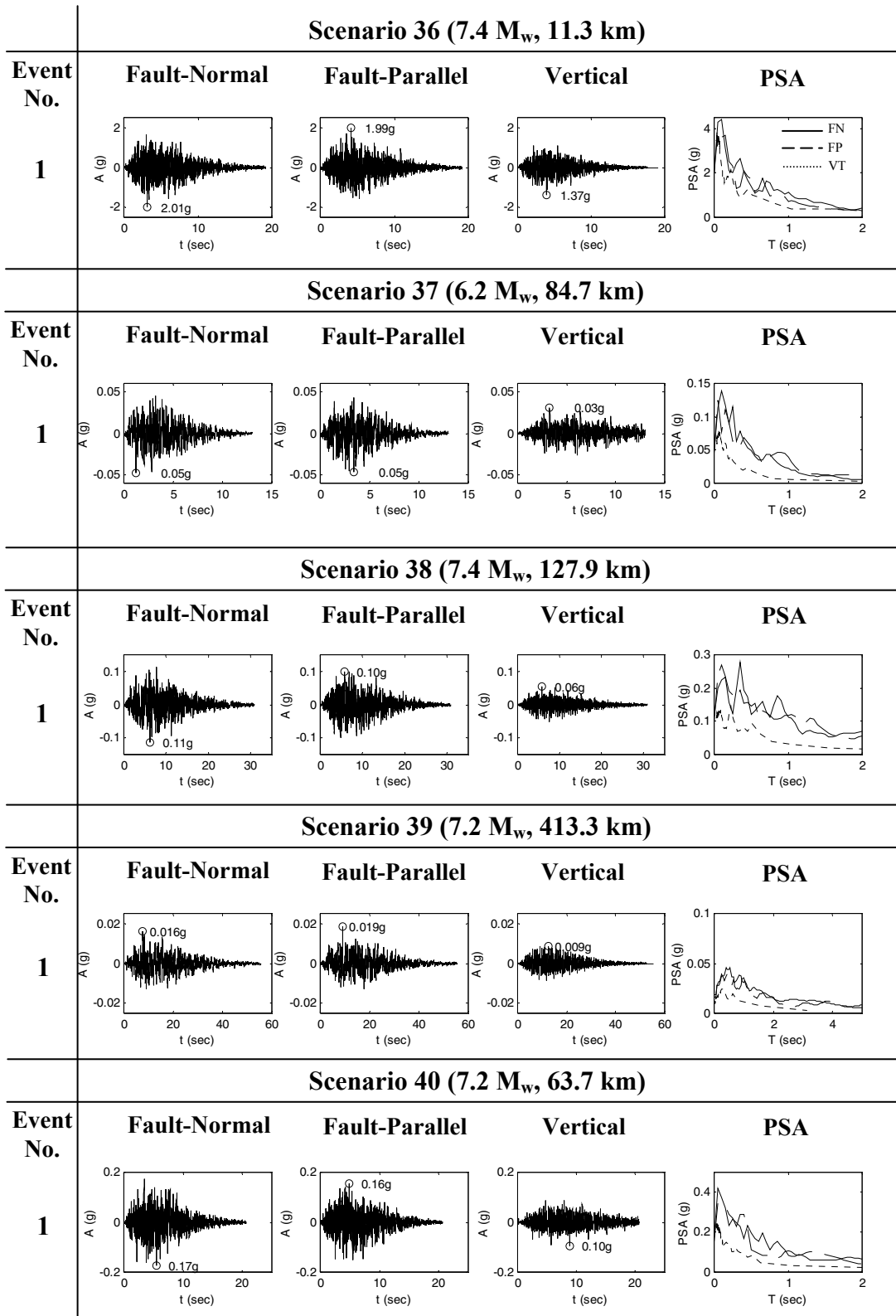
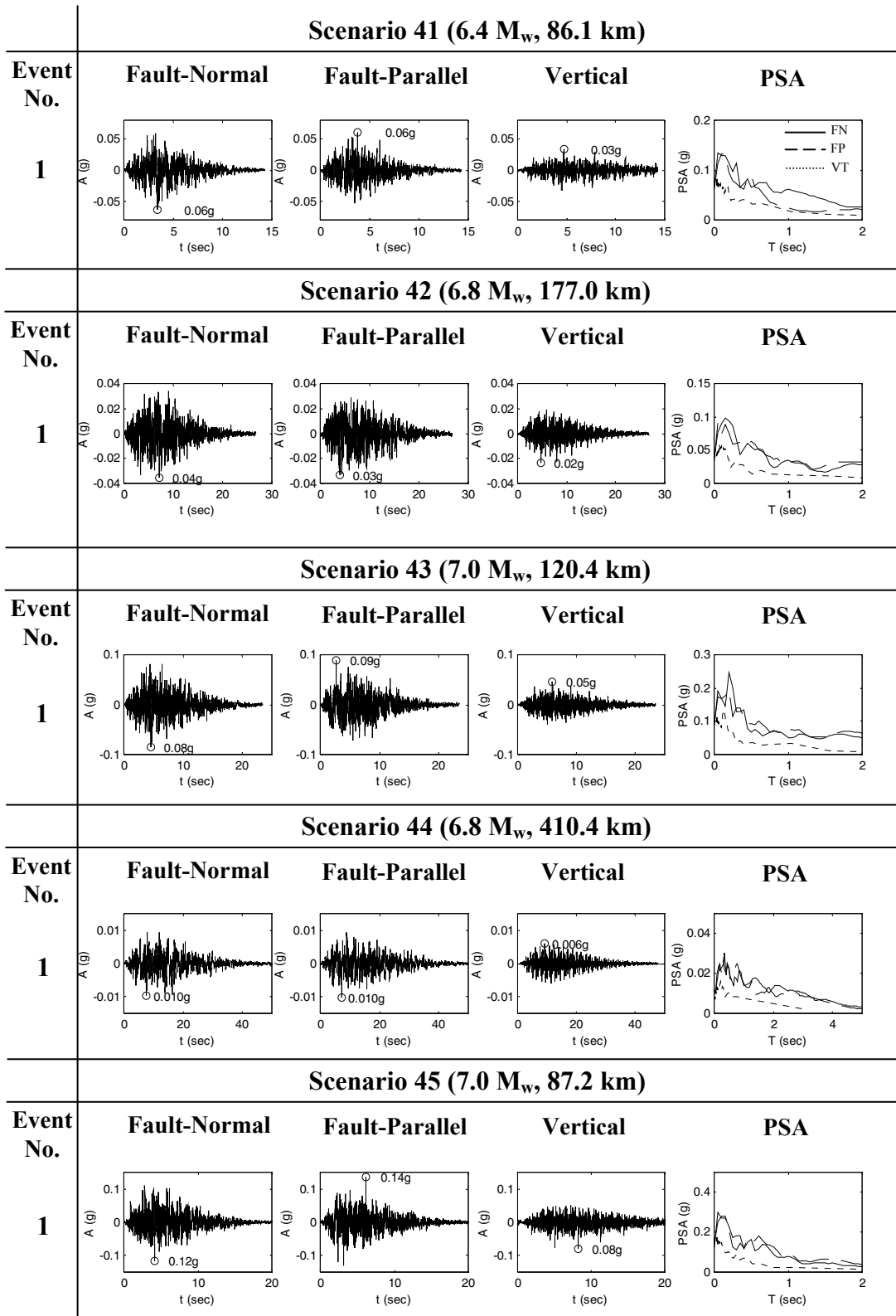


Figure C-1 New York : 2% Probability of Exceedance in 50 Years Long Ensemble (Cont'd)



**Figure C-1 New York : 2% Probability of Exceedance in 50 Years  
Long Ensemble (Cont'd)**

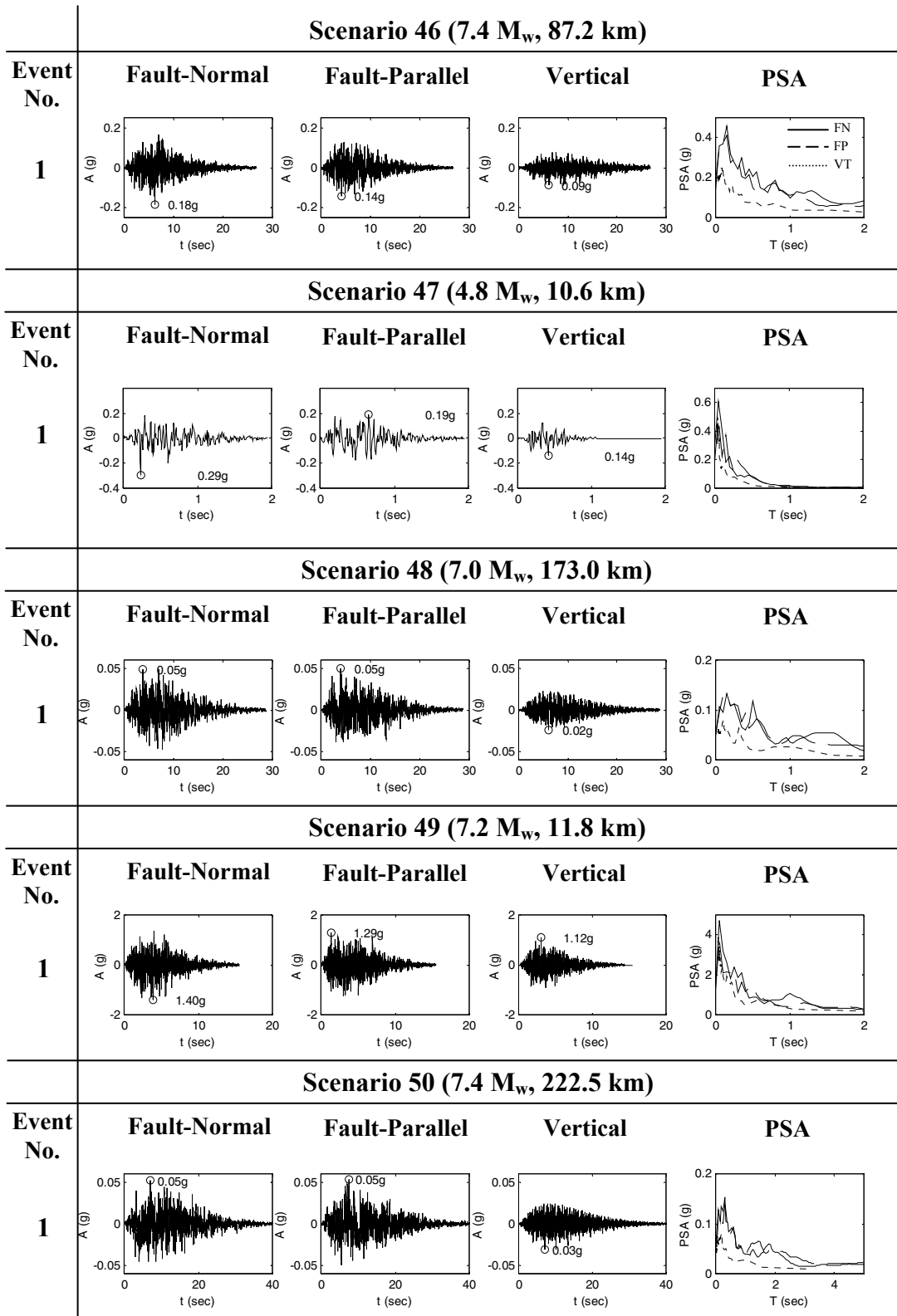
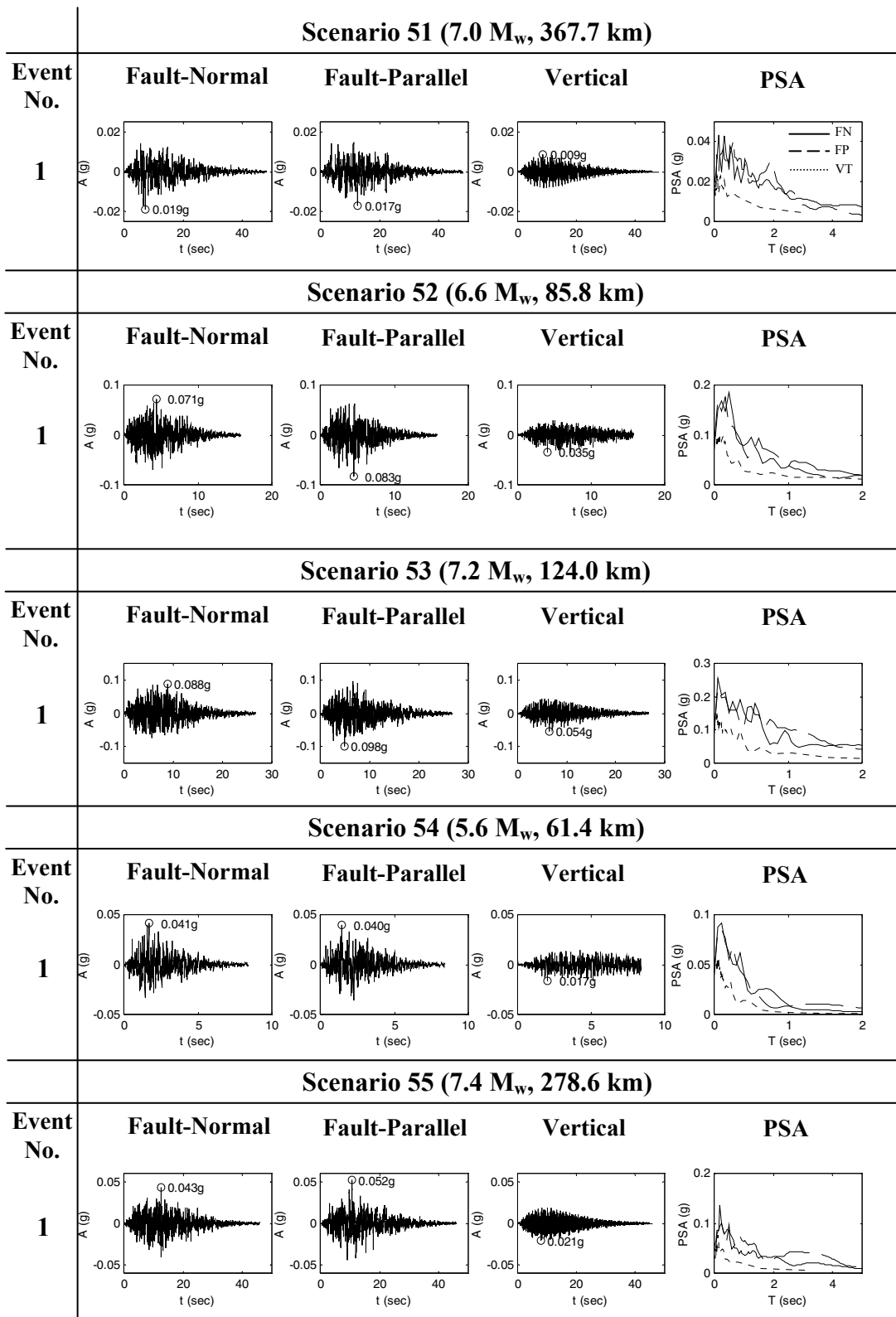


Figure C-1 New York : 2% Probability of Exceedance in 50 Years Long Ensemble (Cont'd)



**Figure C-1 New York : 2% Probability of Exceedance in 50 Years  
Long Ensemble (Cont'd)**



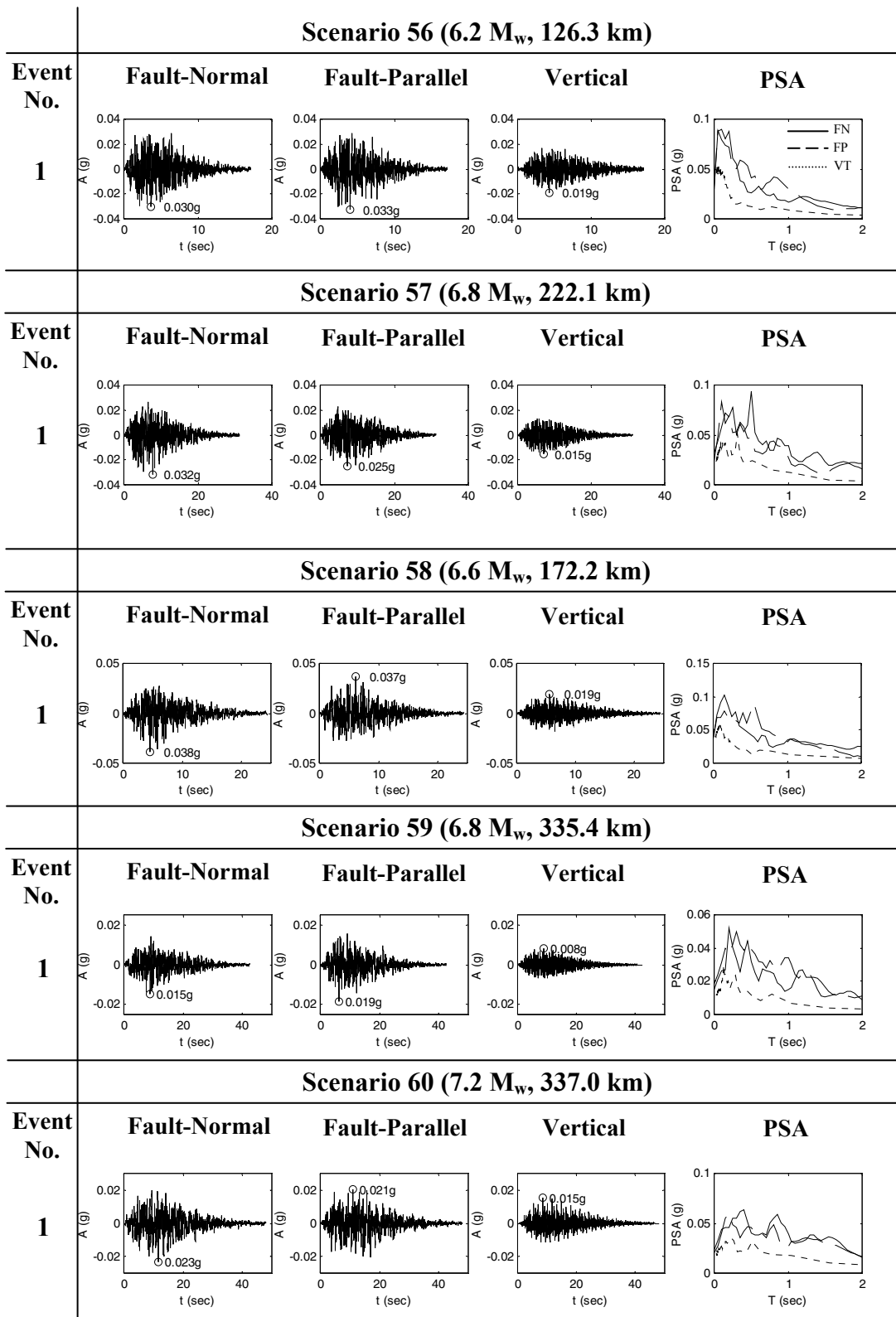


Figure C-1 New York : 2% Probability of Exceedance in 50 Years Long Ensemble (Cont'd)

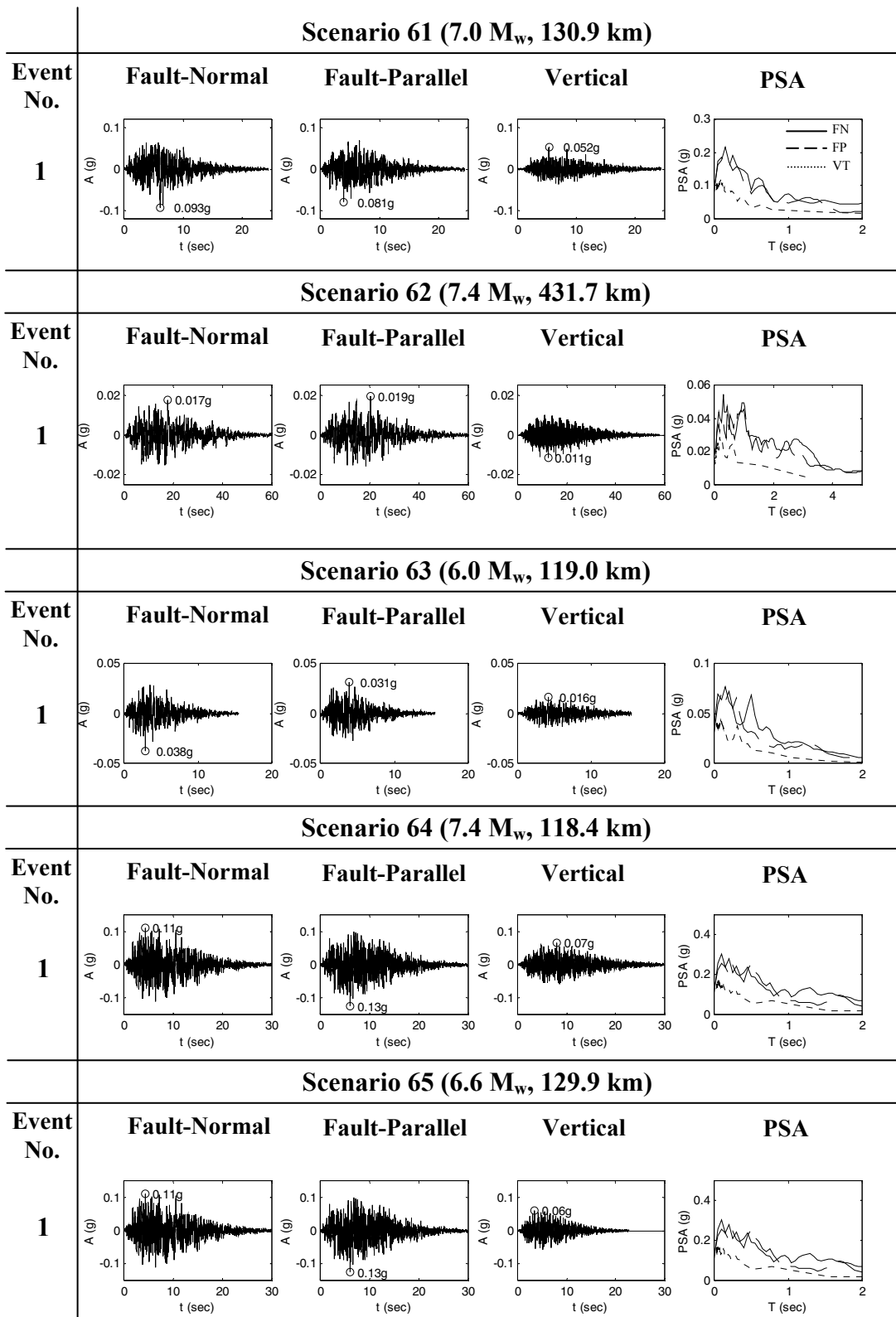
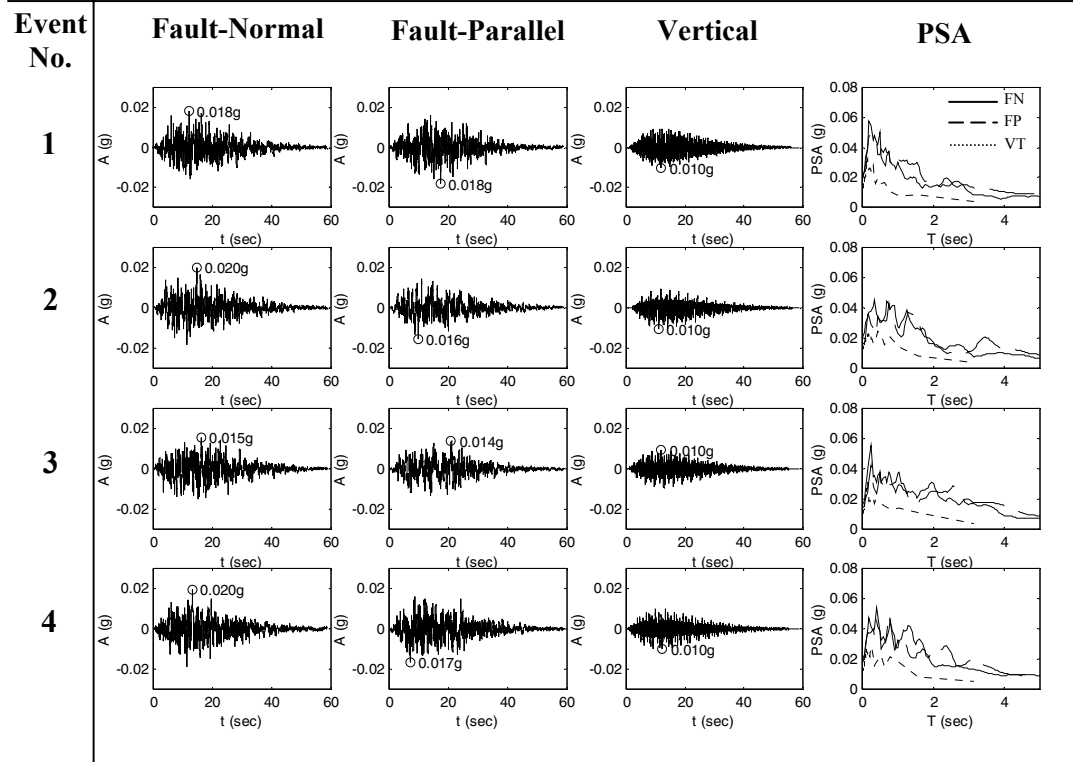
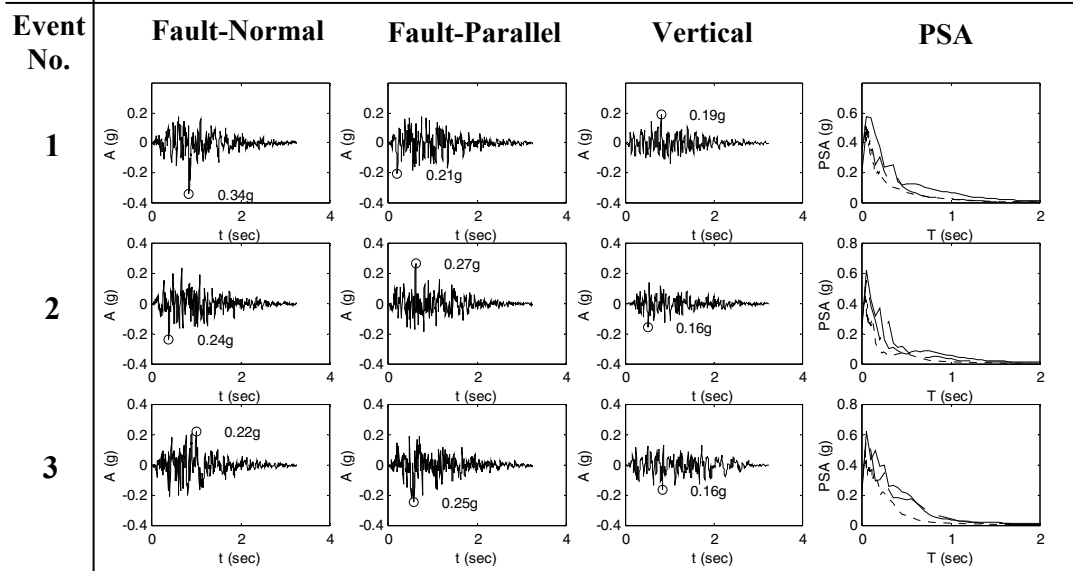


Figure C-1 New York : 2% Probability of Exceedance in 50 Years Long Ensemble (Cont'd)

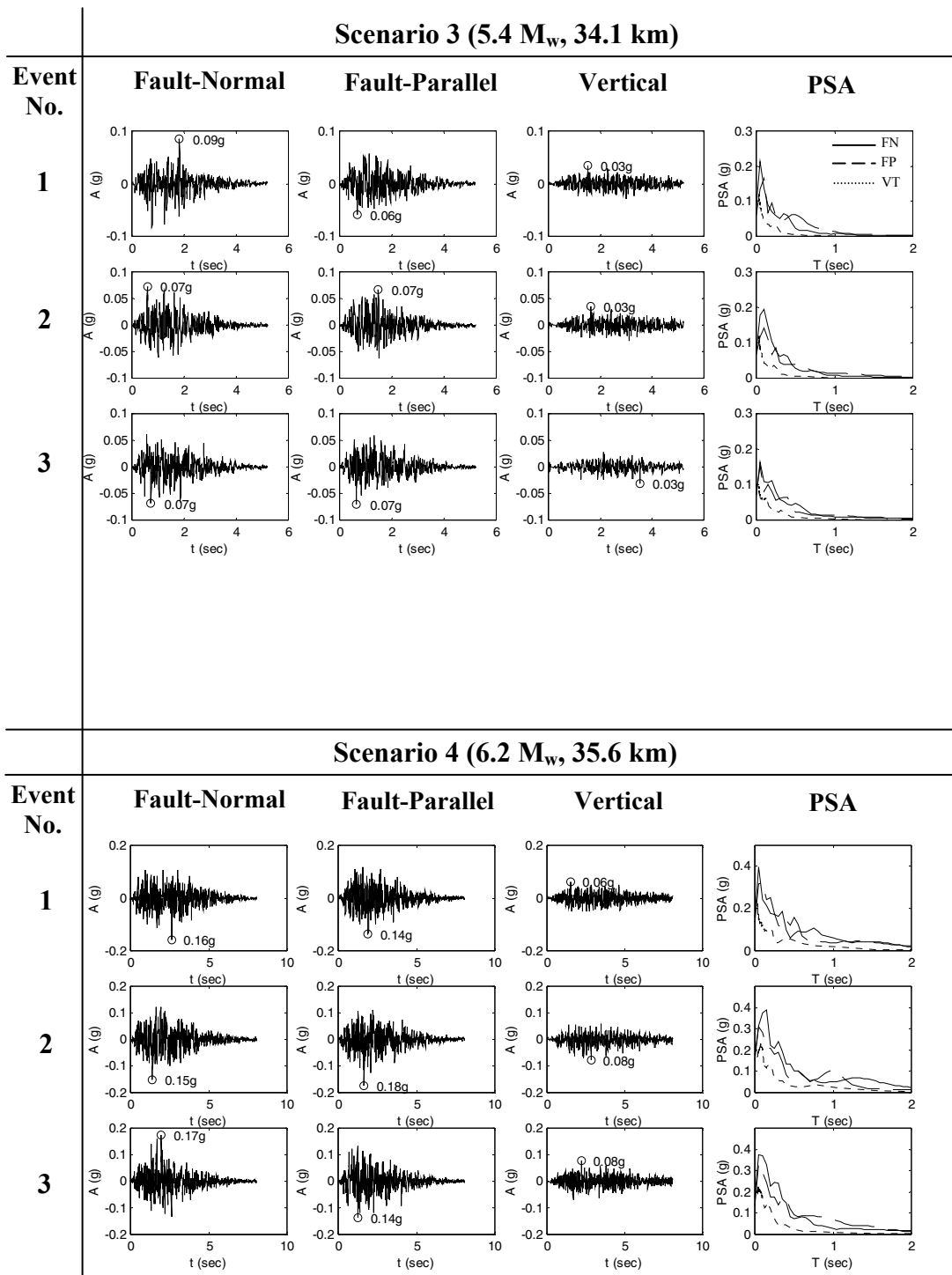
**Scenario 1 (7.4 M<sub>w</sub>, 407.8 km)**



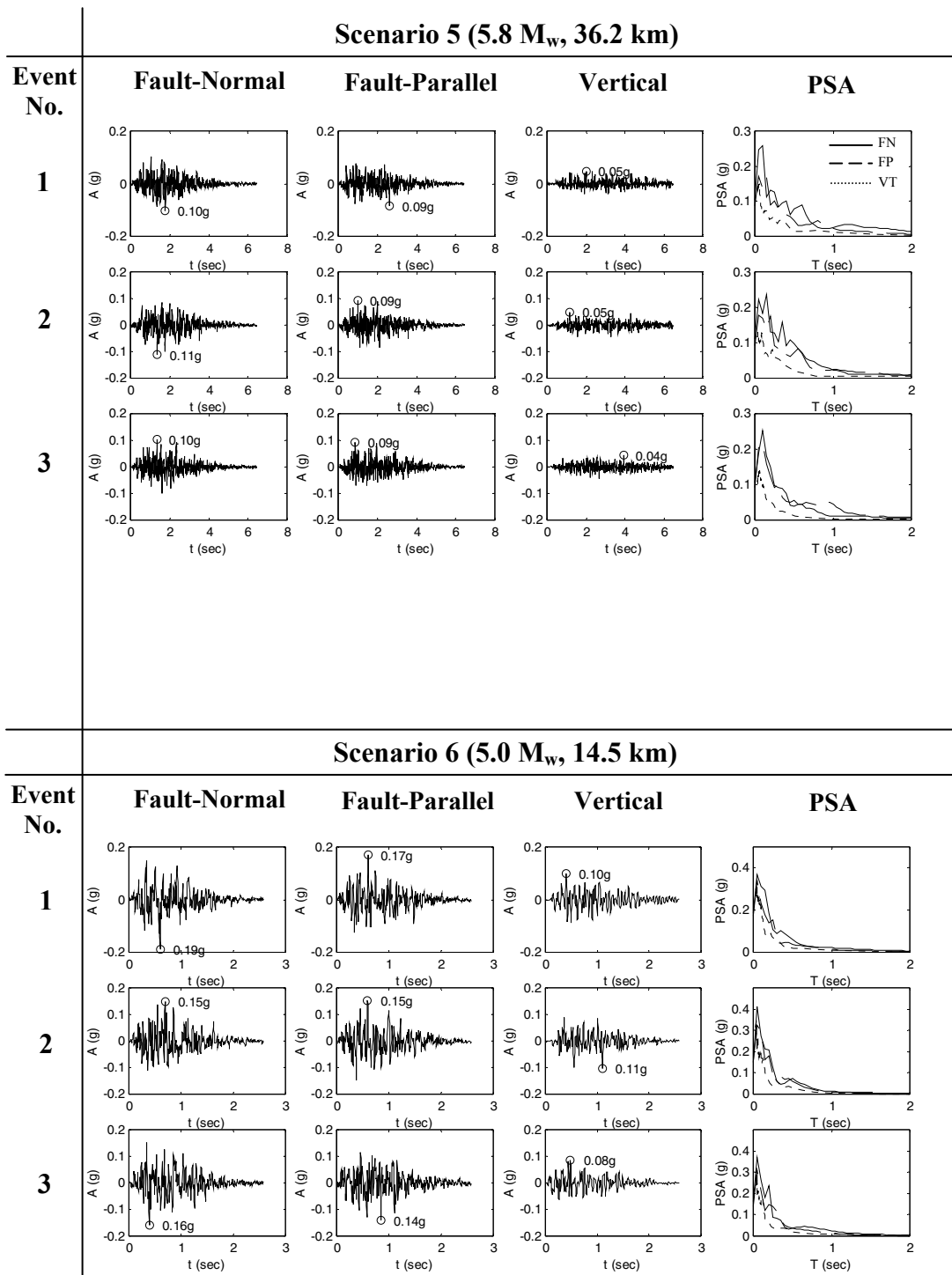
**Scenario 2 (5.4 M<sub>w</sub>, 14.6 km)**



**Figure C-2 New York : 5% Probability of Exceedance in 50 Years Long Ensemble**



**Figure C-2 New York : 5% Probability of Exceedance in 50 Years Long Ensemble (Cont'd)**



**Figure C-2 New York : 5% Probability of Exceedance in 50 Years Long Ensemble (Cont'd)**

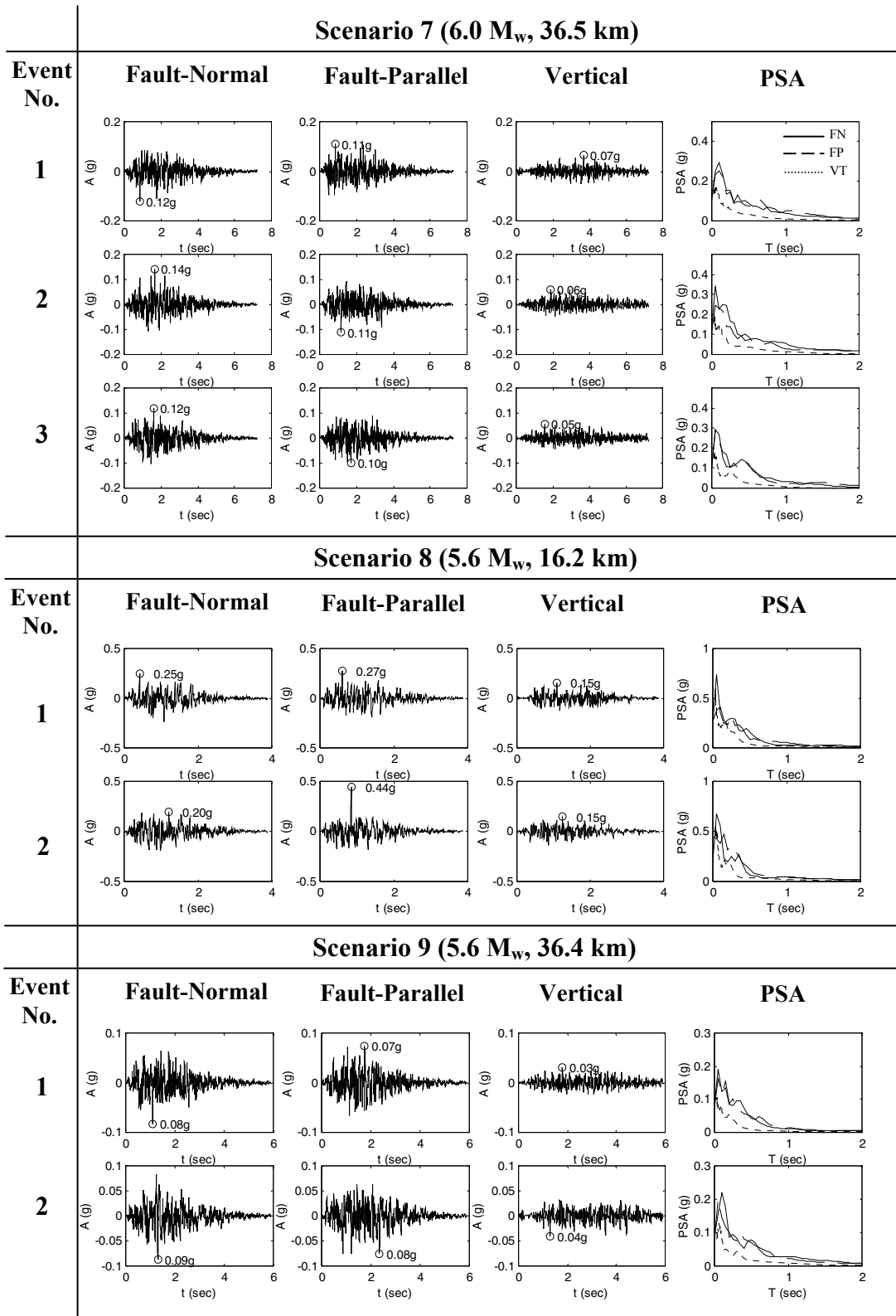


Figure C-2 New York : 5% Probability of Exceedance in 50 Years Long Ensemble (Cont'd)

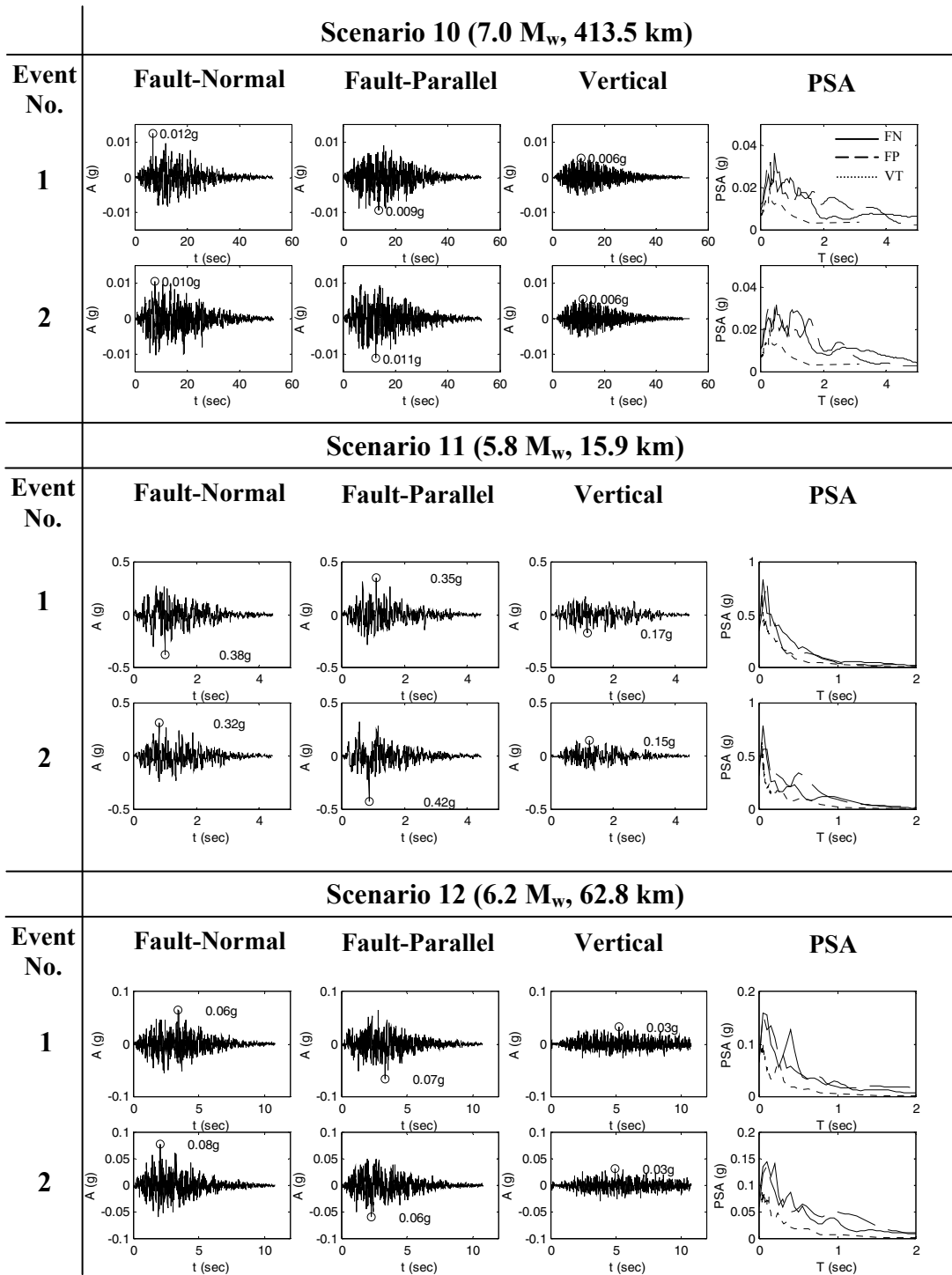


Figure C-2 New York : 5% Probability of Exceedance in 50 Years Long Ensemble (Cont'd)

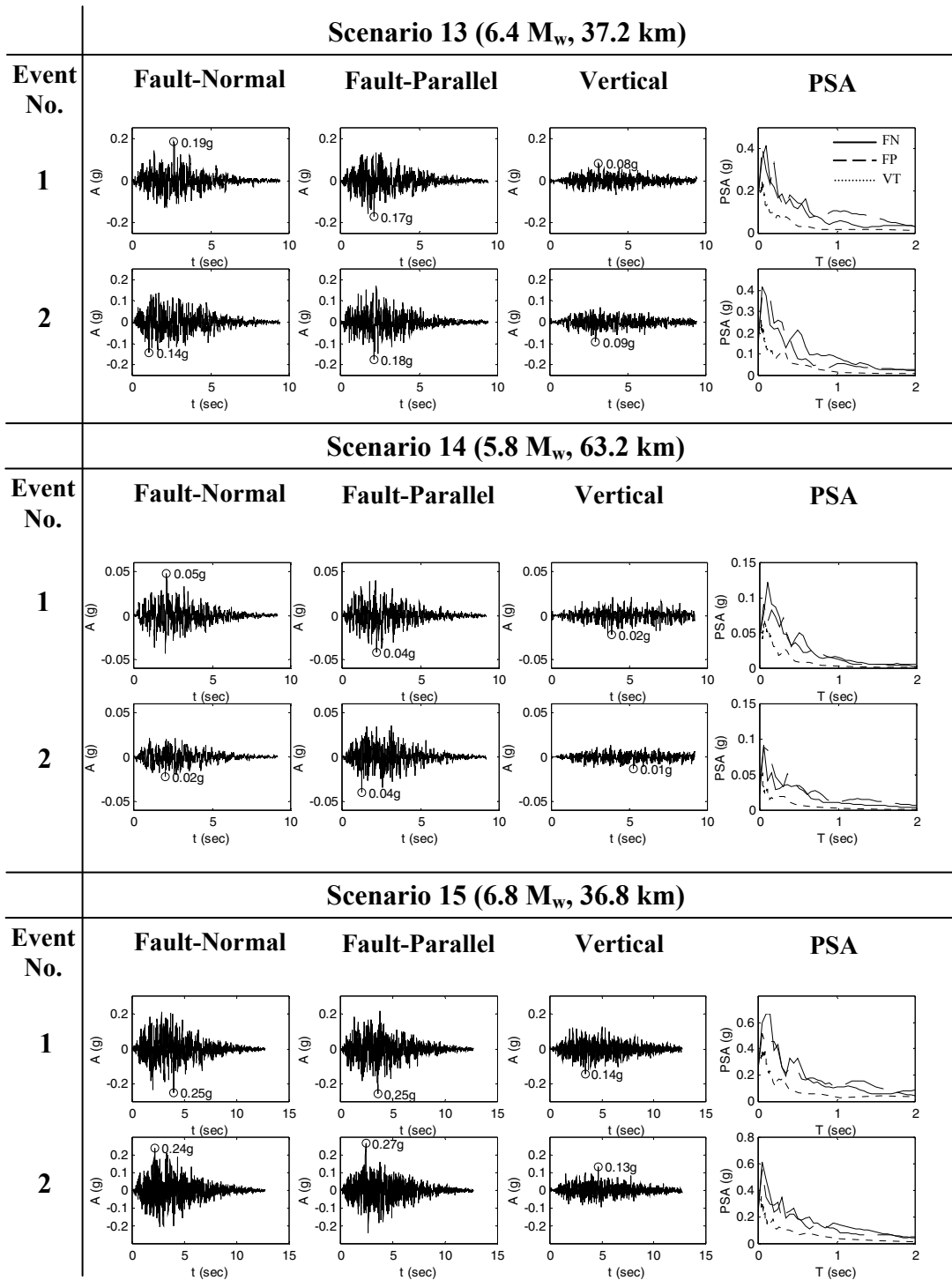


Figure C-2 New York : 5% Probability of Exceedance in 50 Years Long Ensemble (Cont'd)



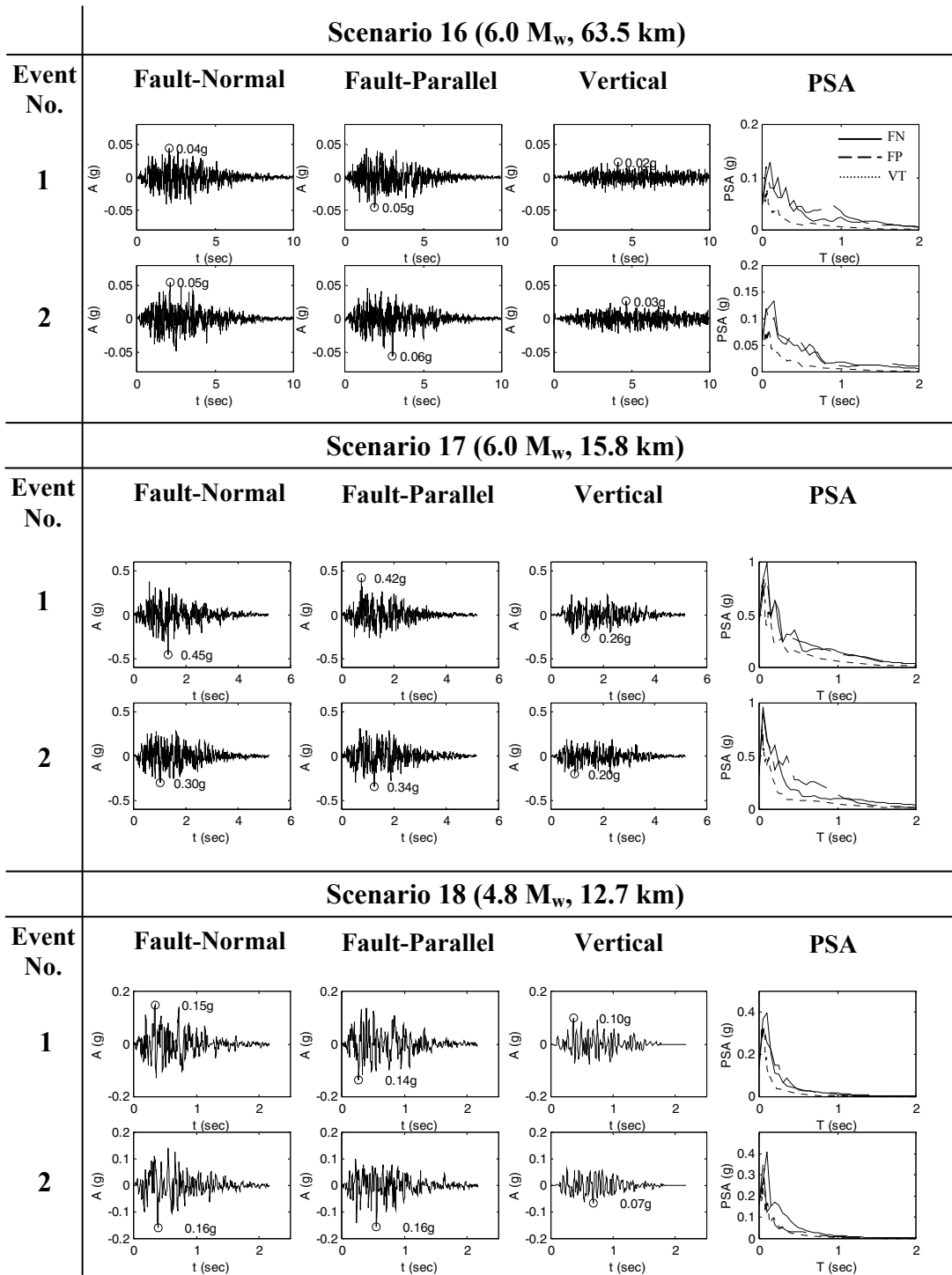


Figure C-2 New York : 5% Probability of Exceedance in 50 Years Long Ensemble (Cont'd)

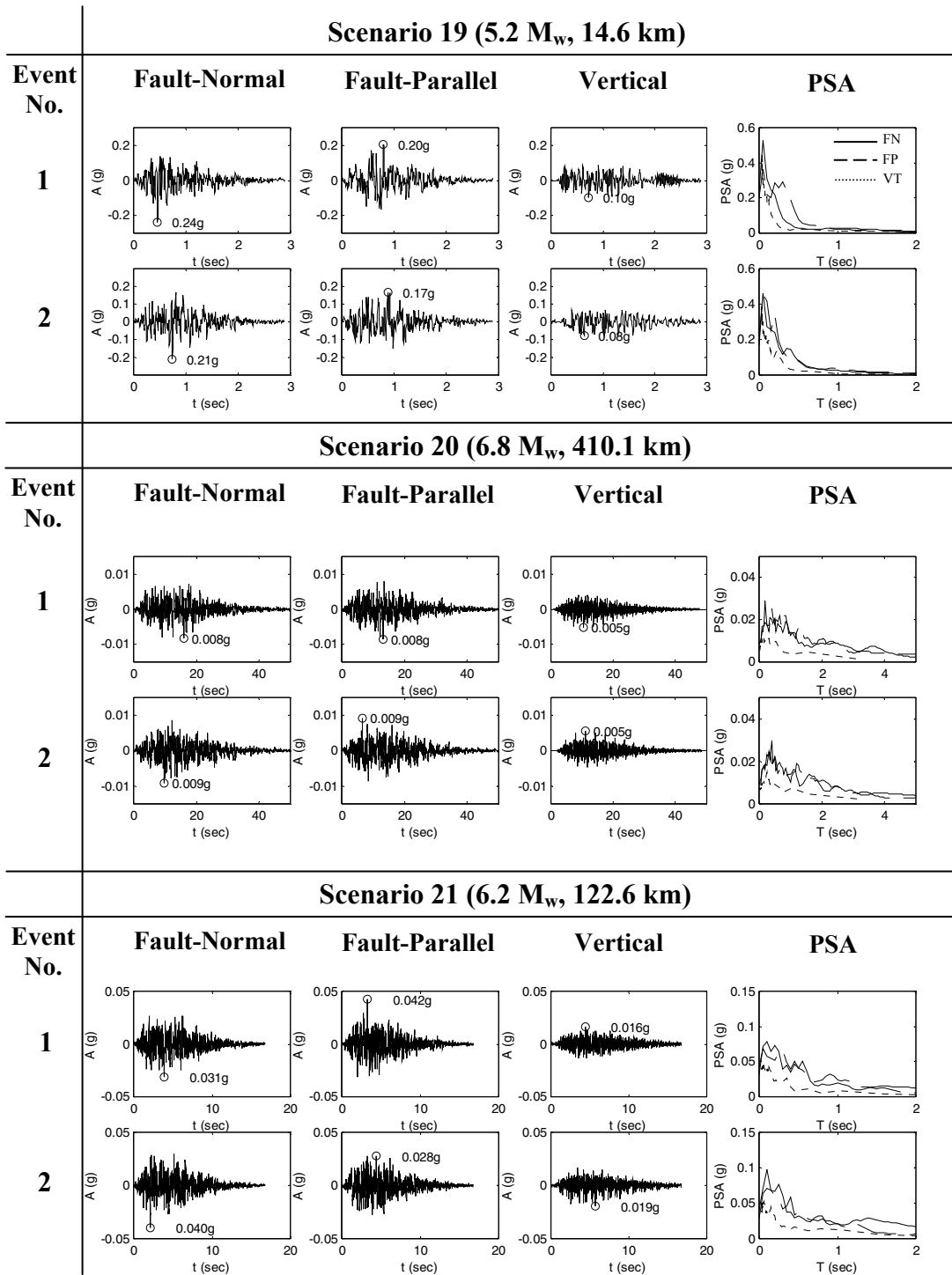


Figure C-2 New York : 5% Probability of Exceedance in 50 Years Long Ensemble (Cont'd)

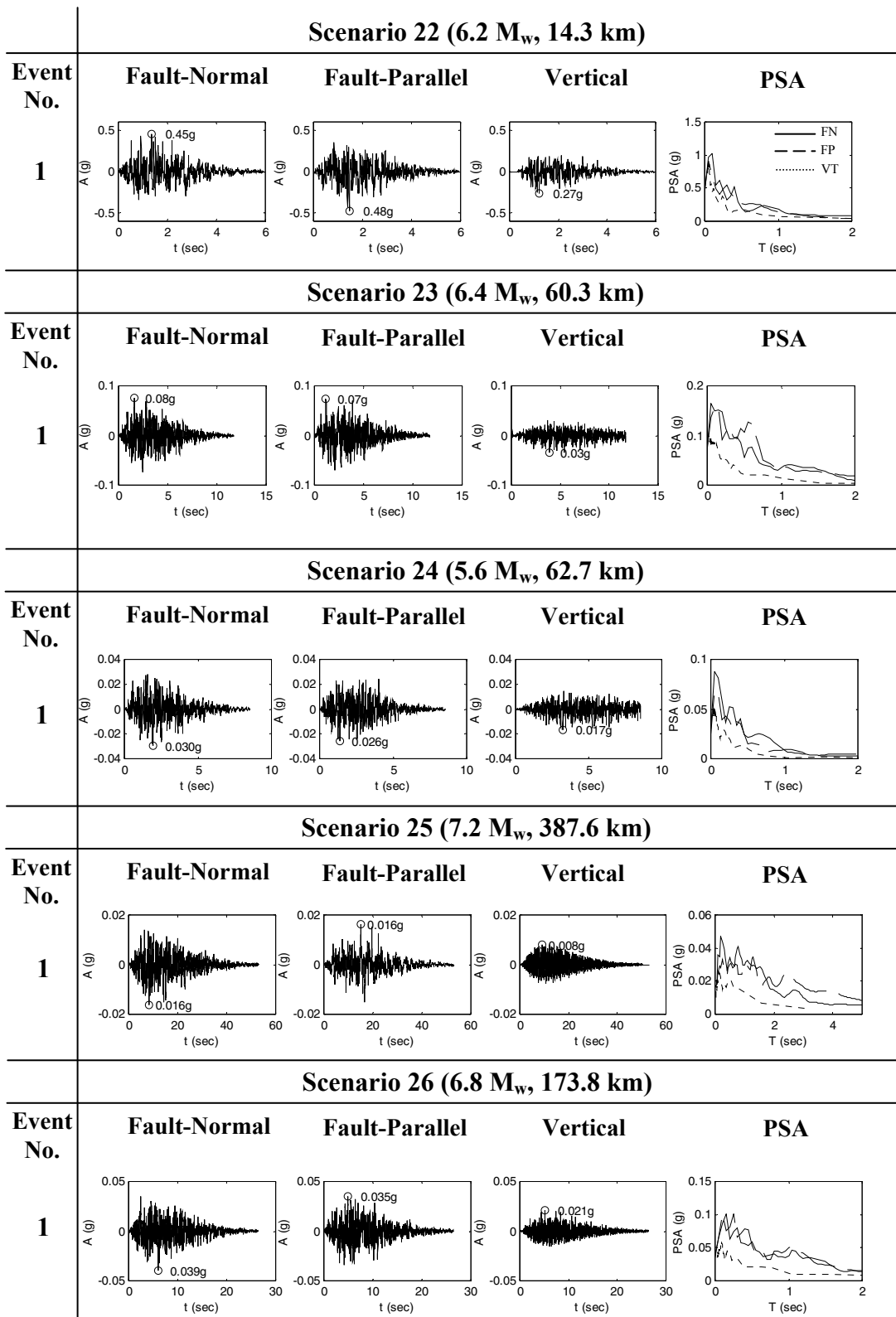


Figure C-2 New York : 5% Probability of Exceedance in 50 Years Long Ensemble (Cont'd)

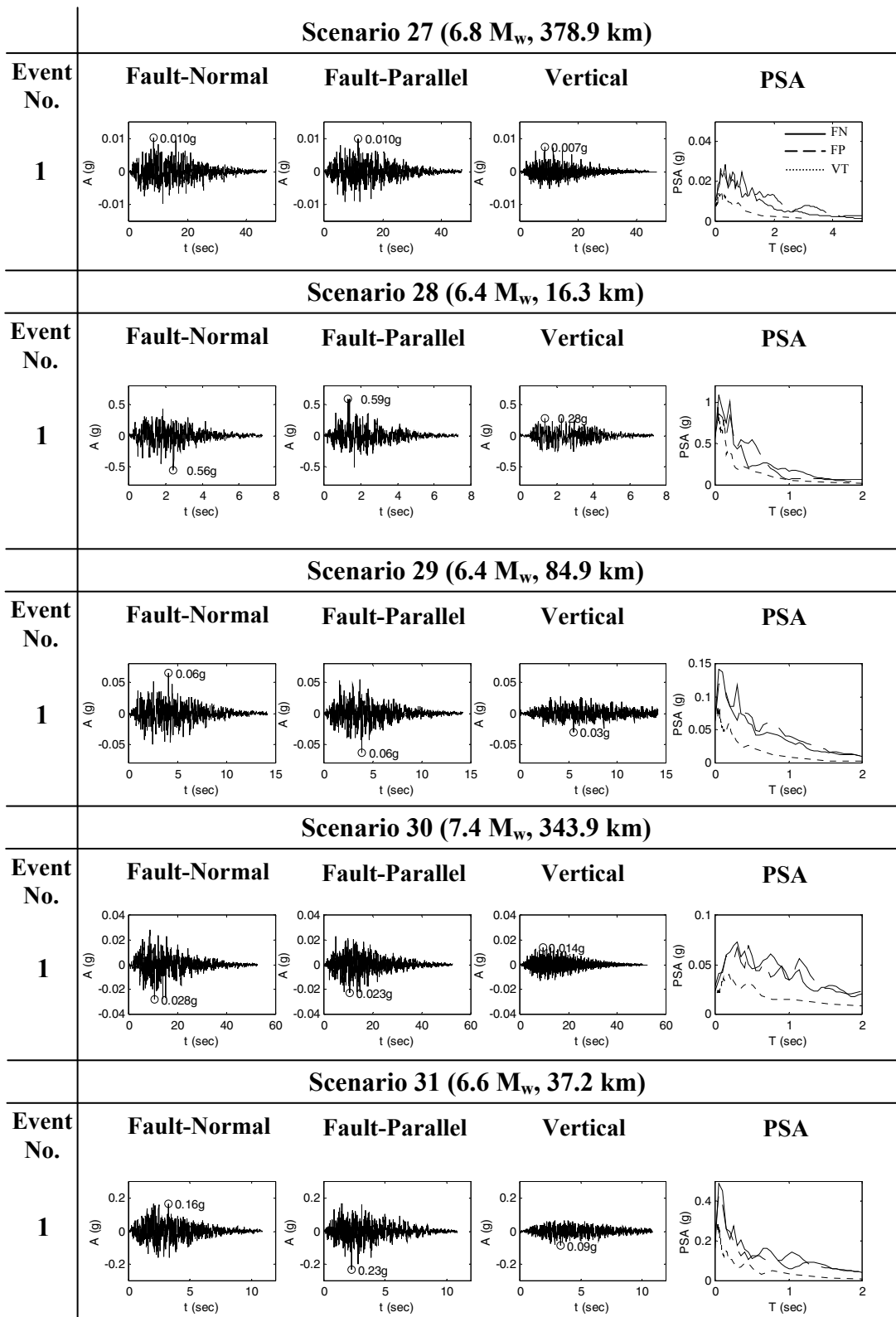


Figure C-2 New York : 5% Probability of Exceedance in 50 Years Long Ensemble (Cont'd)

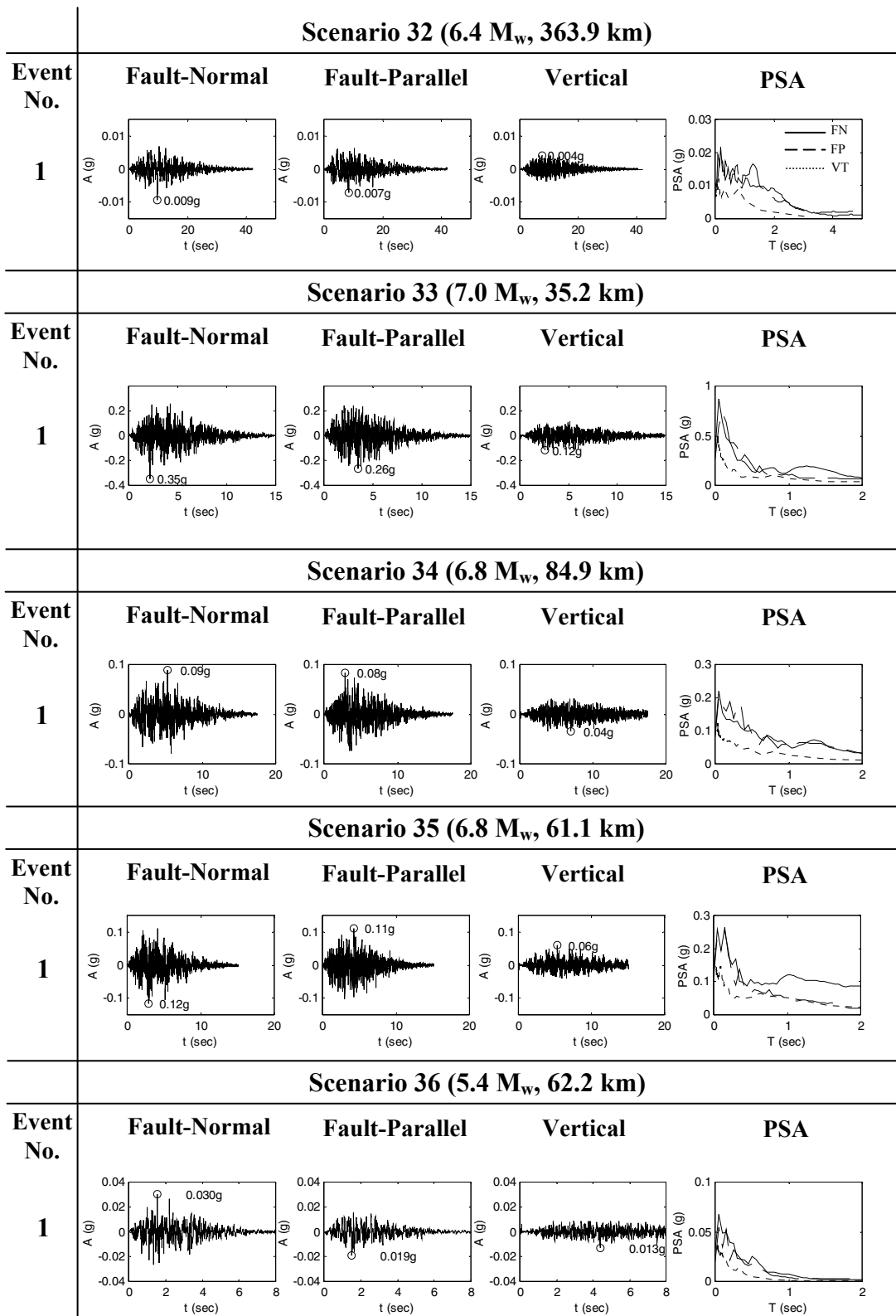


Figure C-2 New York : 5% Probability of Exceedance in 50 Years Long Ensemble (Cont'd)

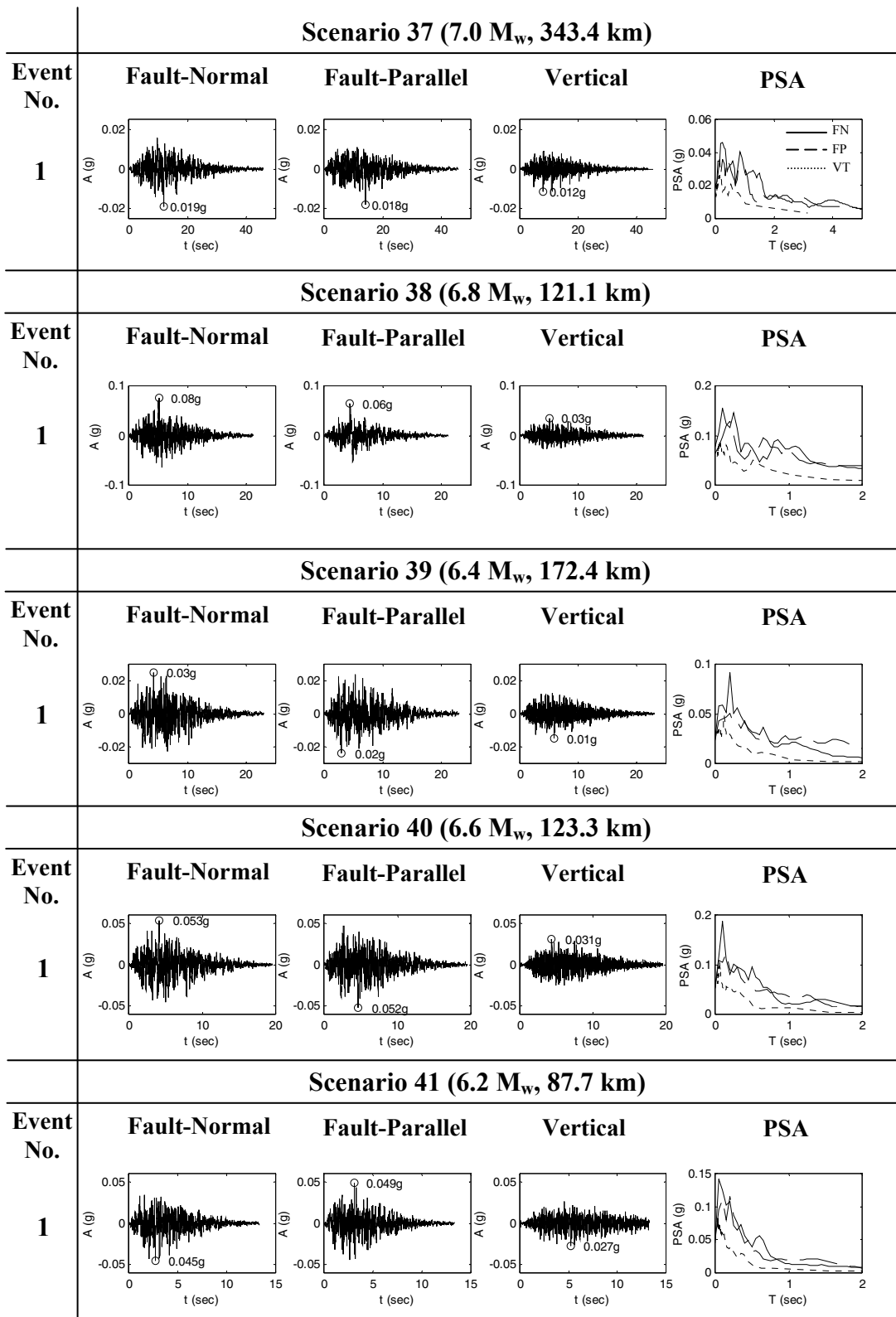


Figure C-2 New York : 5% Probability of Exceedance in 50 Years Long Ensemble (Cont'd)

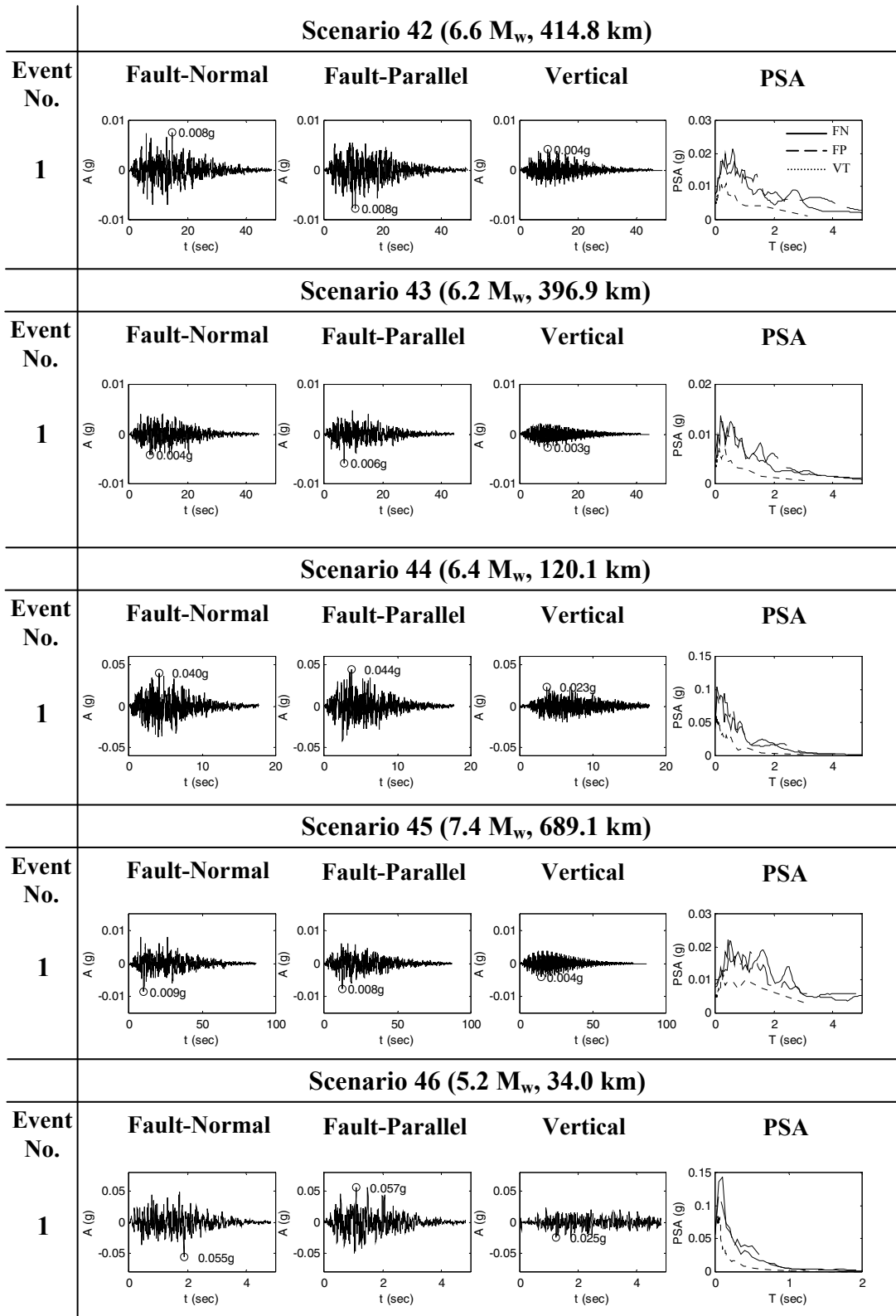


Figure C-2 New York : 5% Probability of Exceedance in 50 Years Long Ensemble (Cont'd)

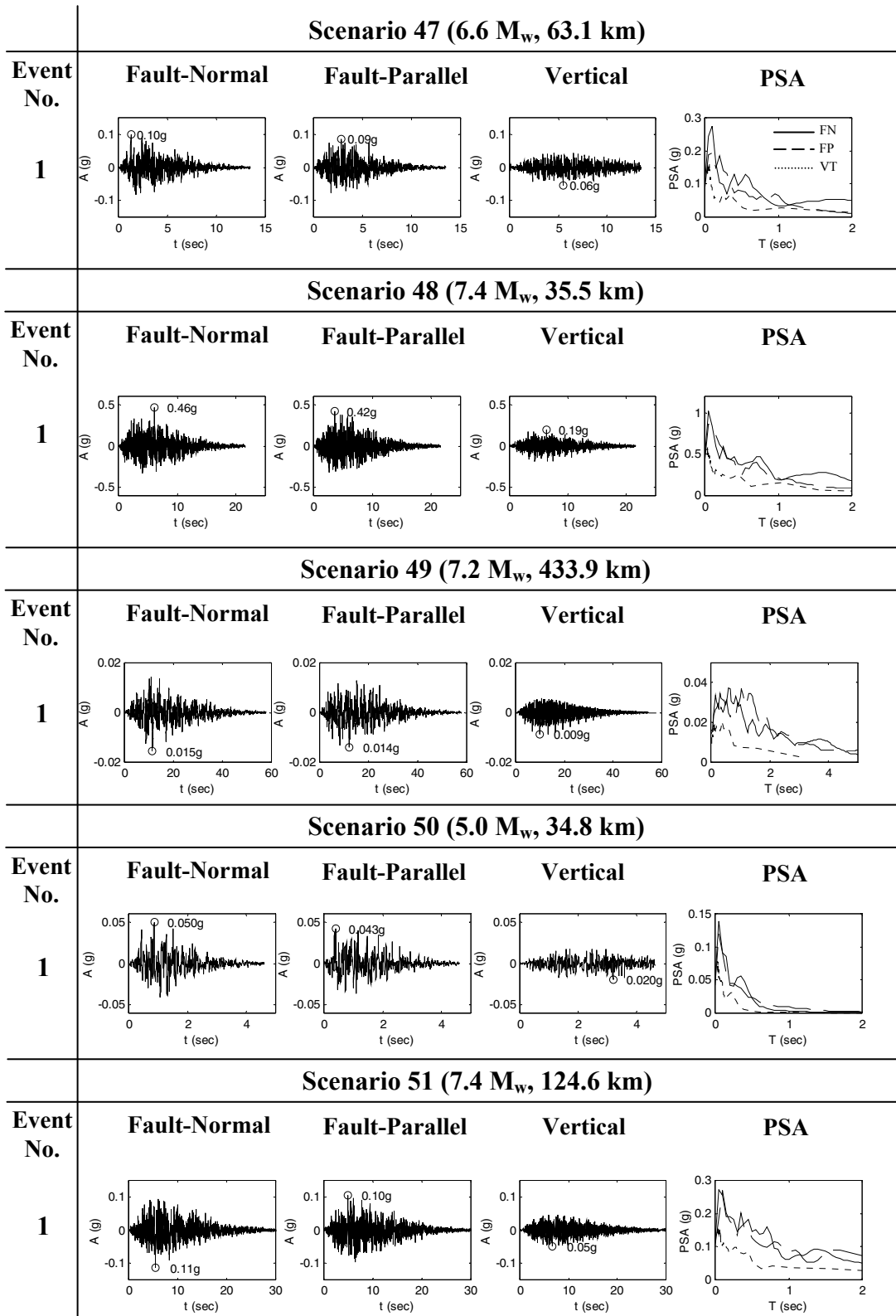


Figure C-2 New York : 5% Probability of Exceedance in 50 Years Long Ensemble (Cont'd)



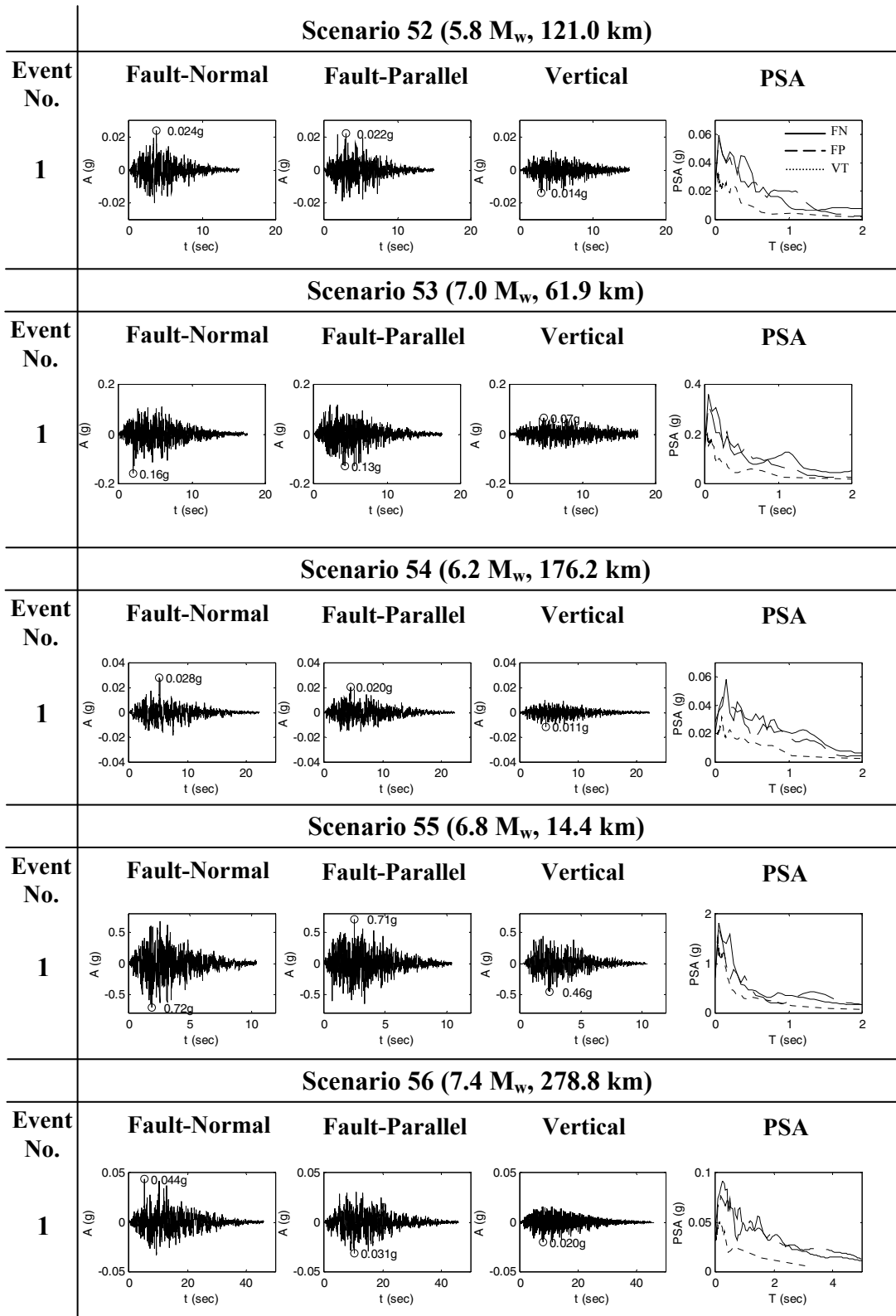


Figure C-2 New York : 5% Probability of Exceedance in 50 Years Long Ensemble (Cont'd)

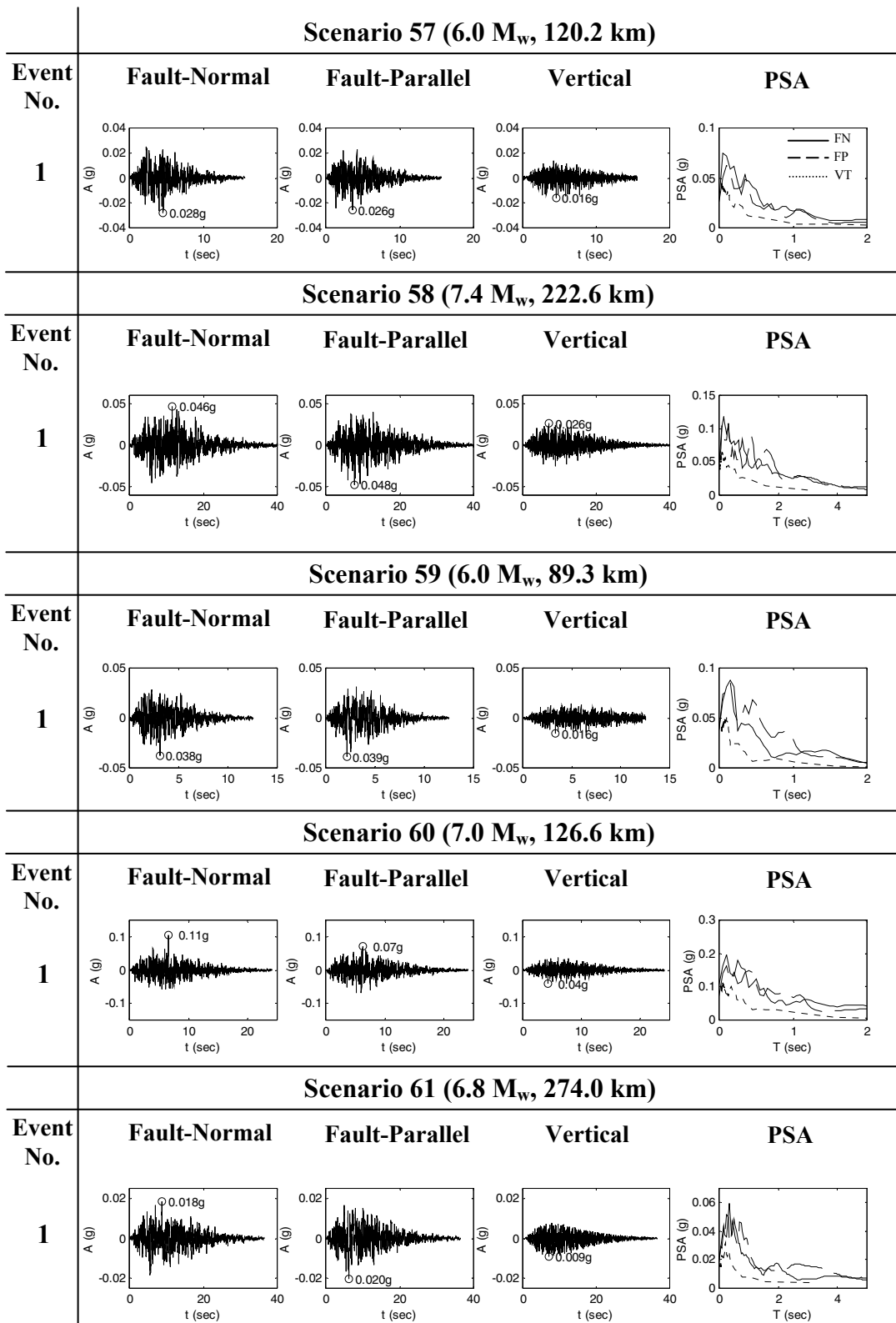
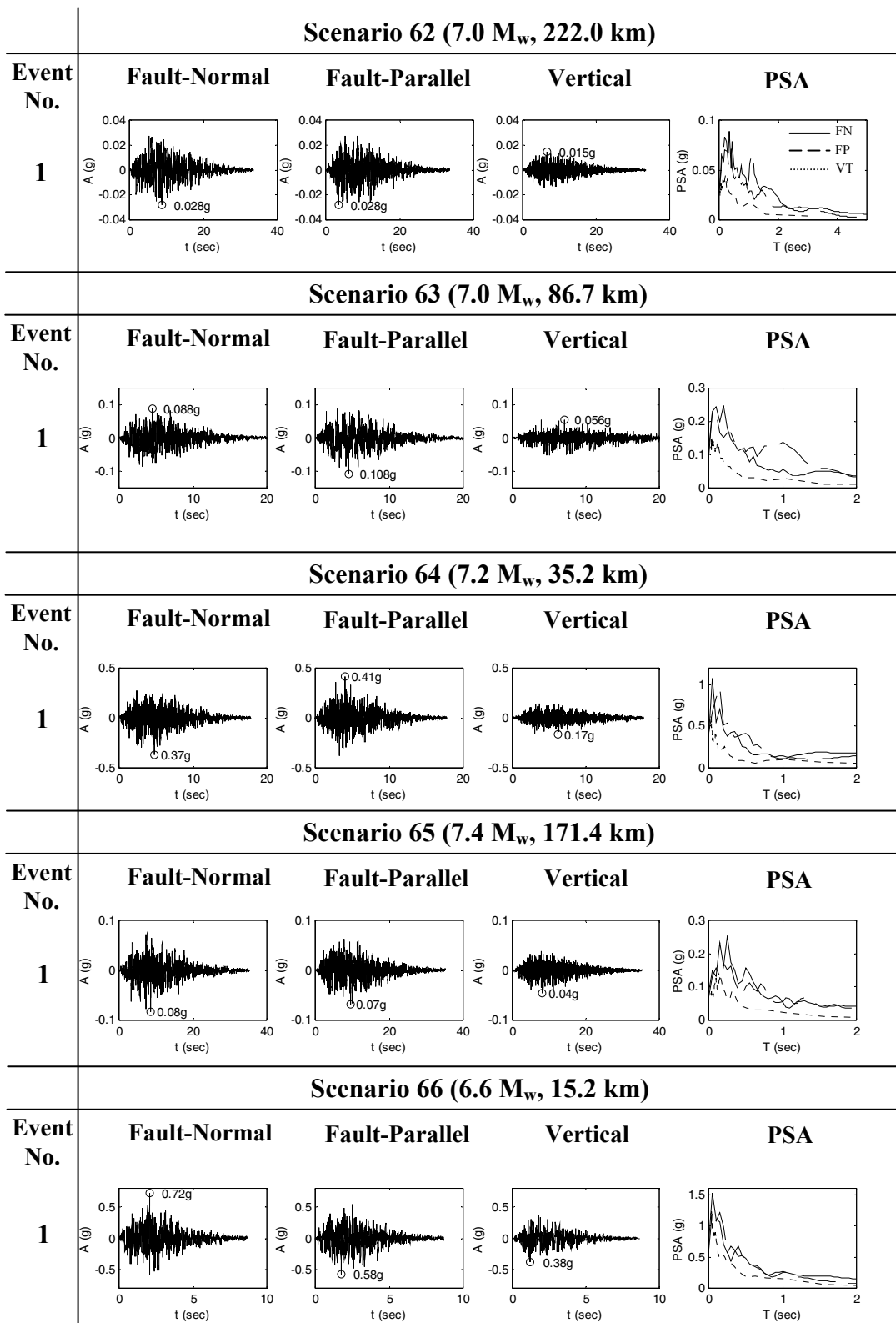


Figure C-2 New York : 5% Probability of Exceedance in 50 Years Long Ensemble (Cont'd)



**Figure C-2 New York : 5% Probability of Exceedance in 50 Years Long Ensemble (Cont'd)**

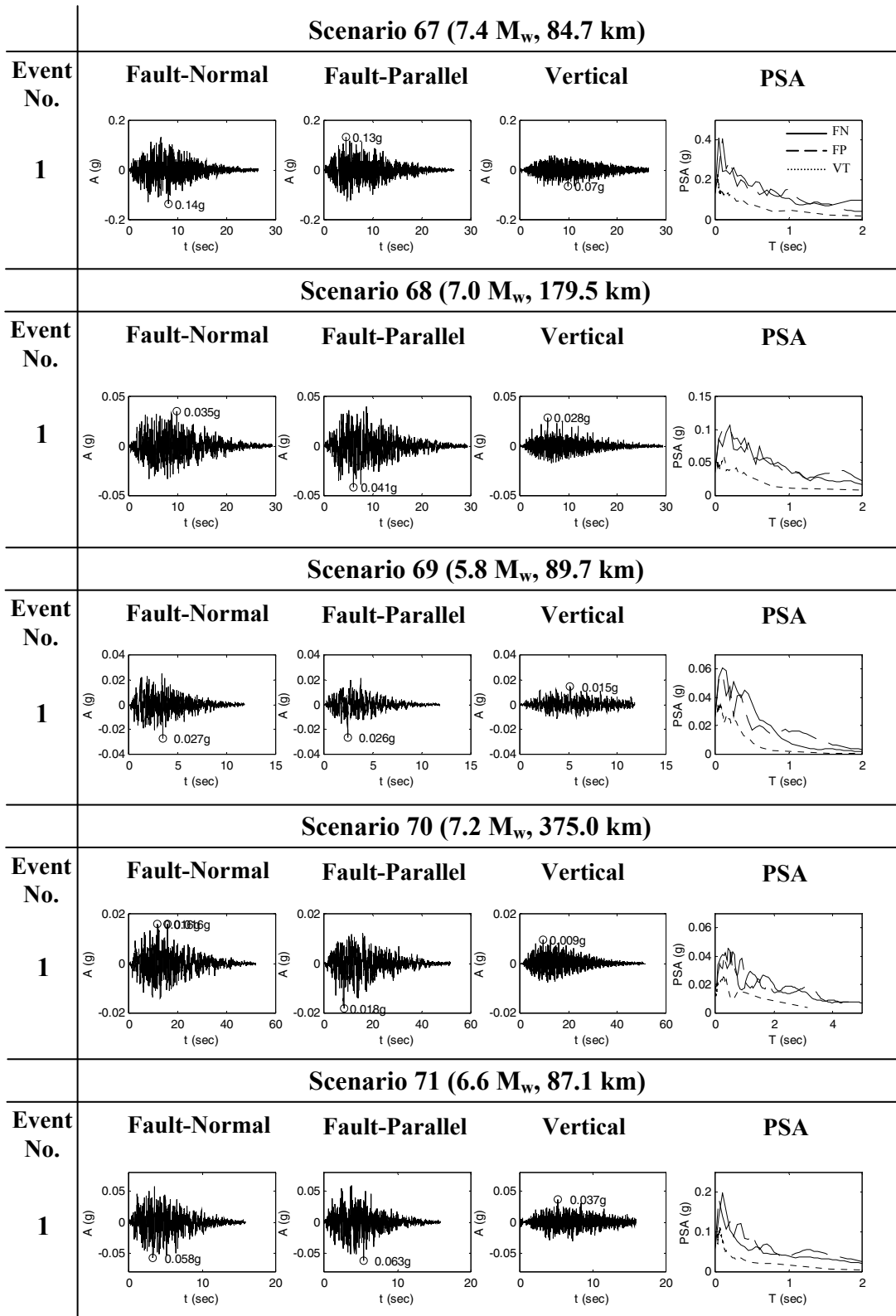
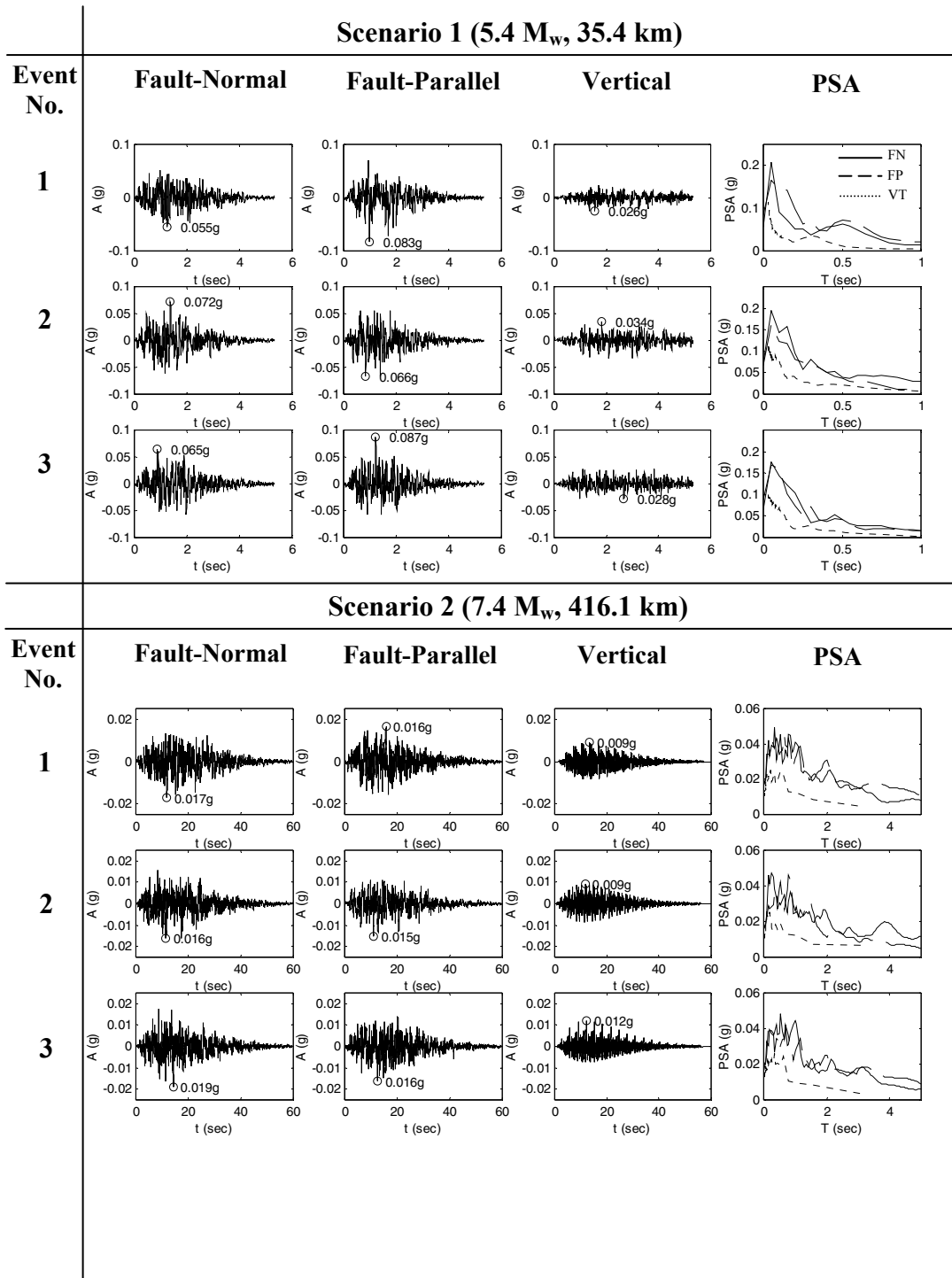
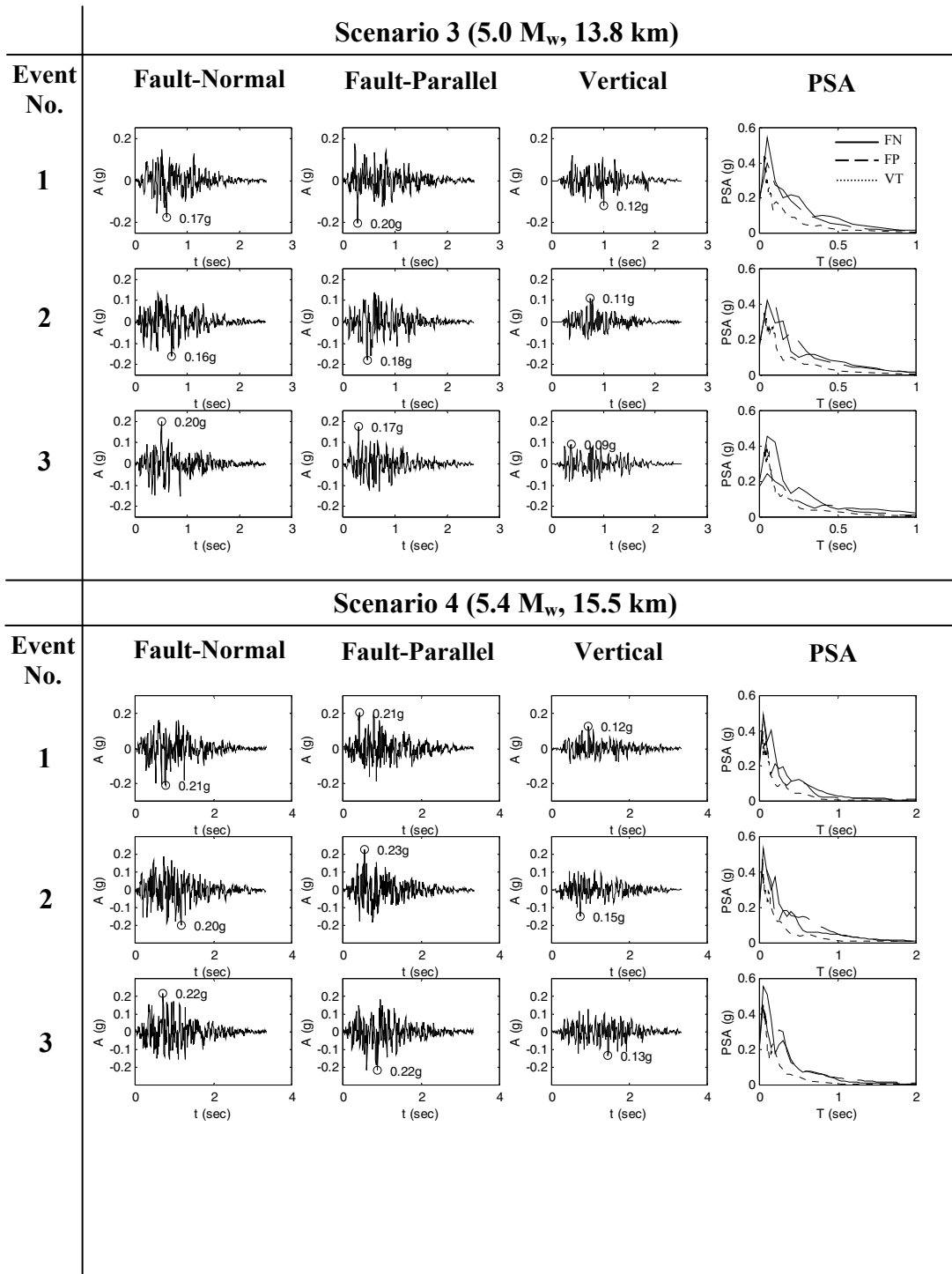


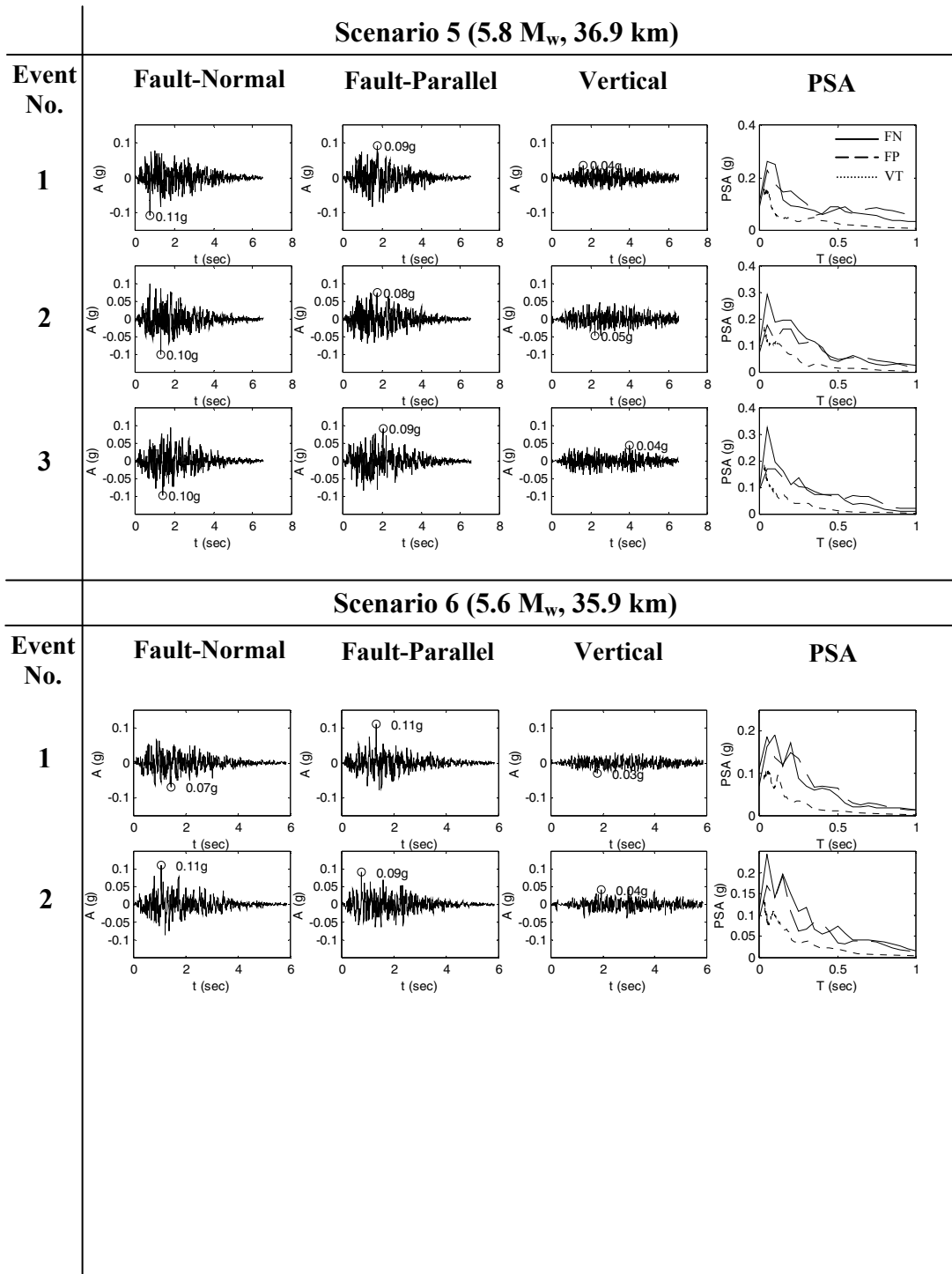
Figure C-2 New York : 5% Probability of Exceedance in 50 Years  
Long Ensemble (Cont'd)



**Figure C-3 New York : 10% Probability of Exceedance in 50 Years Long Ensemble**



**Figure C-3 New York : 10% Probability of Exceedance in 50 Years Long Ensemble (Cont'd)**



**Figure C-3 New York : 10% Probability of Exceedance in 50 Years Long Ensemble (Cont'd)**

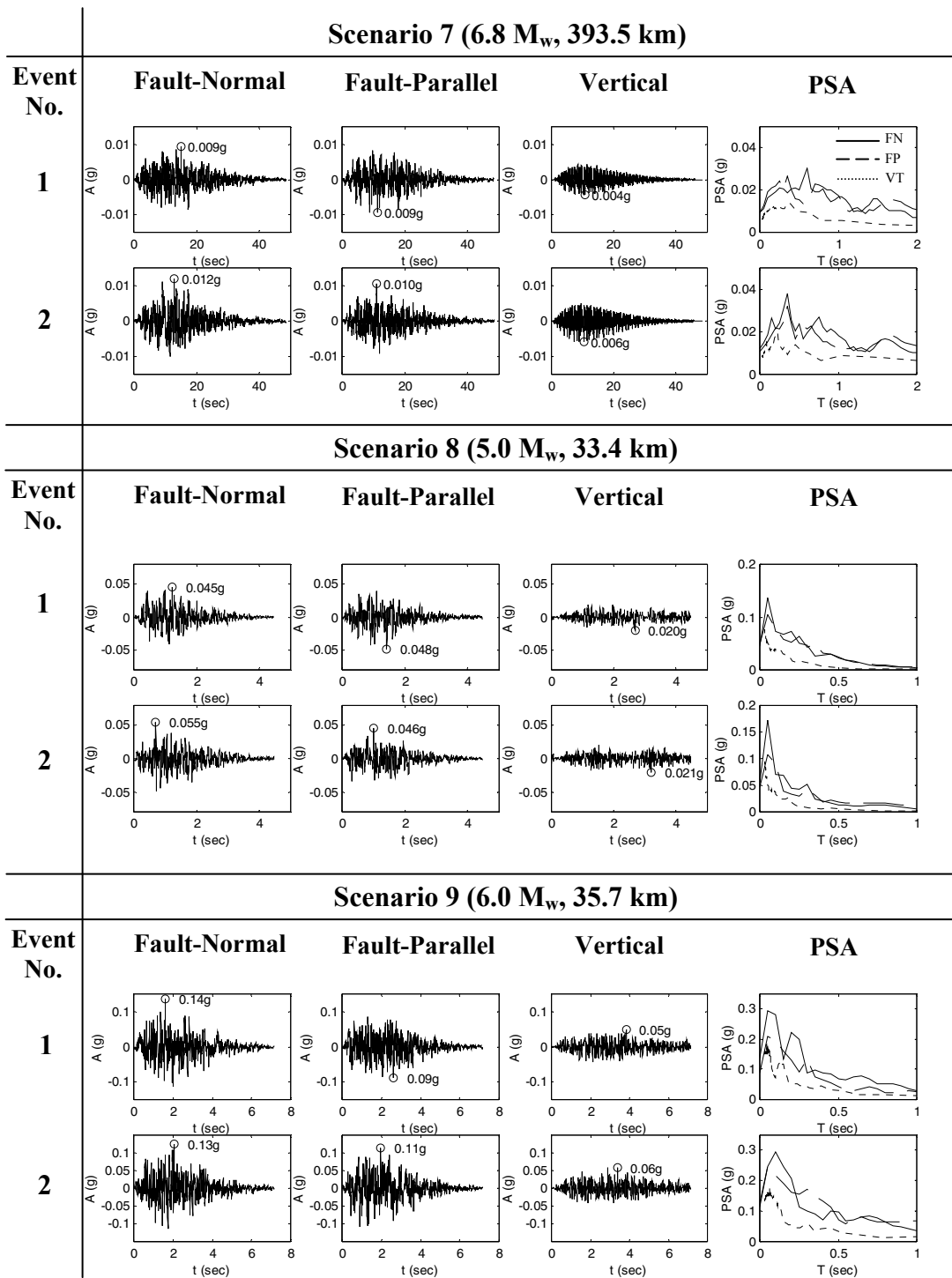


Figure C-3 New York : 10% Probability of Exceedance in 50 Years Long Ensemble (Cont'd)



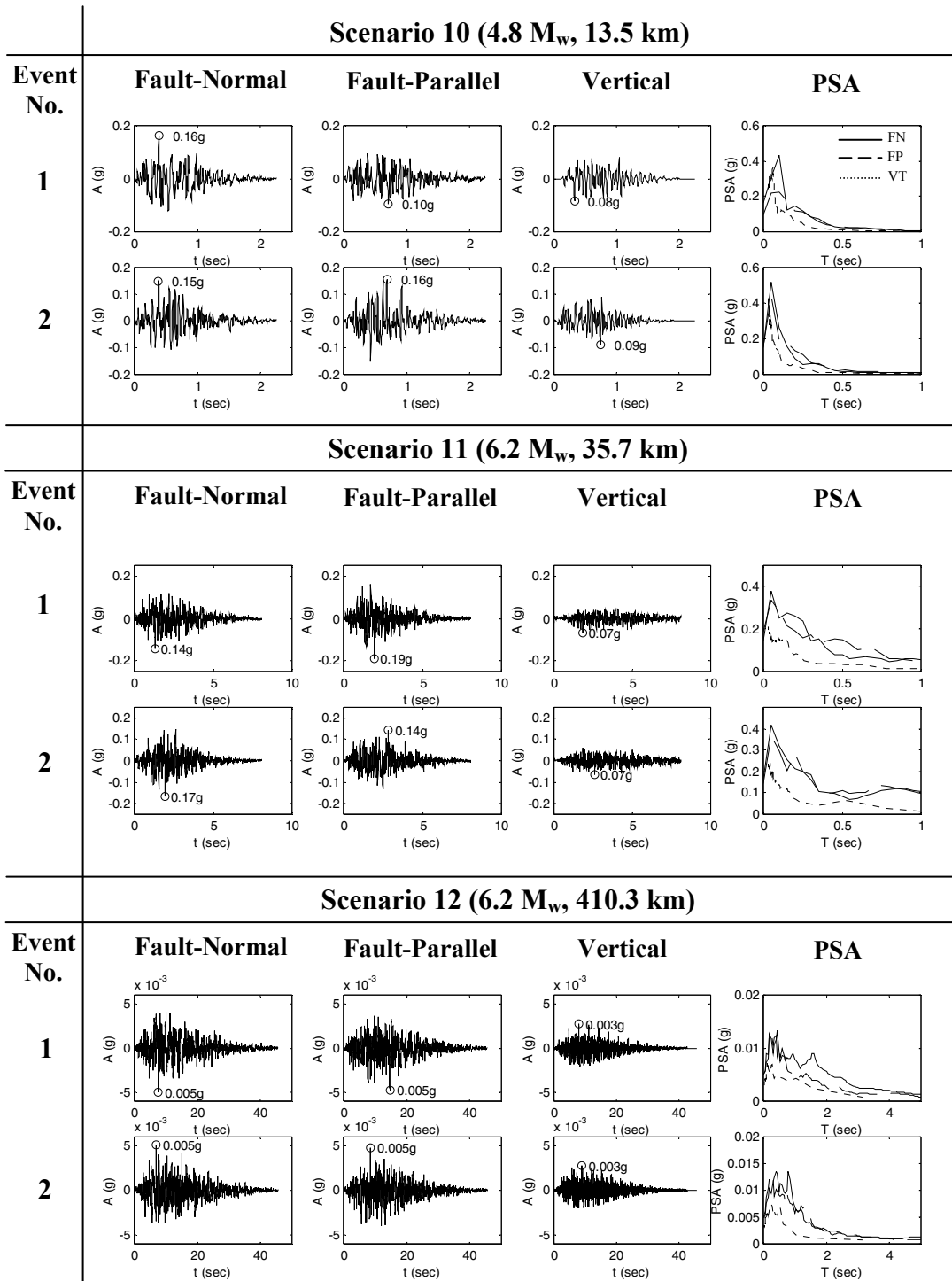


Figure C-3 New York : 10% Probability of Exceedance in 50 Years Long Ensemble (Cont'd)

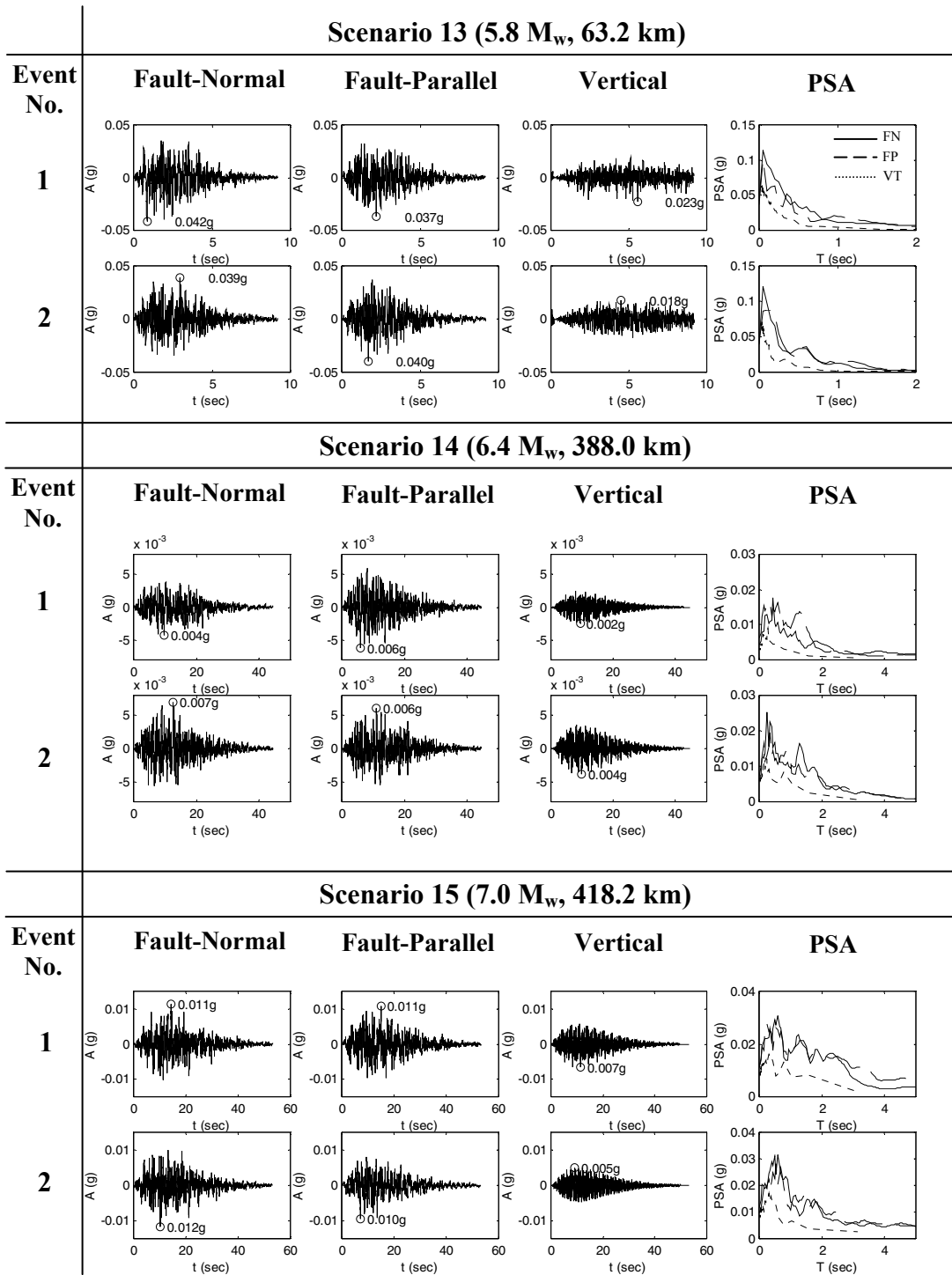


Figure C-3 New York : 10% Probability of Exceedance in 50 Years Long Ensemble (Cont'd)

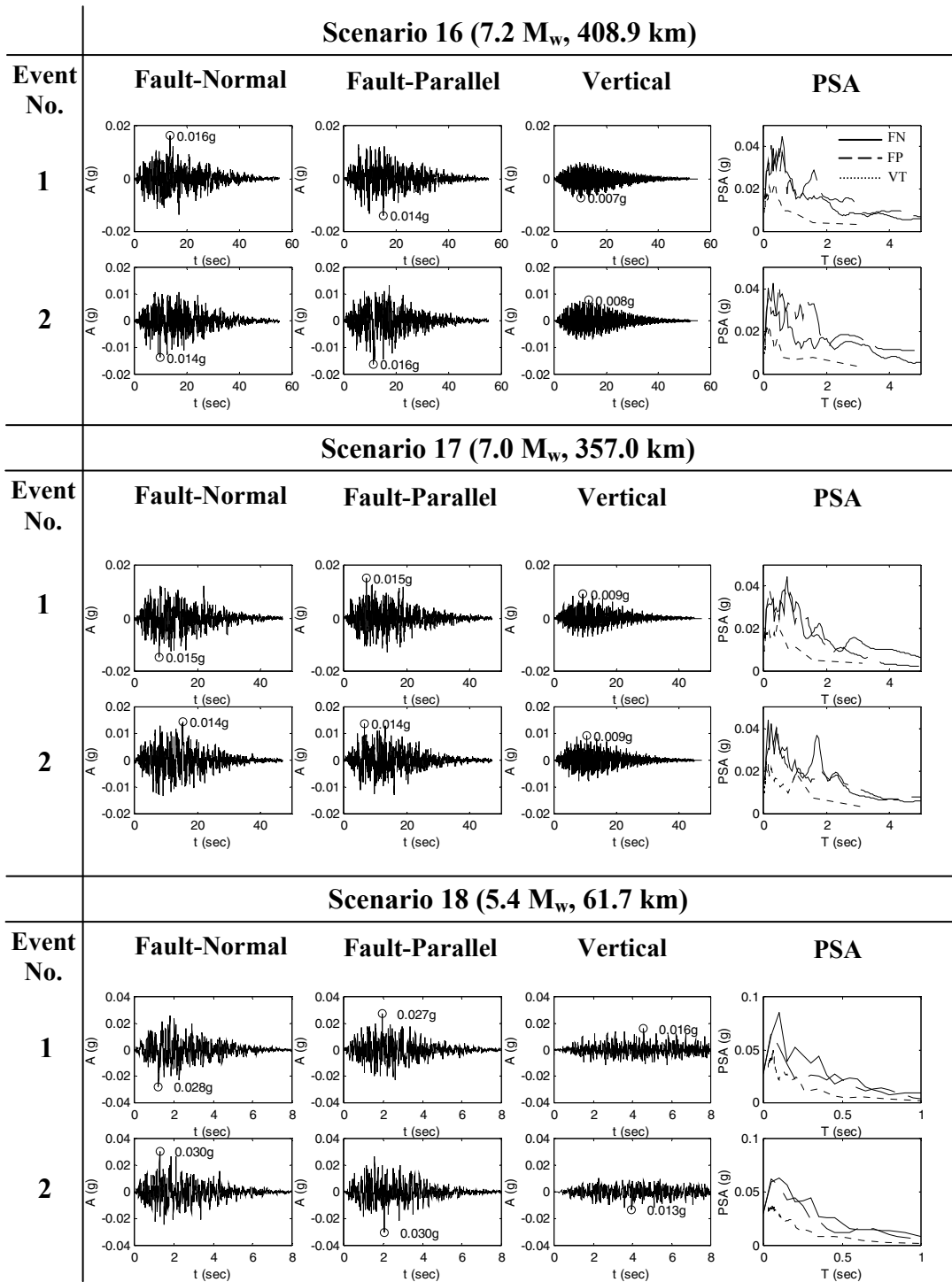


Figure C-3 New York : 10% Probability of Exceedance in 50 Years Long Ensemble (Cont'd)

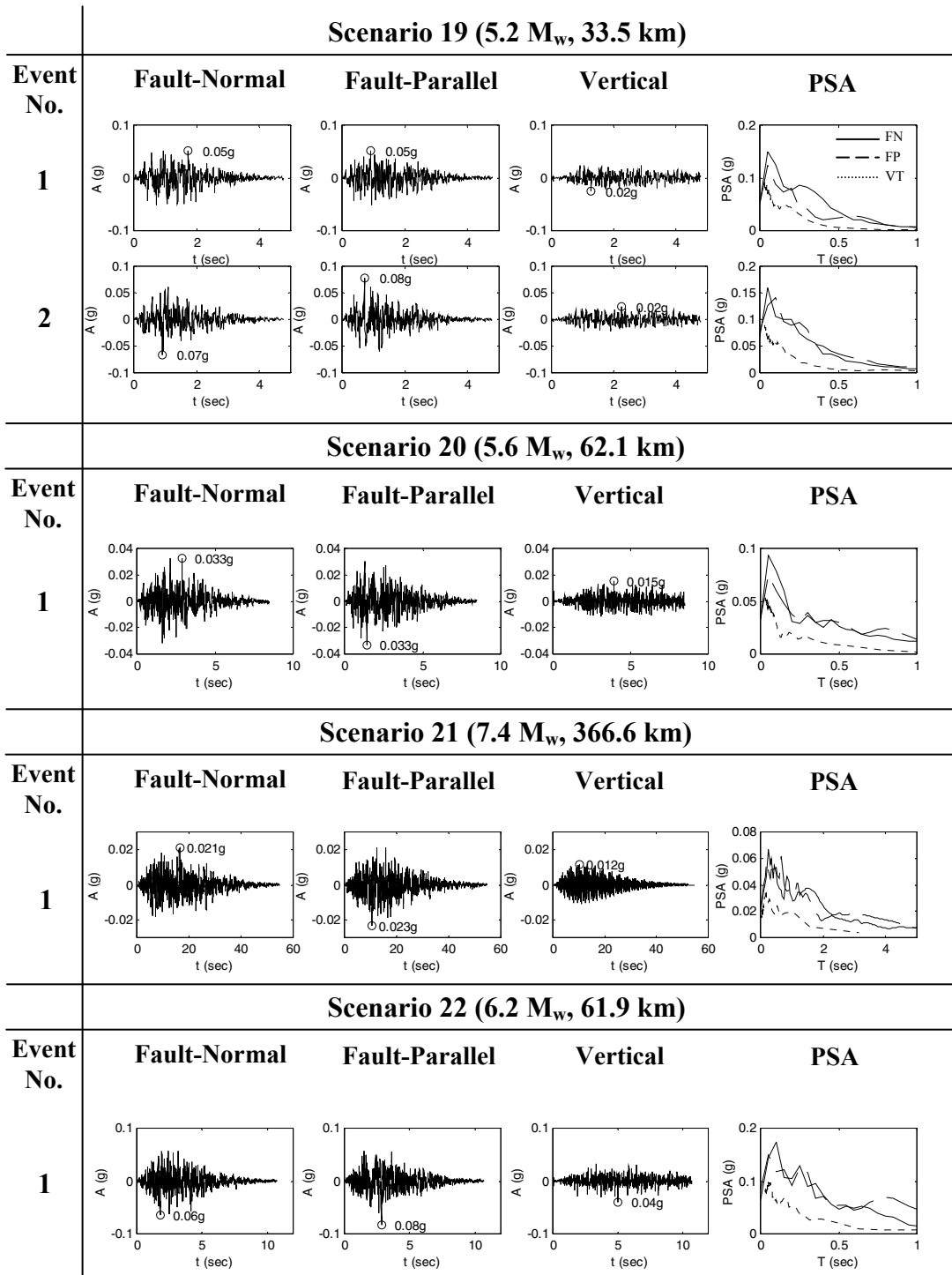


Figure C-3 New York : 10% Probability of Exceedance in 50 Years Long Ensemble (Cont'd)

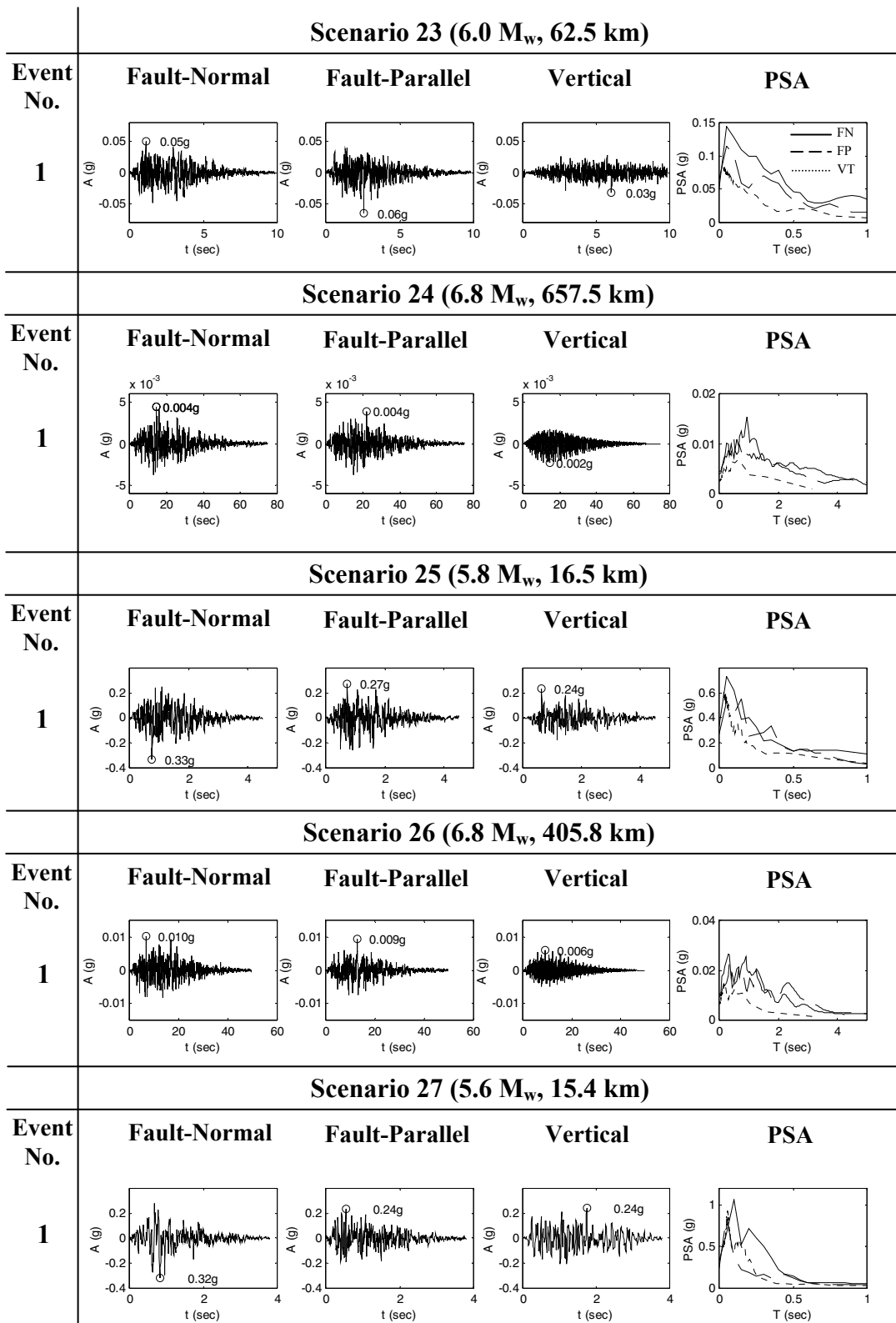


Figure C-3 New York : 10% Probability of Exceedance in 50 Years  
Long Ensemble (Cont'd)

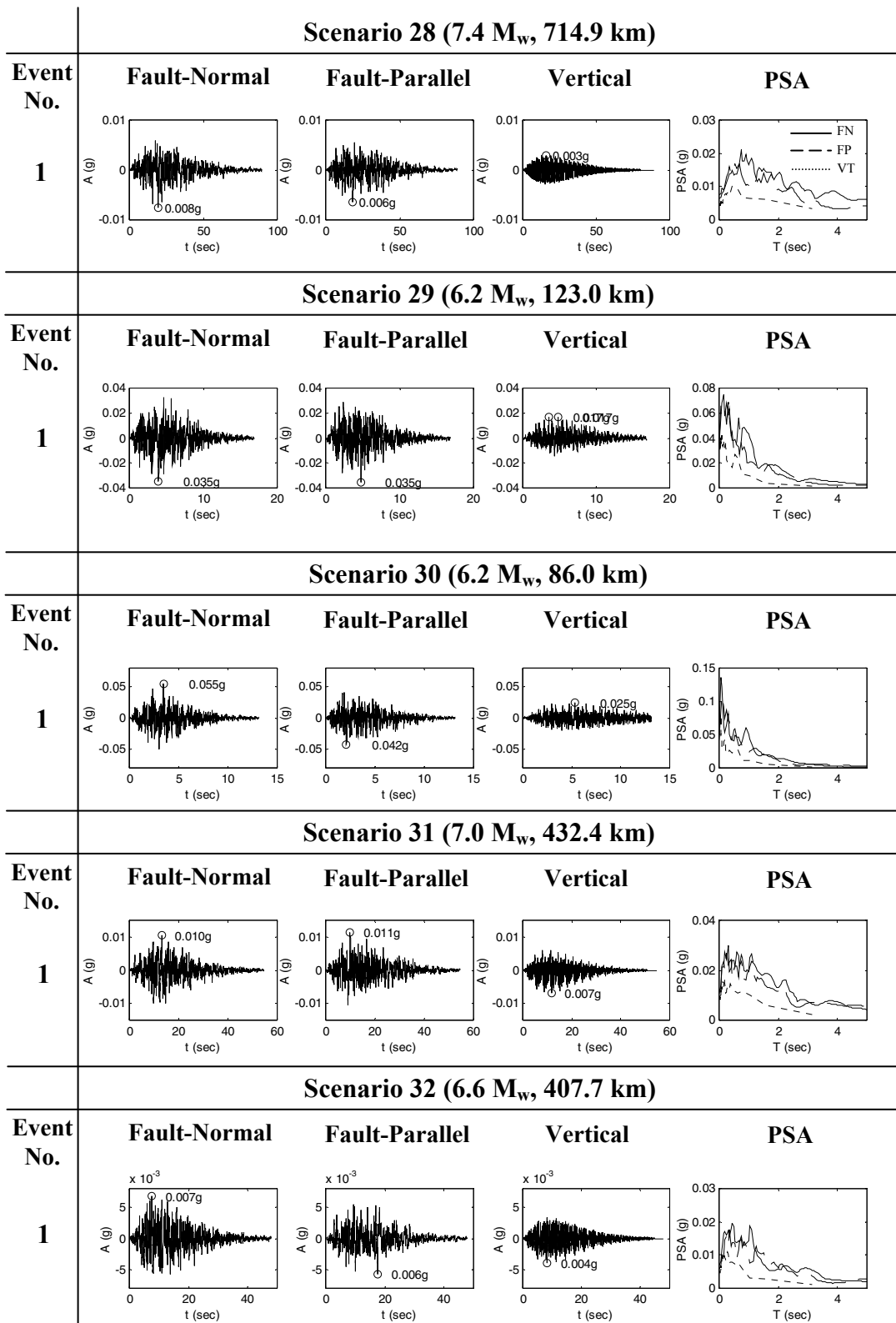


Figure C-3 New York : 10% Probability of Exceedance in 50 Years Long Ensemble (Cont'd)

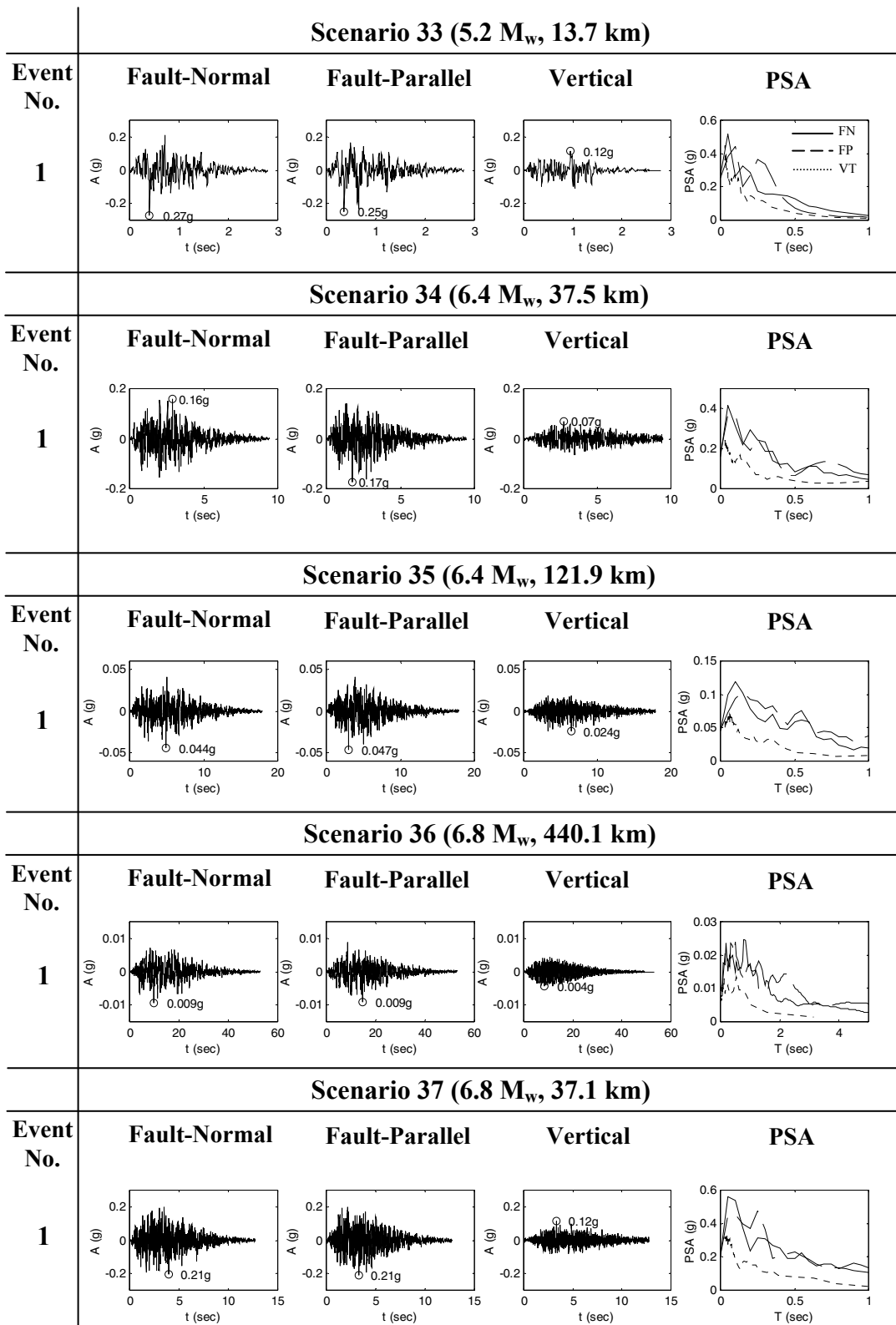


Figure C-3 New York : 10% Probability of Exceedance in 50 Years Long Ensemble (Cont'd)

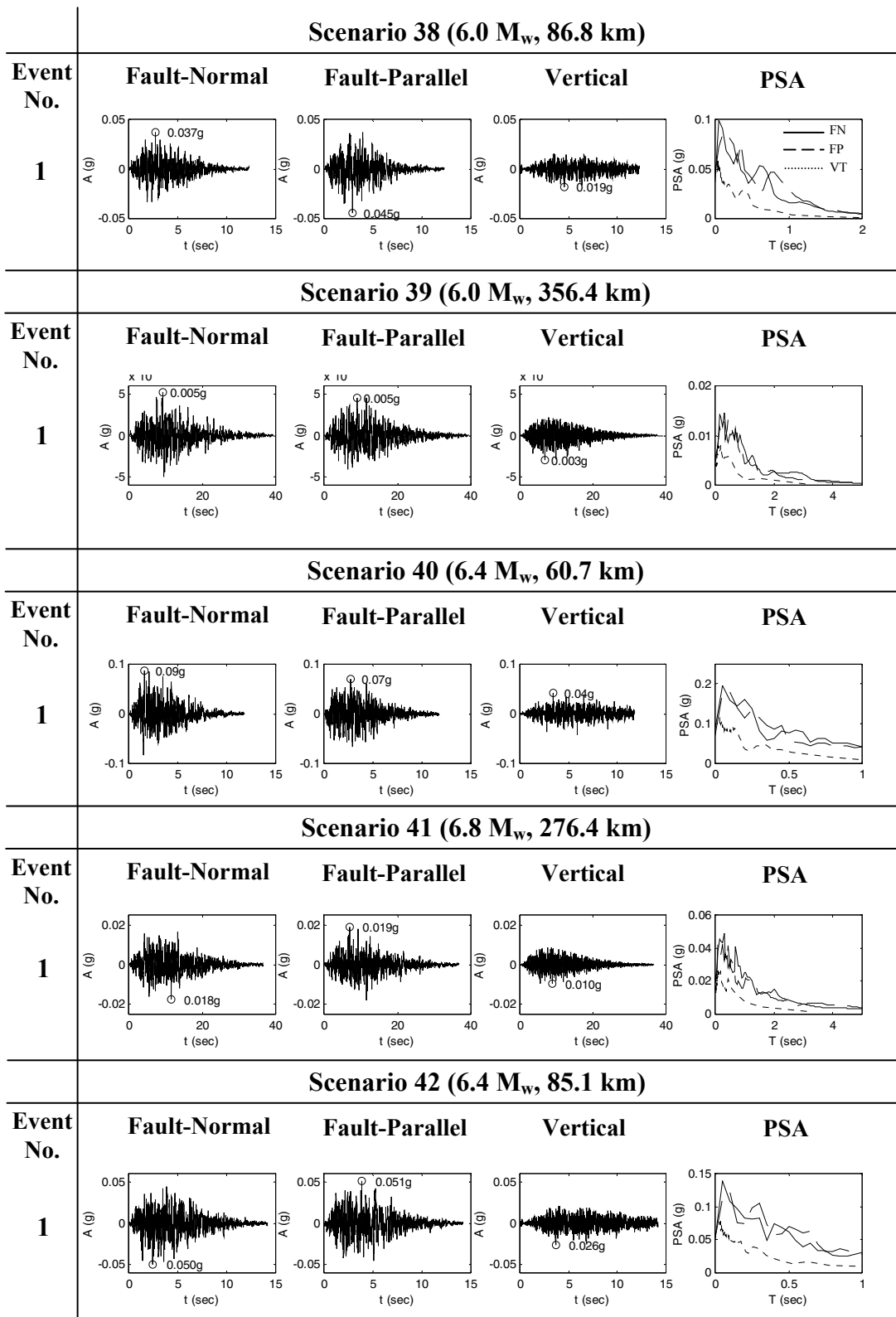


Figure C-3 New York : 10% Probability of Exceedance in 50 Years  
Long Ensemble (Cont'd)



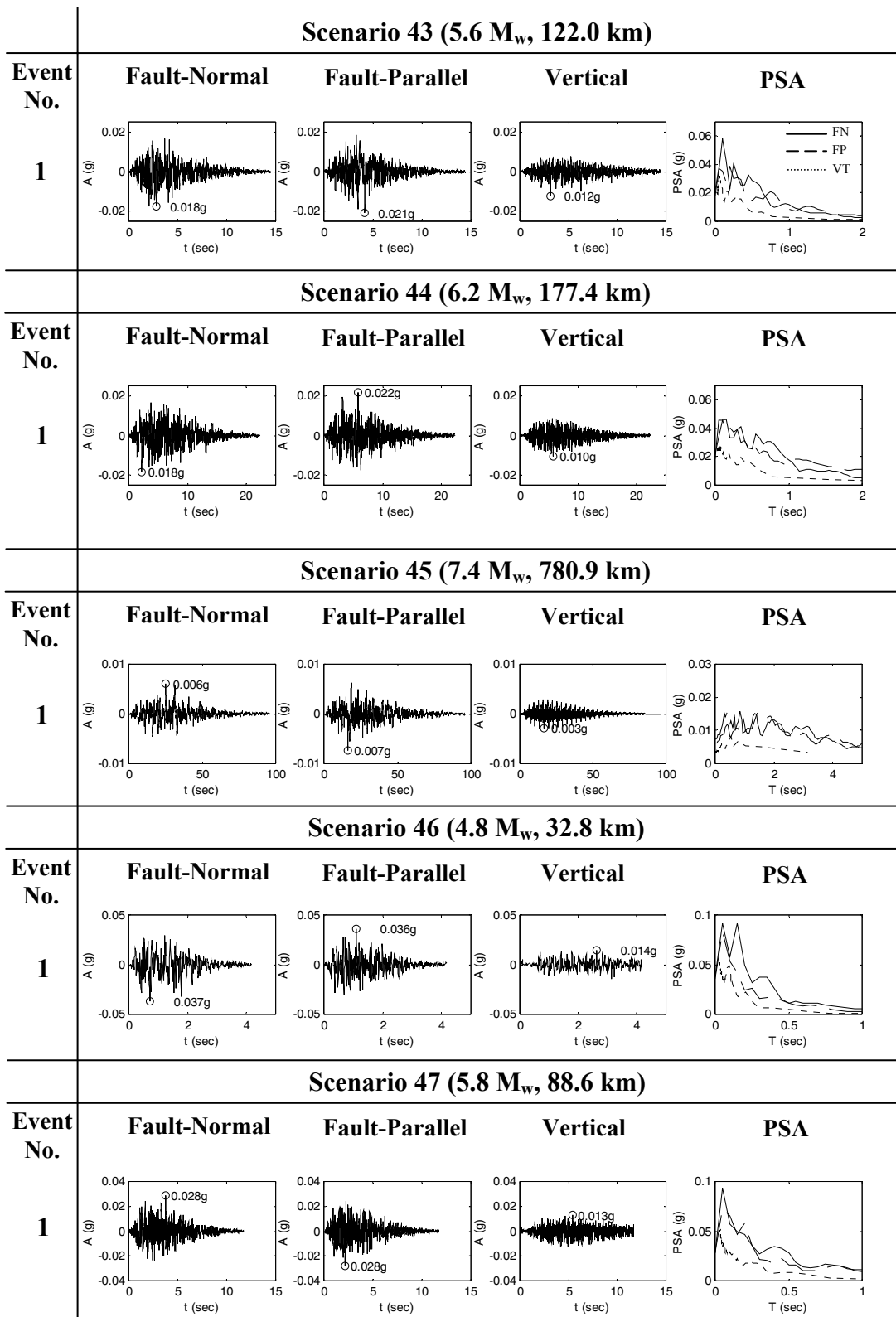


Figure C-3 New York : 10% Probability of Exceedance in 50 Years  
Long Ensemble (Cont'd)

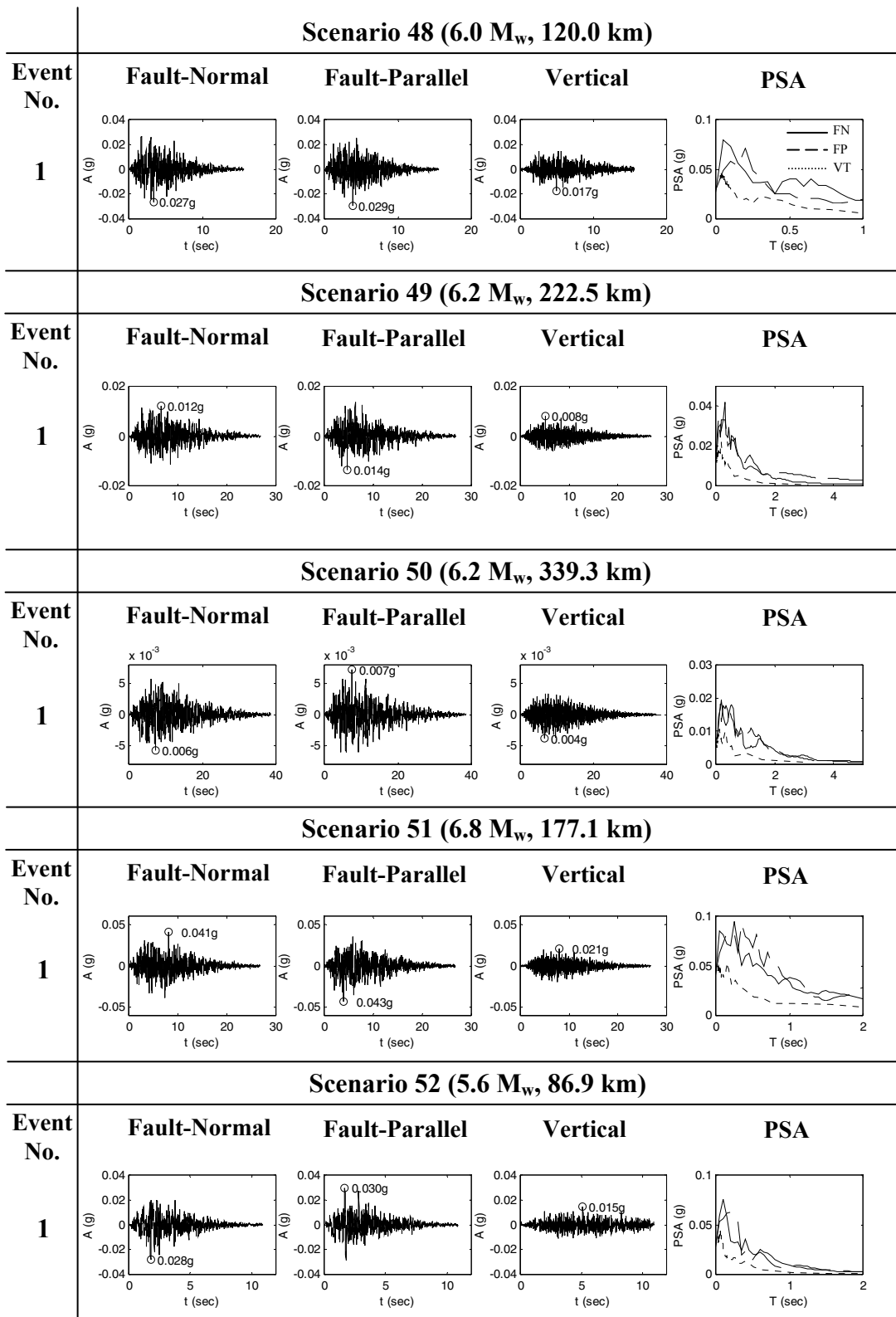


Figure C-3 New York : 10% Probability of Exceedance in 50 Years Long Ensemble (Cont'd)

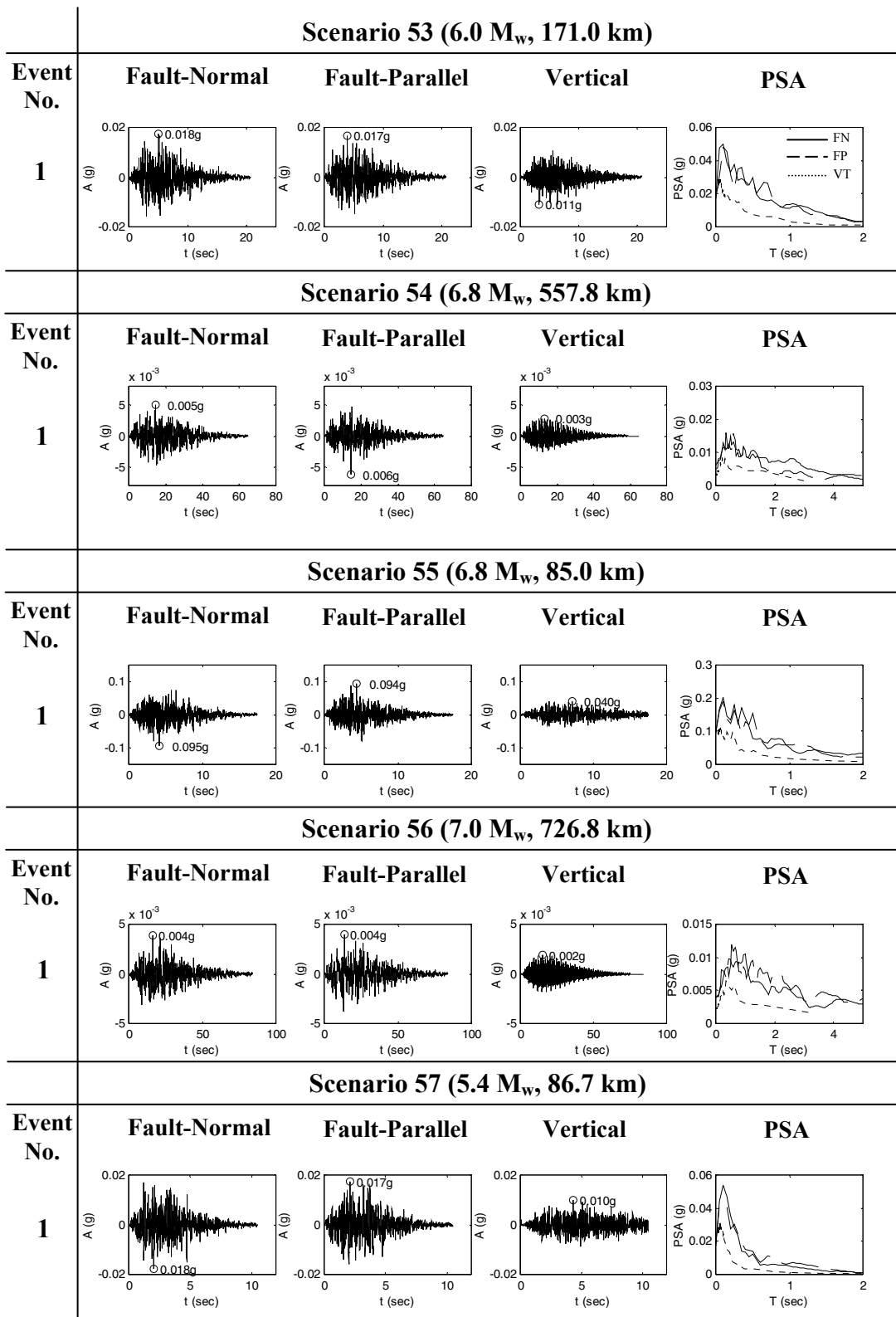


Figure C-3 New York : 10% Probability of Exceedance in 50 Years Long Ensemble (Cont'd)

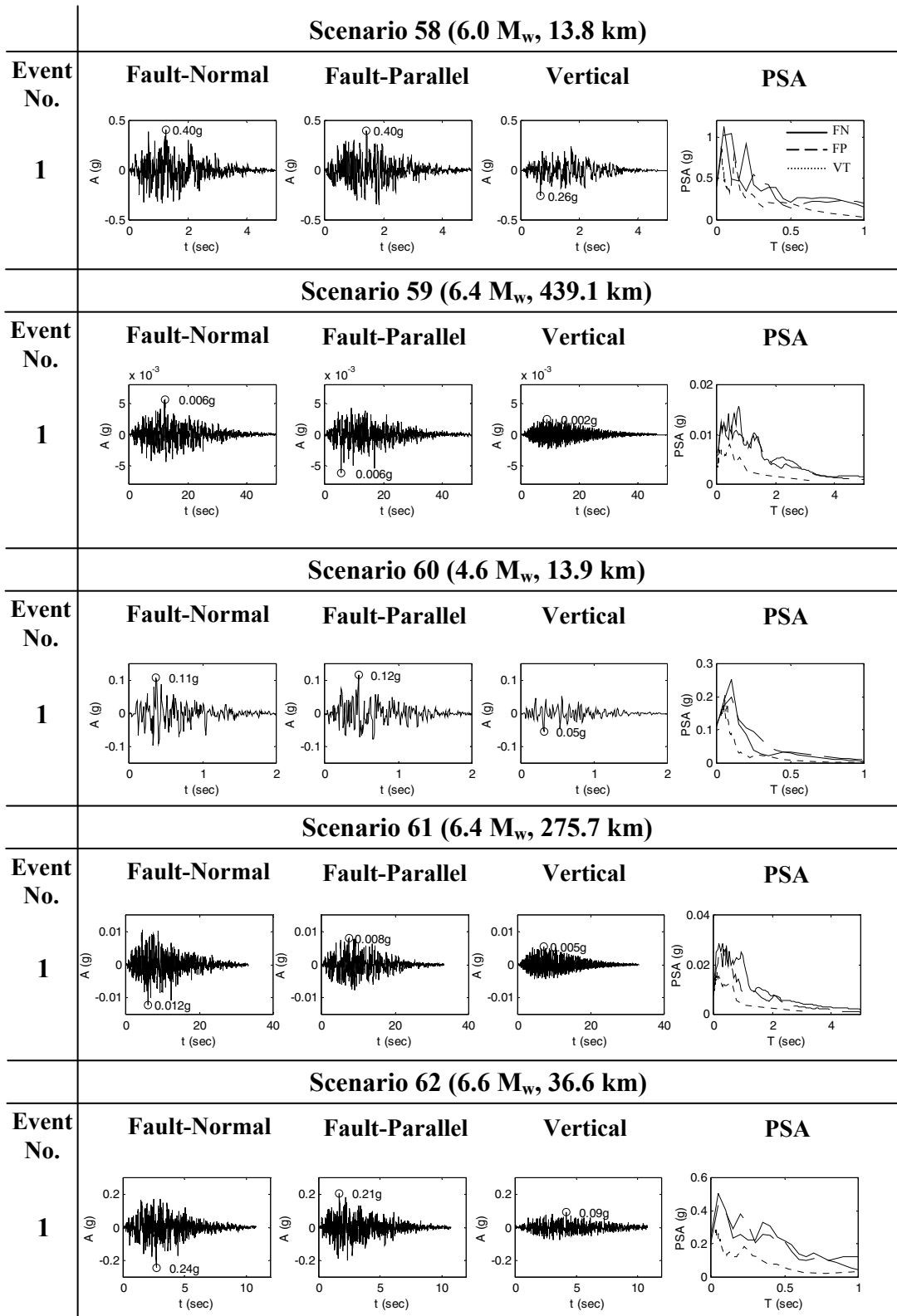


Figure C-3 New York : 10% Probability of Exceedance in 50 Years Long Ensemble (Cont'd)

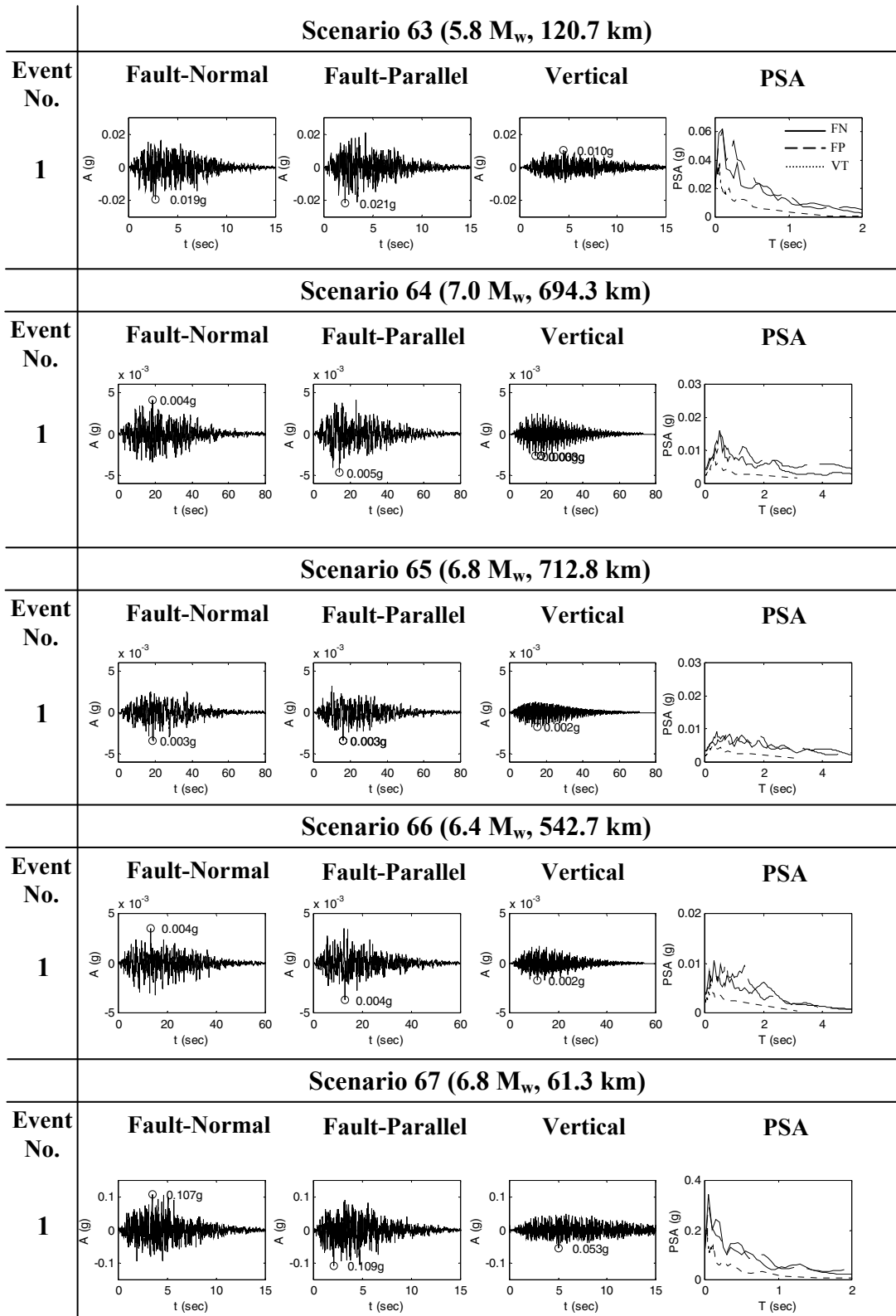


Figure C-3 New York : 10% Probability of Exceedance in 50 Years Long Ensemble (Cont'd)

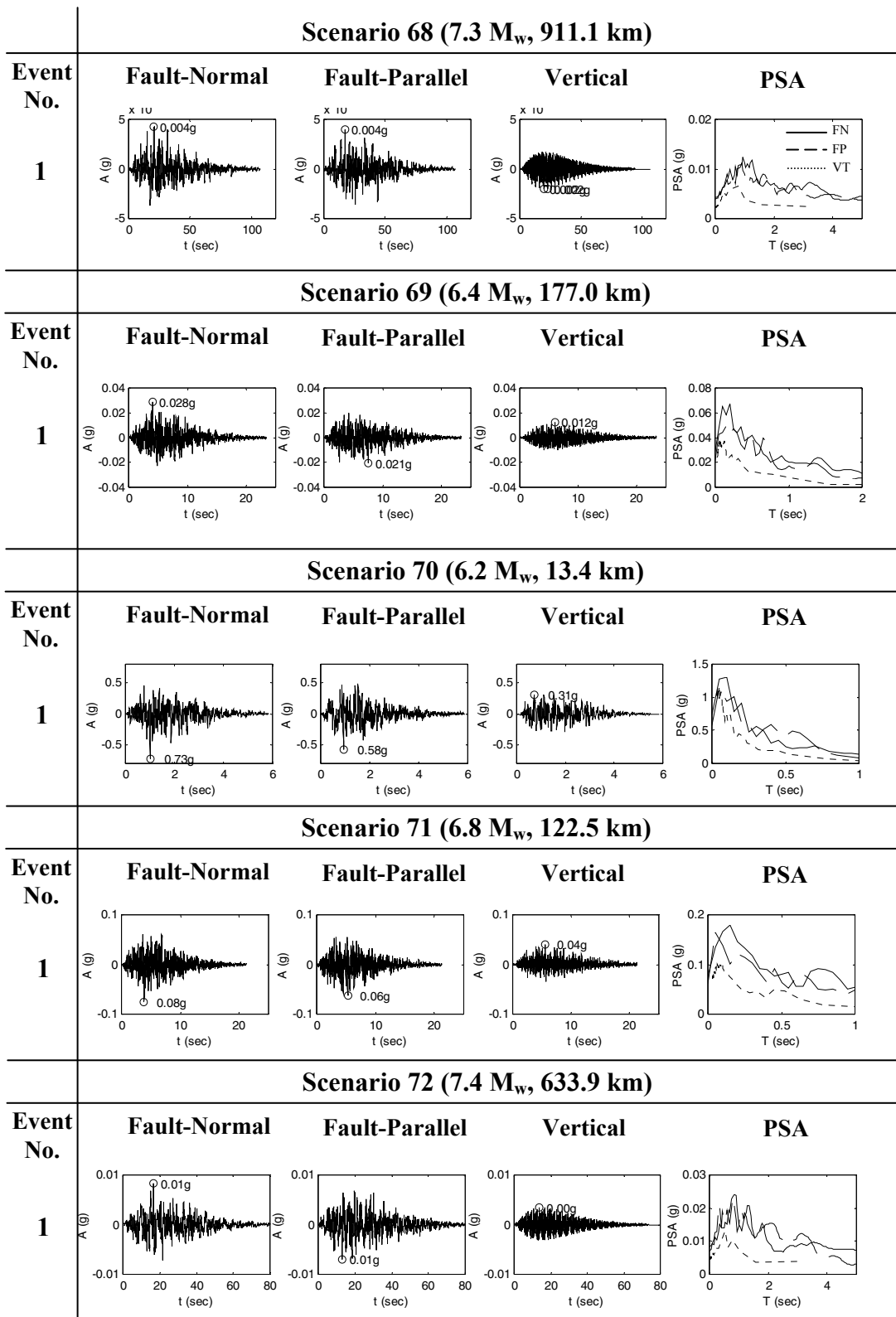


Figure C-3 New York : 10% Probability of Exceedance in 50 Years Long Ensemble (Cont'd)

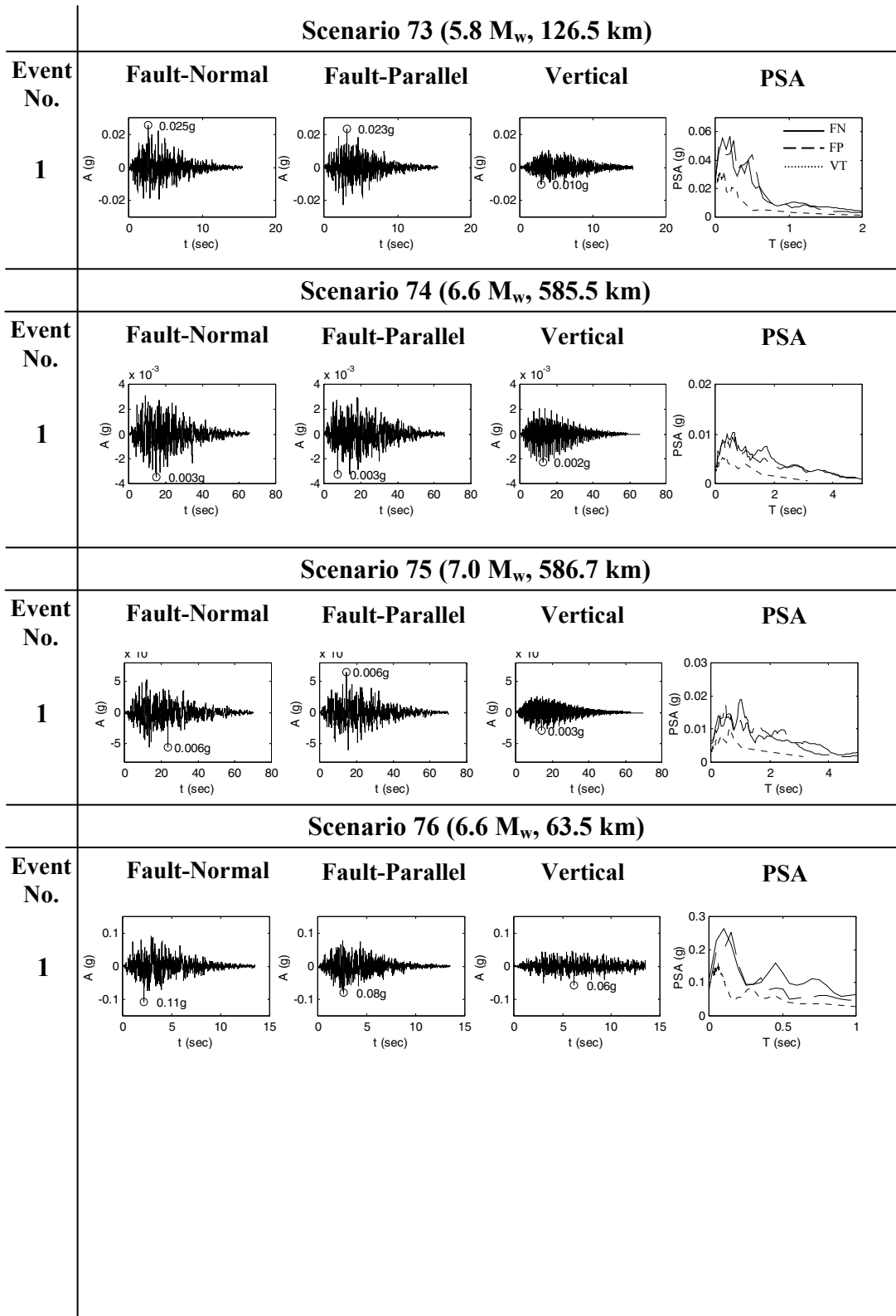
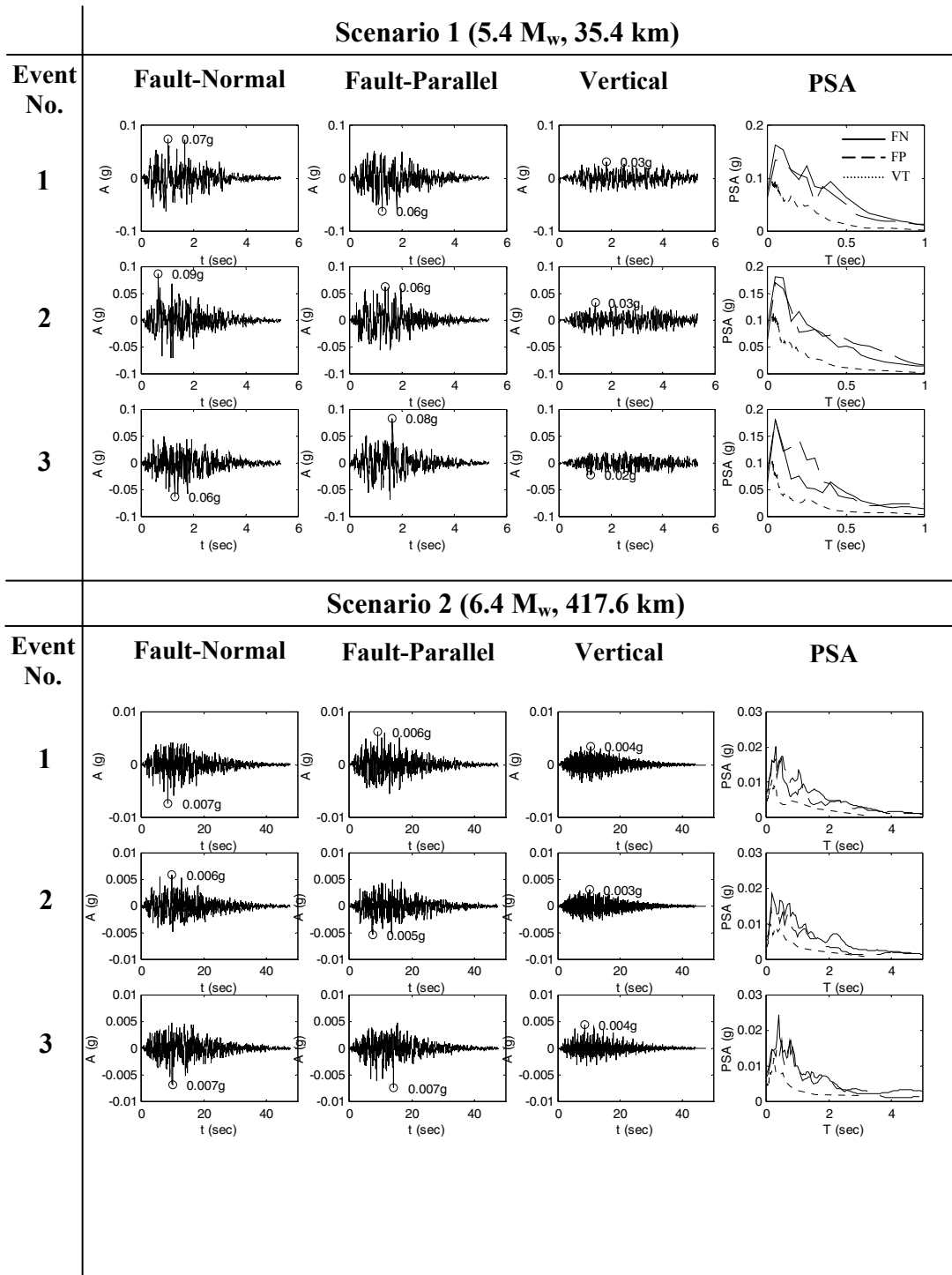
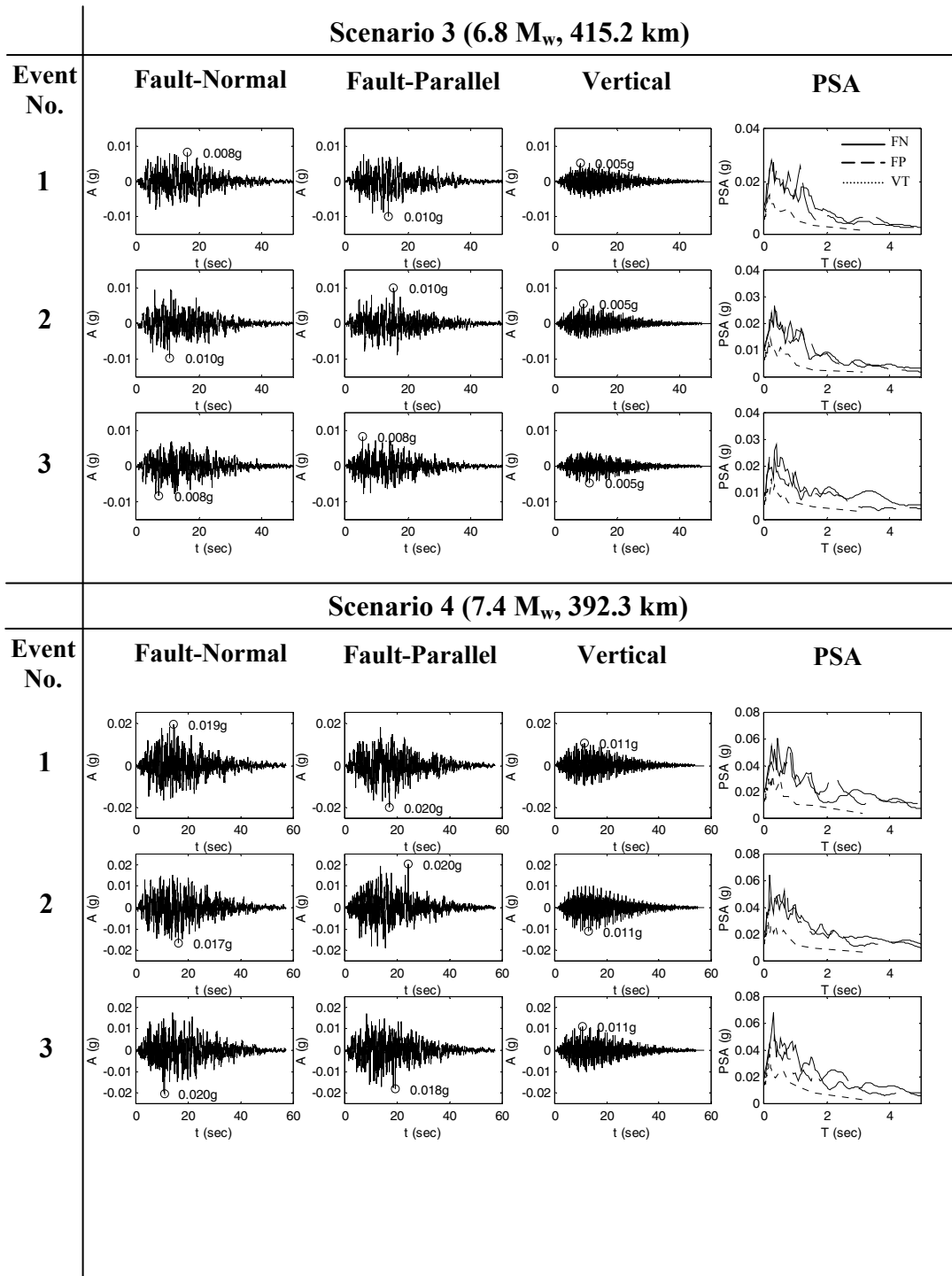


Figure C-3 New York : 10% Probability of Exceedance in 50 Years Long Ensemble (Cont'd)

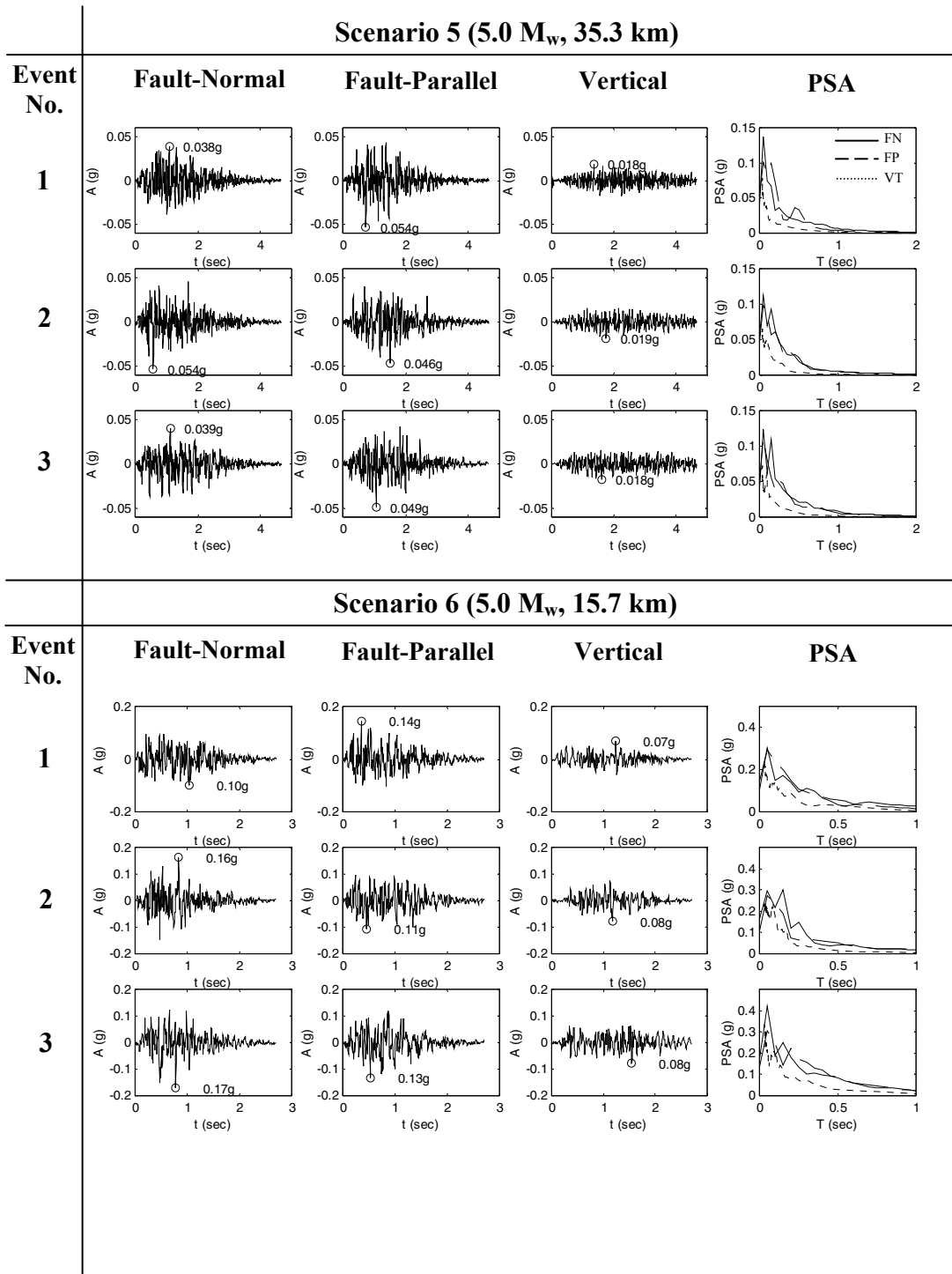


**Figure C-4 New York : 20% Probability of Exceedance in 50 Years Long Ensemble**





**Figure C-4 New York : 20% Probability of Exceedance in 50 Years Long Ensemble (Cont'd)**



**Figure C-4 New York : 20% Probability of Exceedance in 50 Years Long Ensemble (Cont'd)**

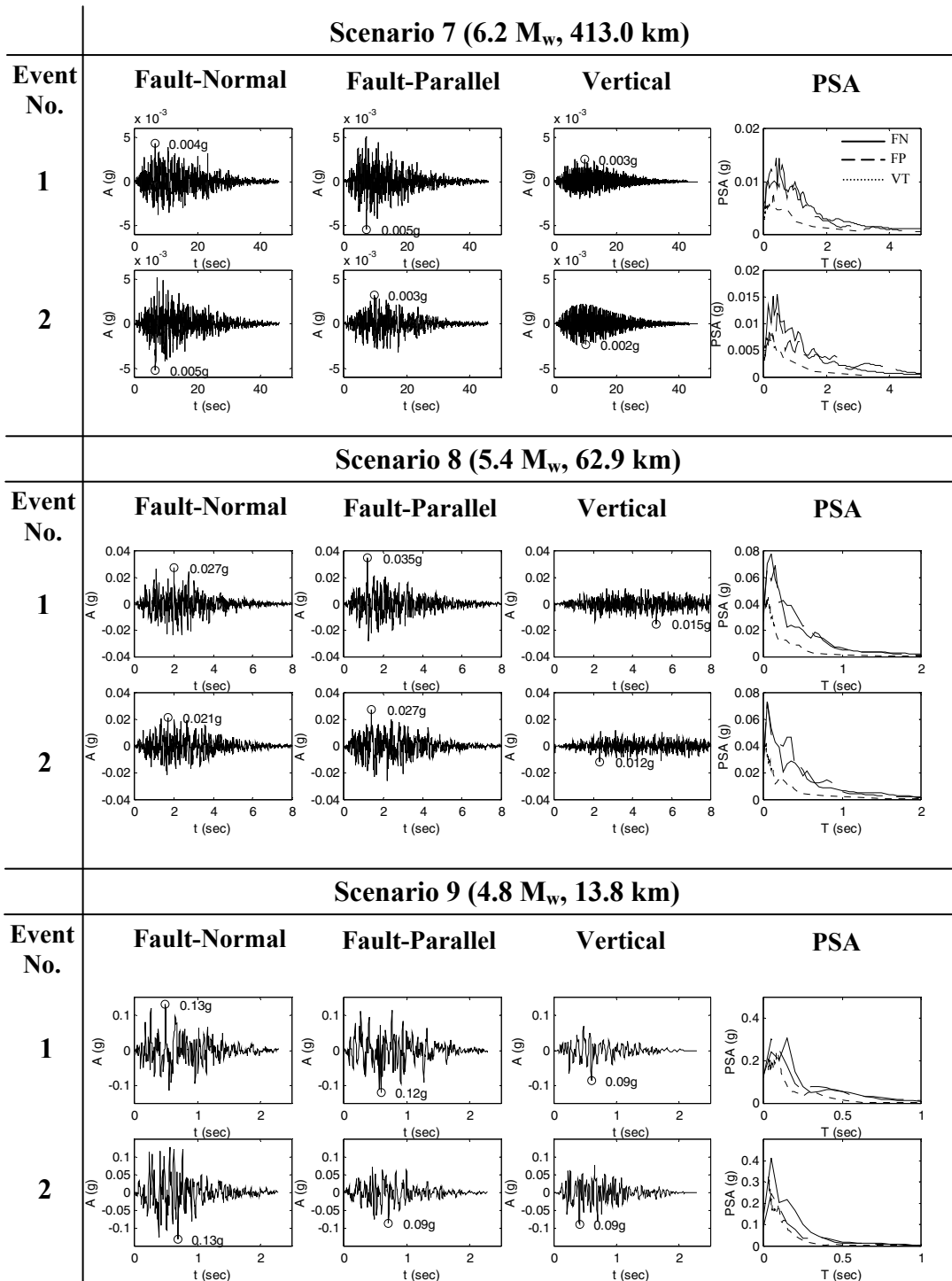


Figure C-4 New York : 20% Probability of Exceedance in 50 Years Long Ensemble (Cont'd)

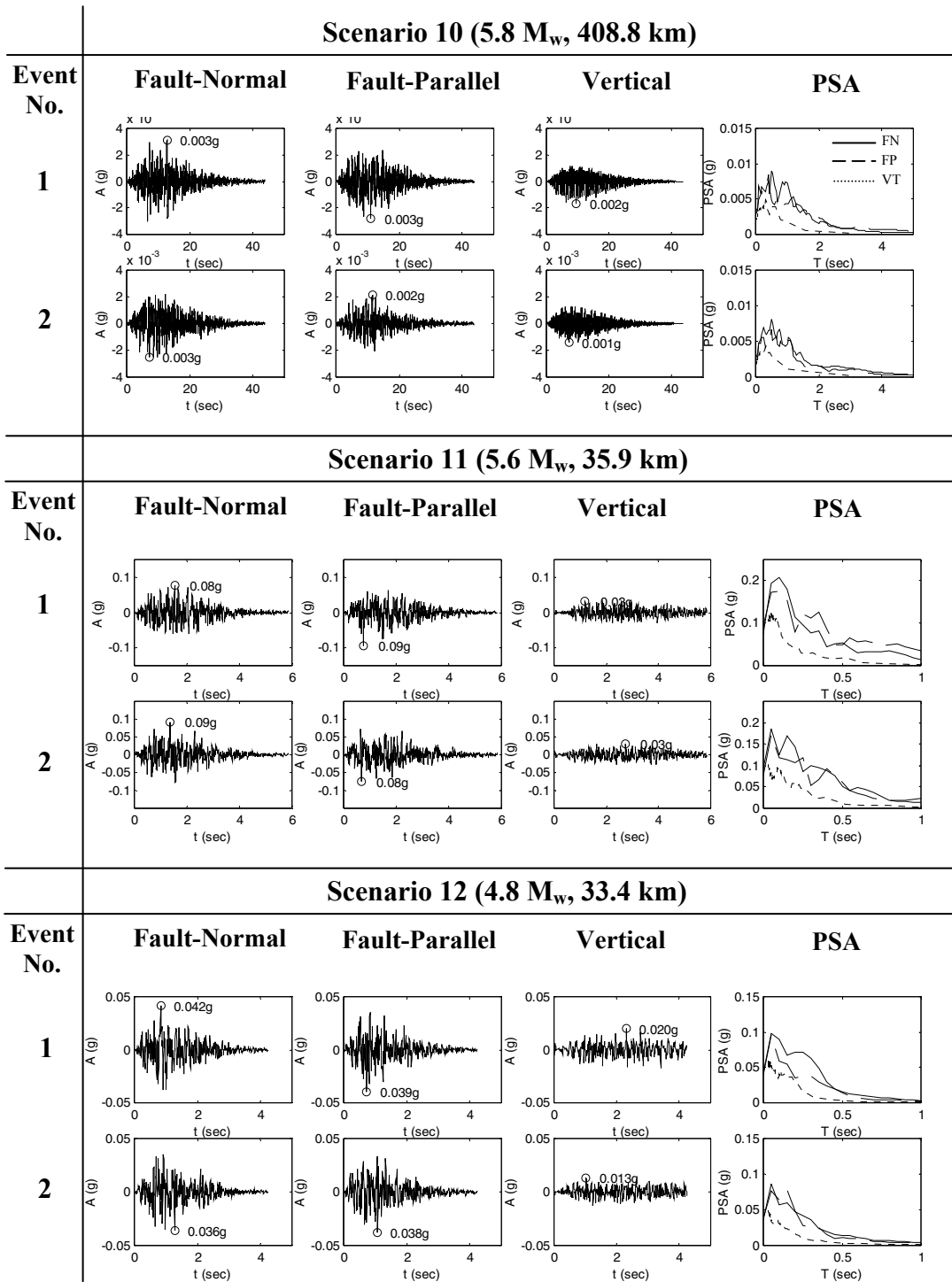


Figure C-4 New York : 20% Probability of Exceedance in 50 Years Long Ensemble (Cont'd)

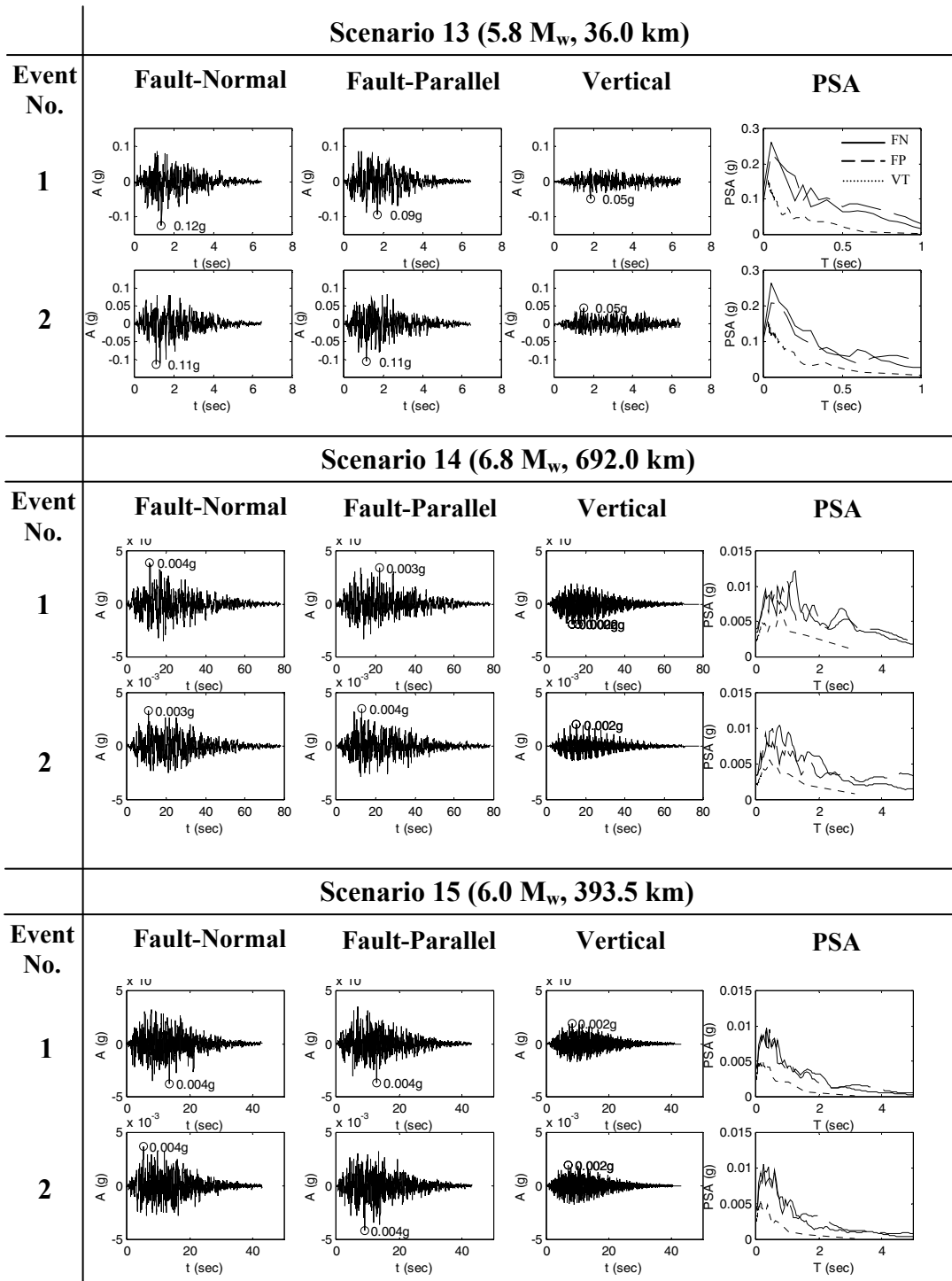


Figure C-4 New York : 20% Probability of Exceedance in 50 Years Long Ensemble (Cont'd)

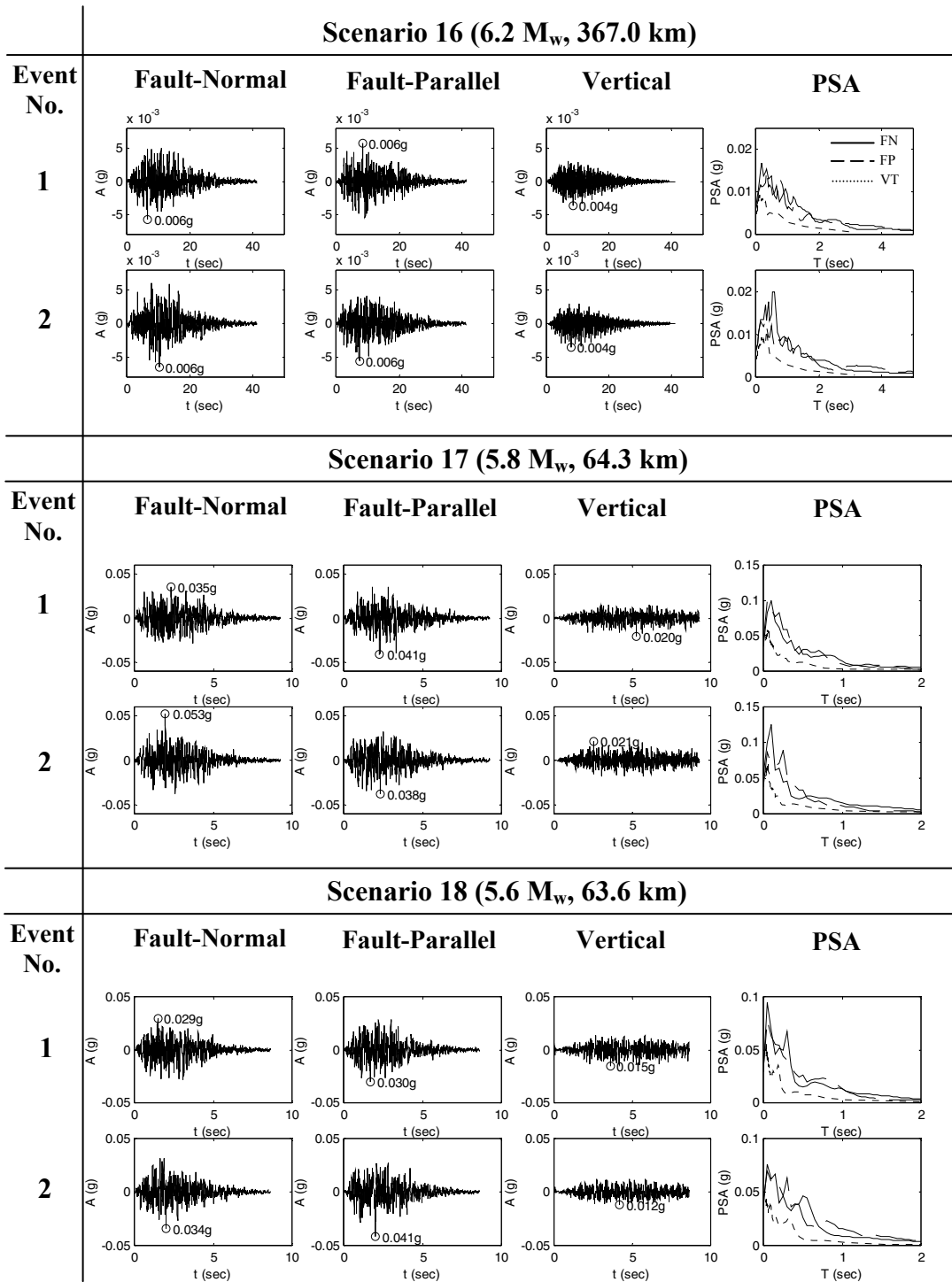


Figure C-4 New York : 20% Probability of Exceedance in 50 Years Long Ensemble (Cont'd)

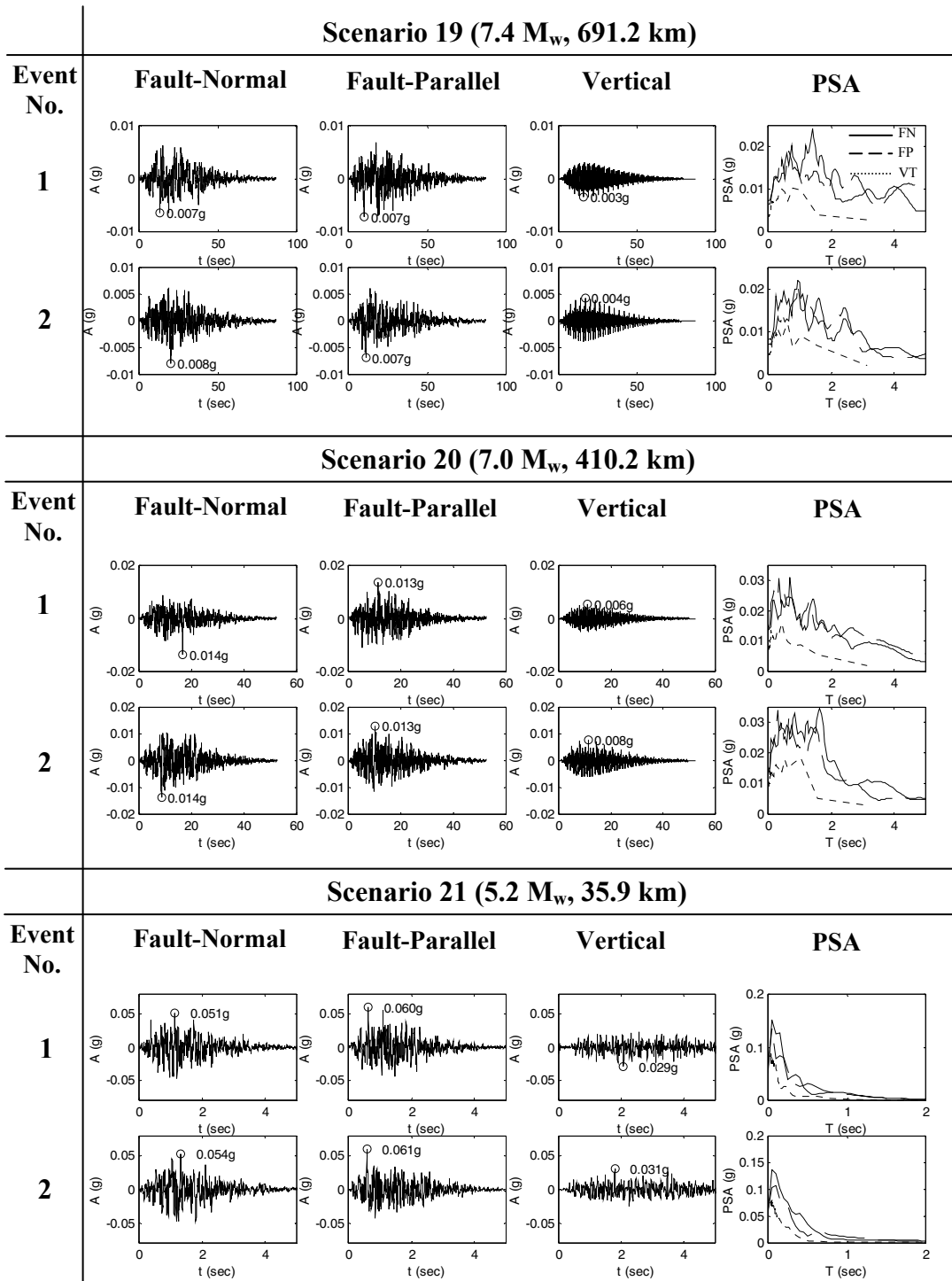


Figure C-4 New York : 20% Probability of Exceedance in 50 Years Long Ensemble (Cont'd)

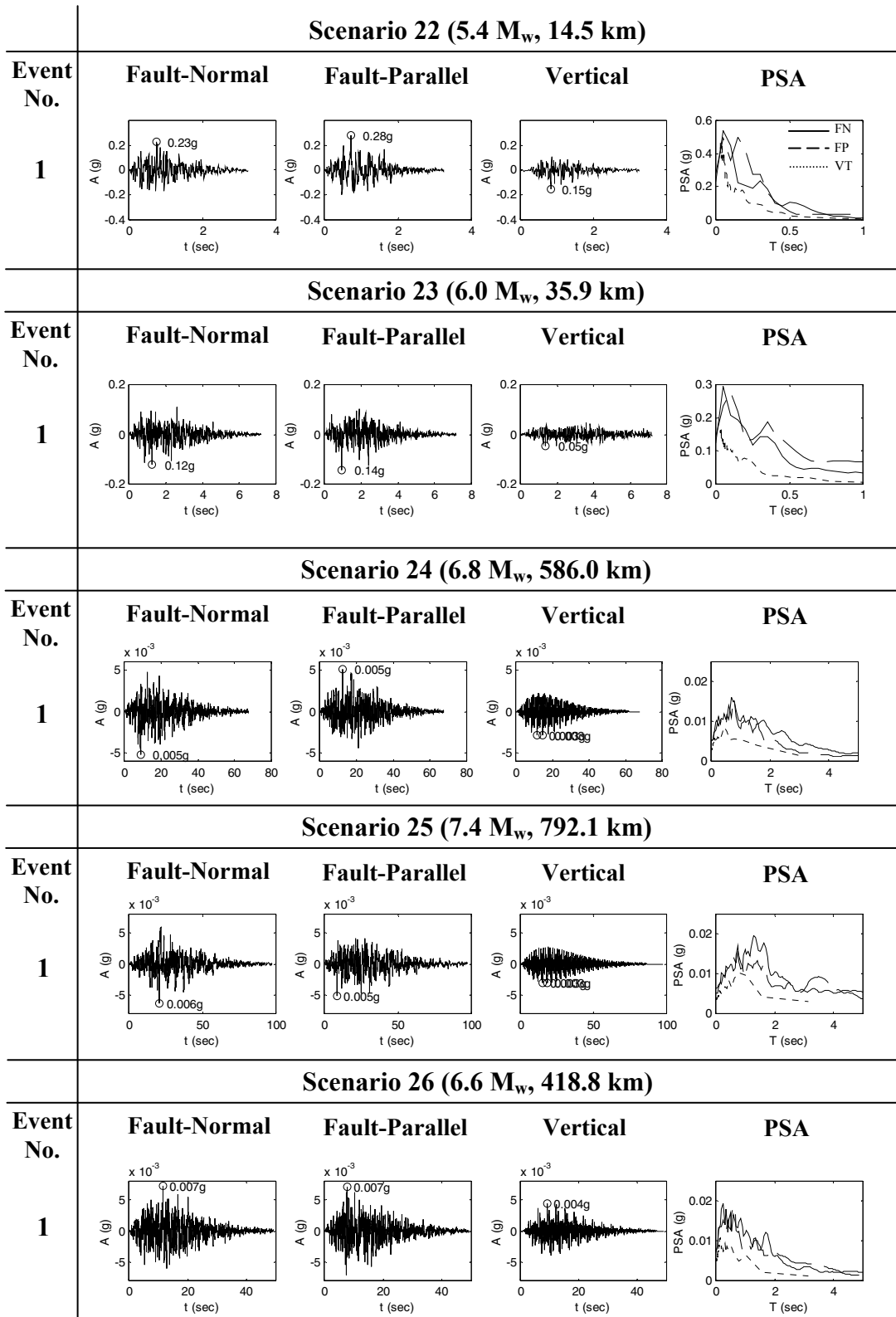


Figure C-4 New York : 20% Probability of Exceedance in 50 Years  
Long Ensemble (Cont'd)



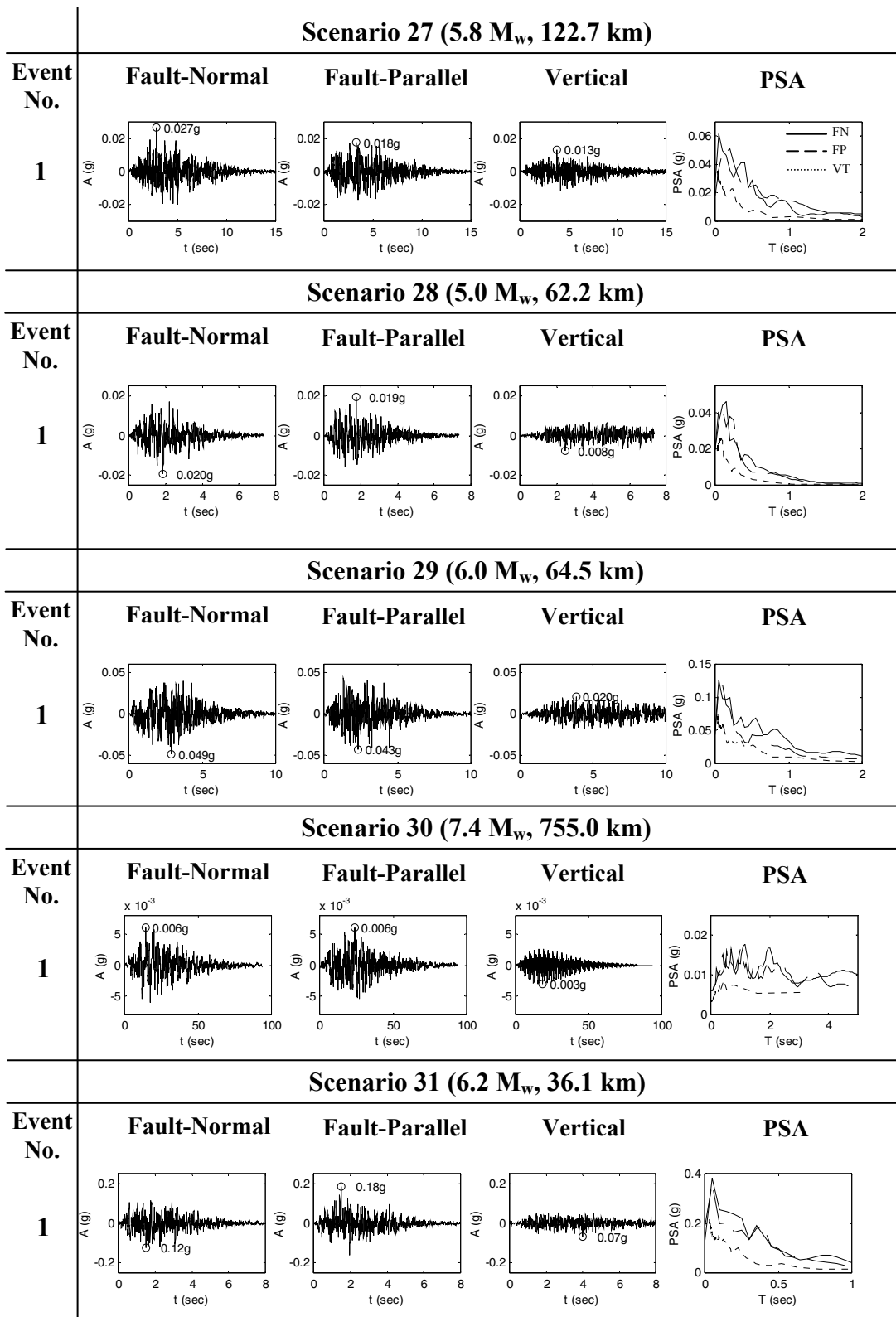


Figure C-4 New York : 20% Probability of Exceedance in 50 Years Long Ensemble (Cont'd)

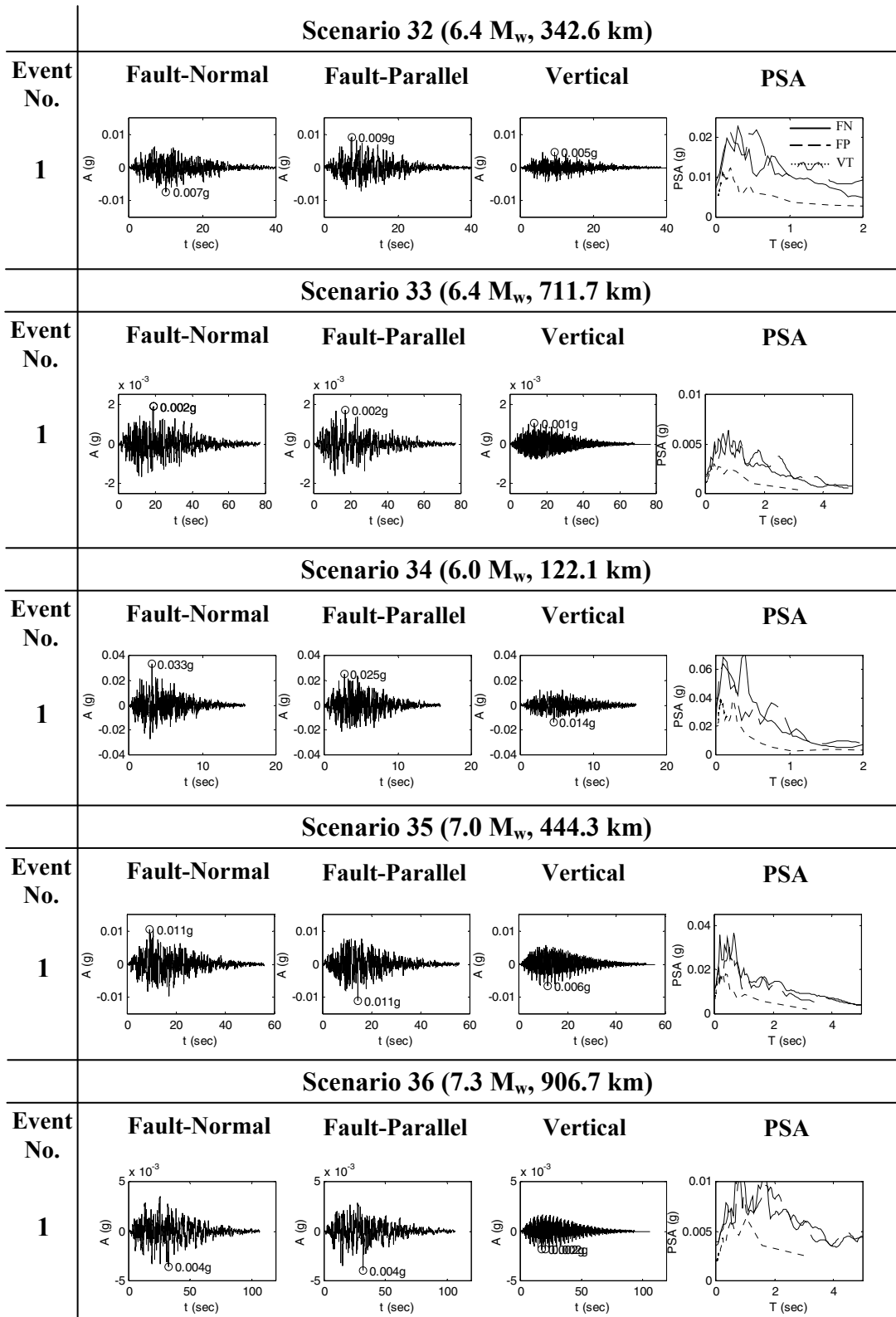


Figure C-4 New York : 20% Probability of Exceedance in 50 Years Long Ensemble (Cont'd)

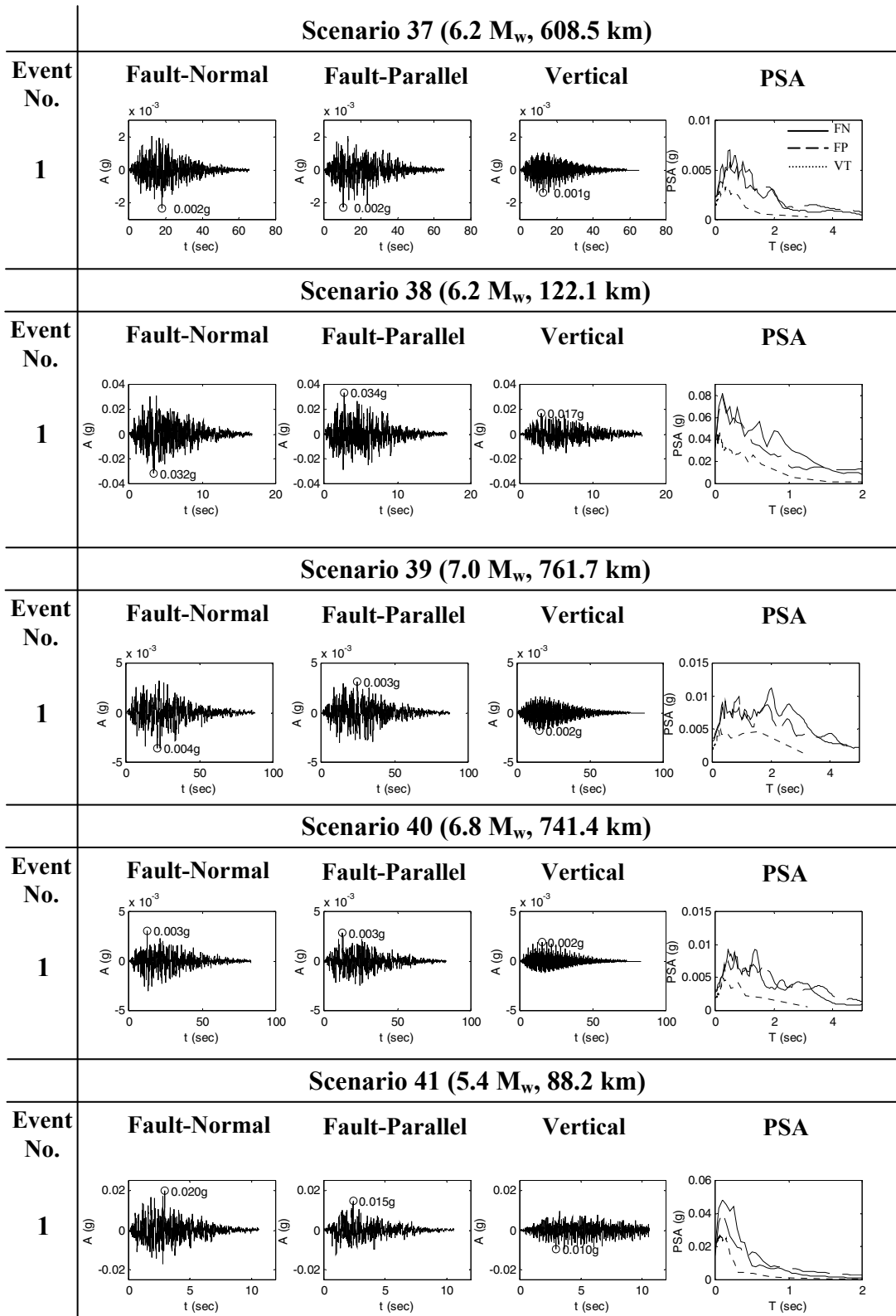


Figure C-4 New York : 20% Probability of Exceedance in 50 Years  
Long Ensemble (Cont'd)

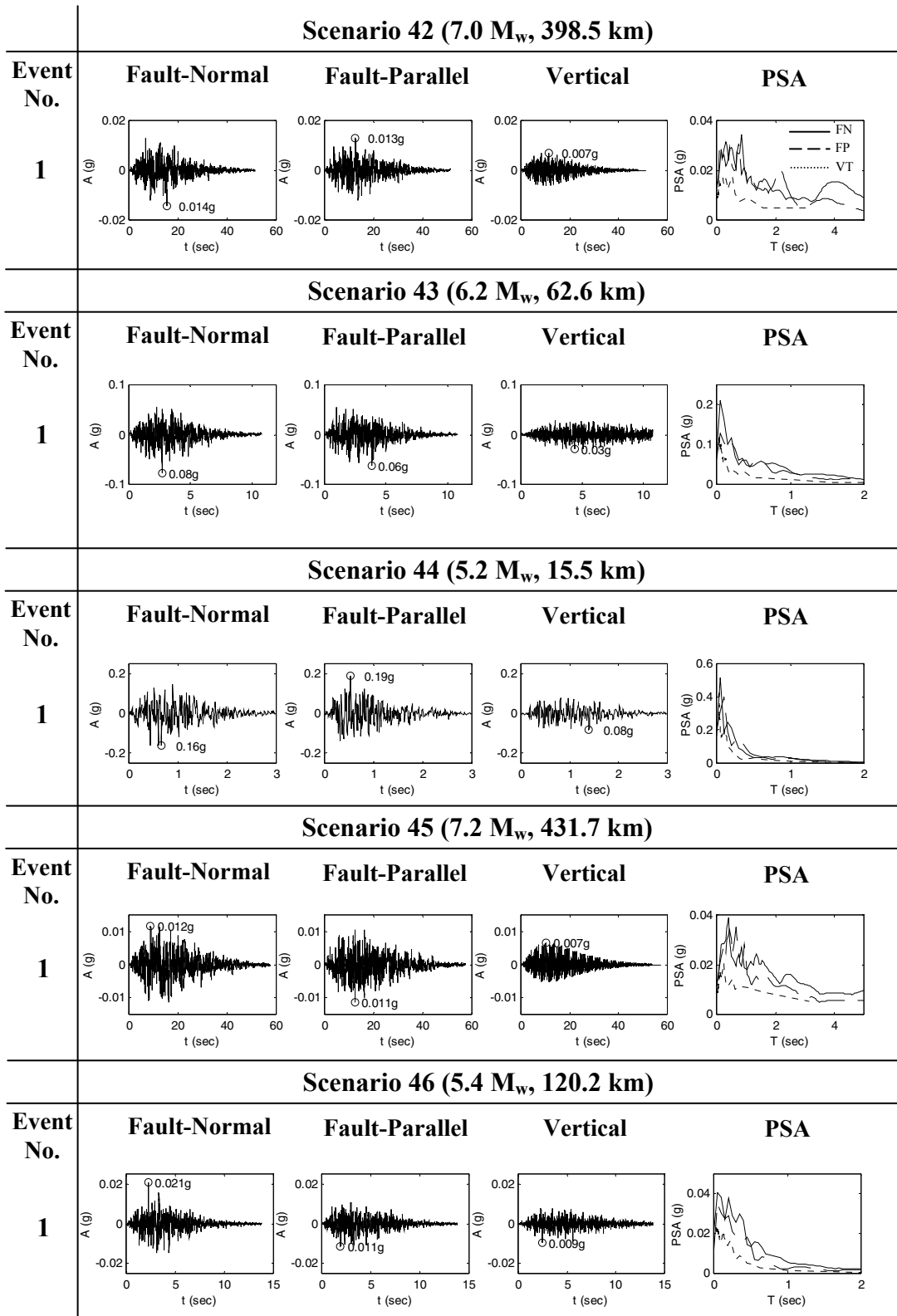
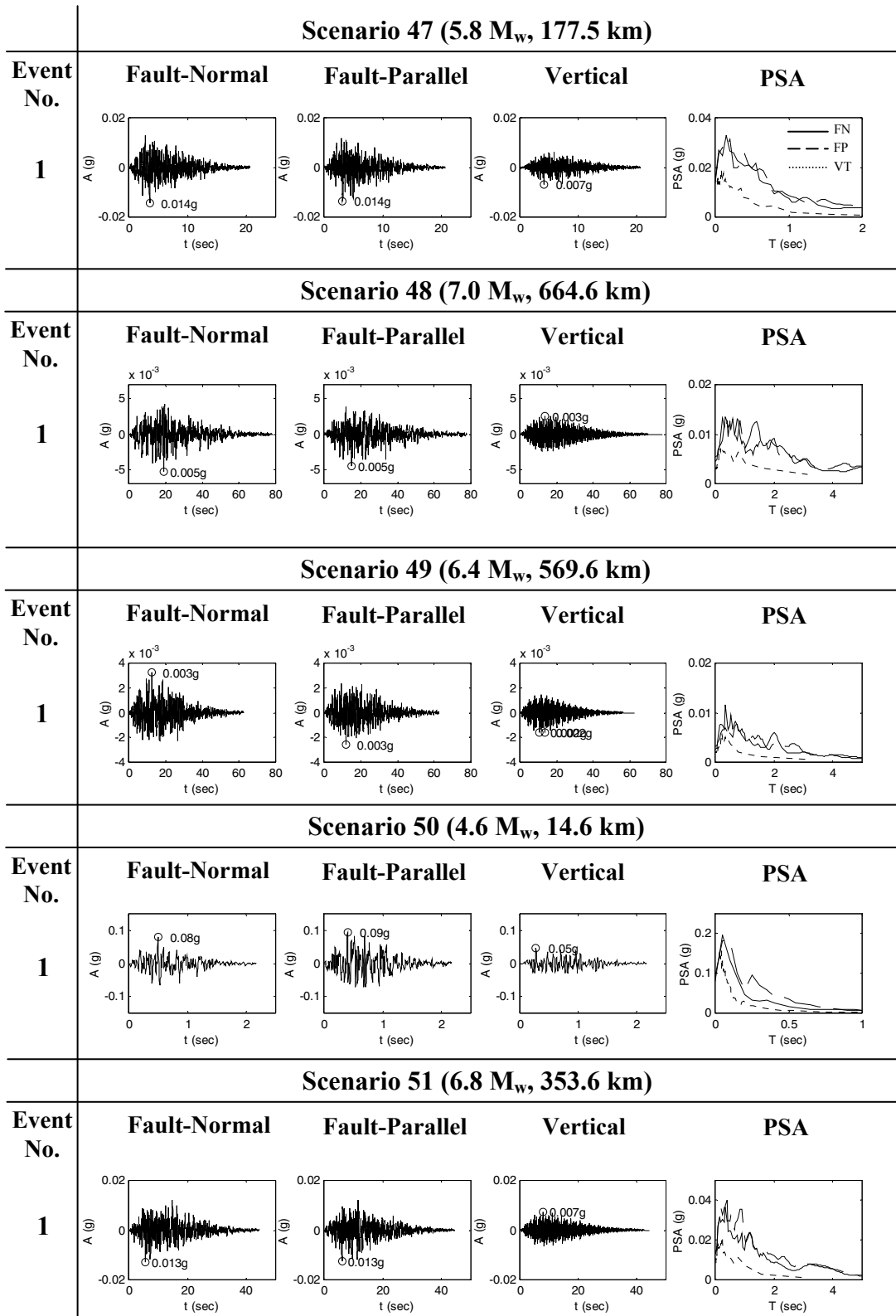


Figure C-4 New York : 20% Probability of Exceedance in 50 Years Long Ensemble (Cont'd)



**Figure C-4 New York : 20% Probability of Exceedance in 50 Years  
Long Ensemble (Cont'd)**

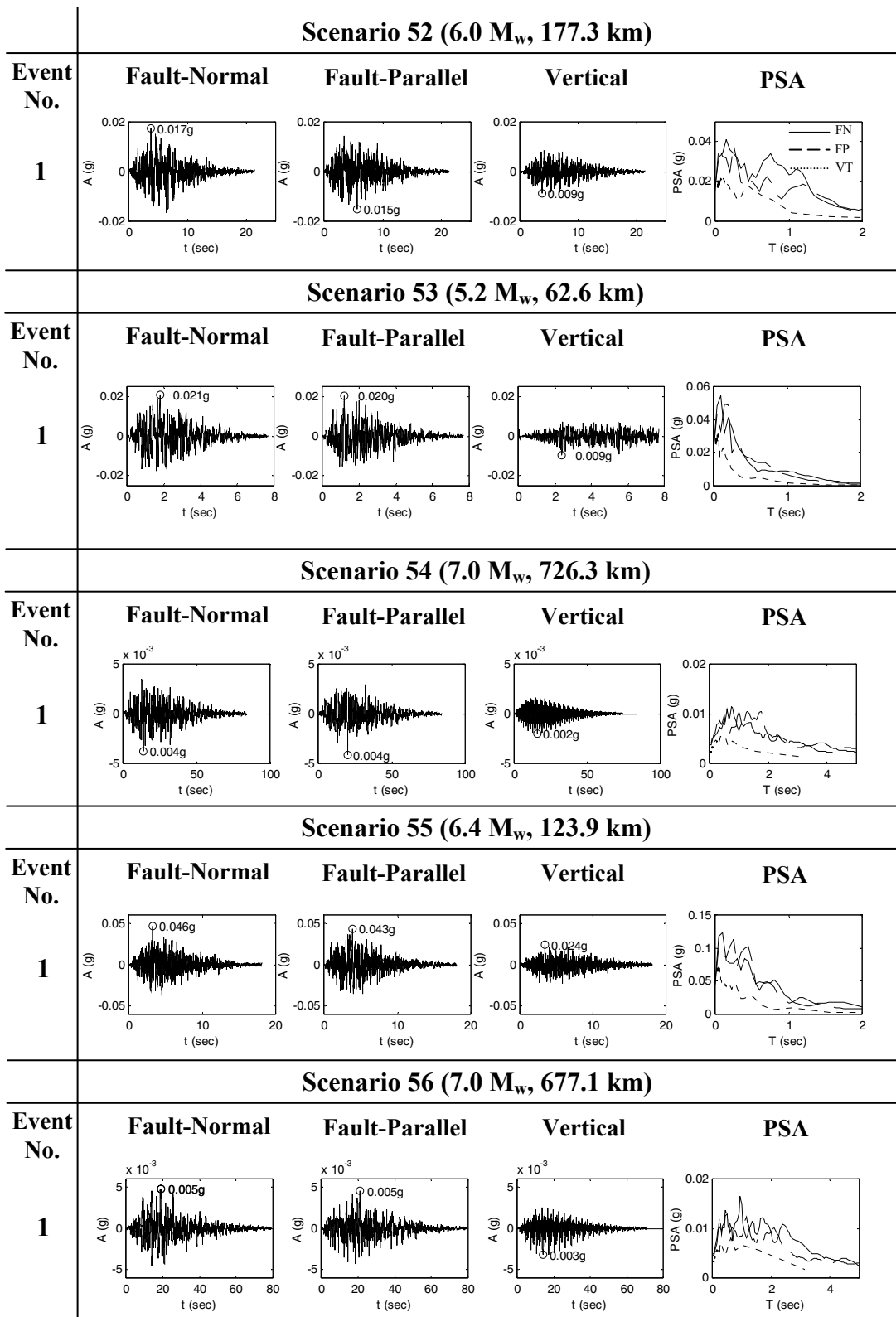


Figure C-4 New York : 20% Probability of Exceedance in 50 Years Long Ensemble (Cont'd)

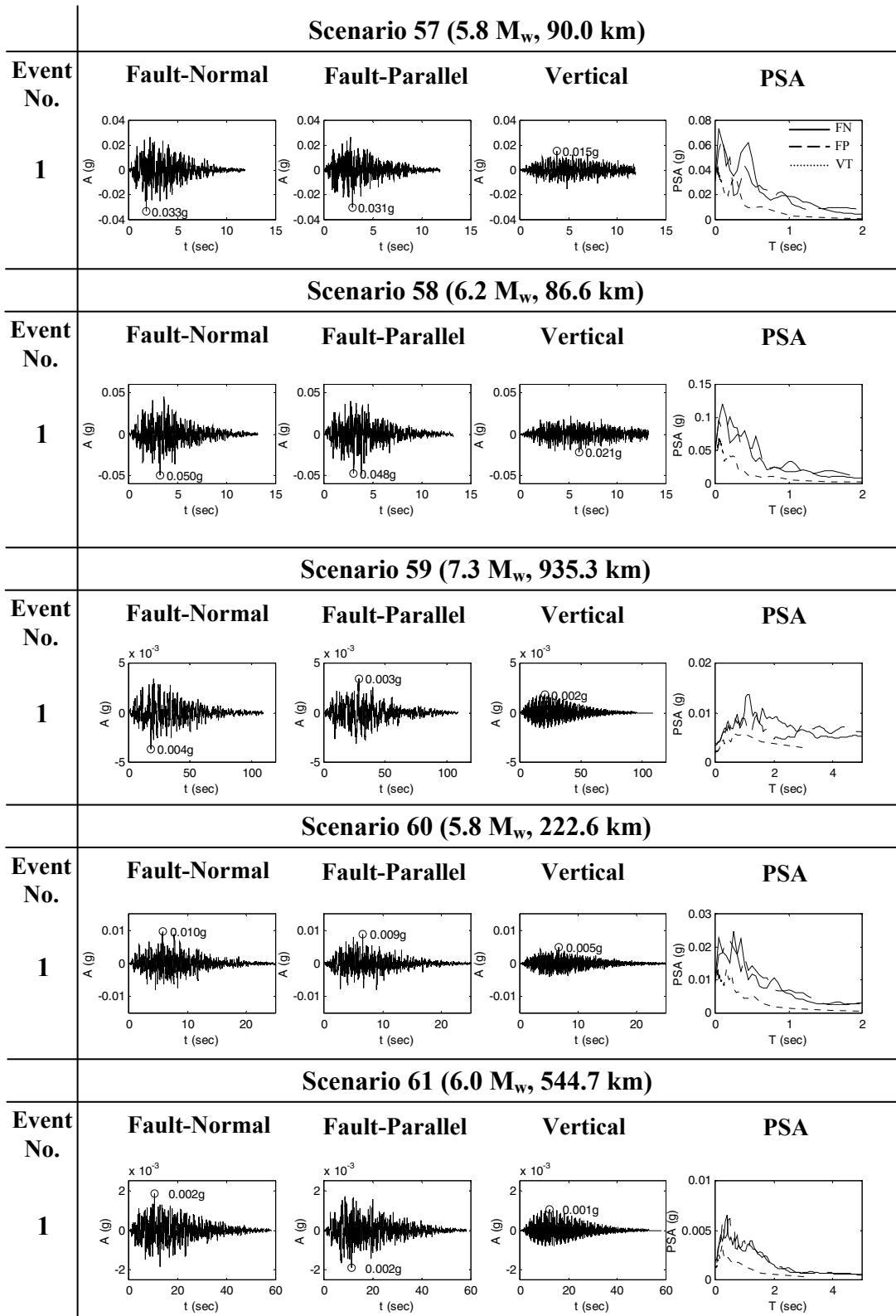


Figure C-4 New York : 20% Probability of Exceedance in 50 Years  
Long Ensemble (Cont'd)

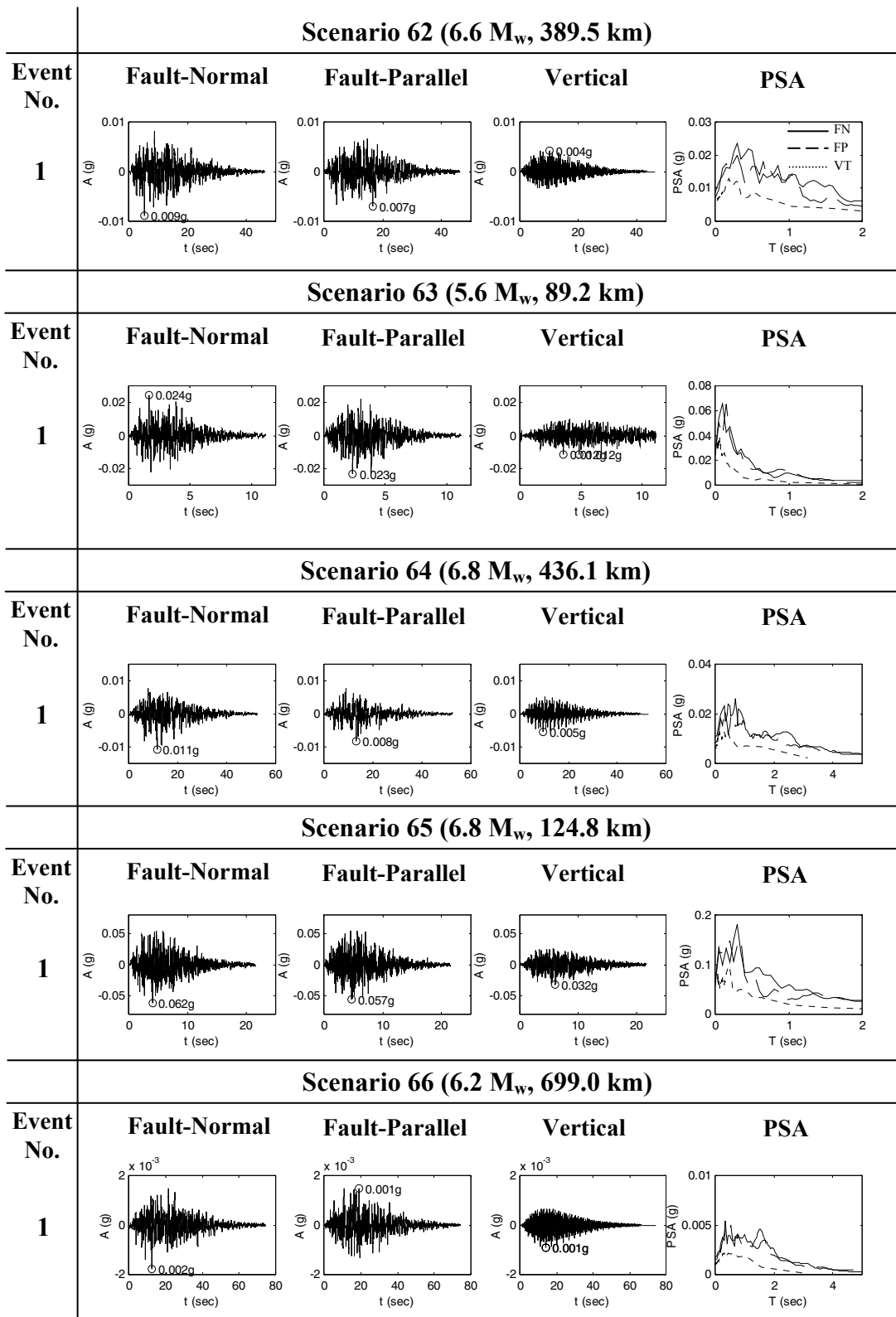


Figure C-4 New York : 20% Probability of Exceedance in 50 Years Long Ensemble (Cont'd)



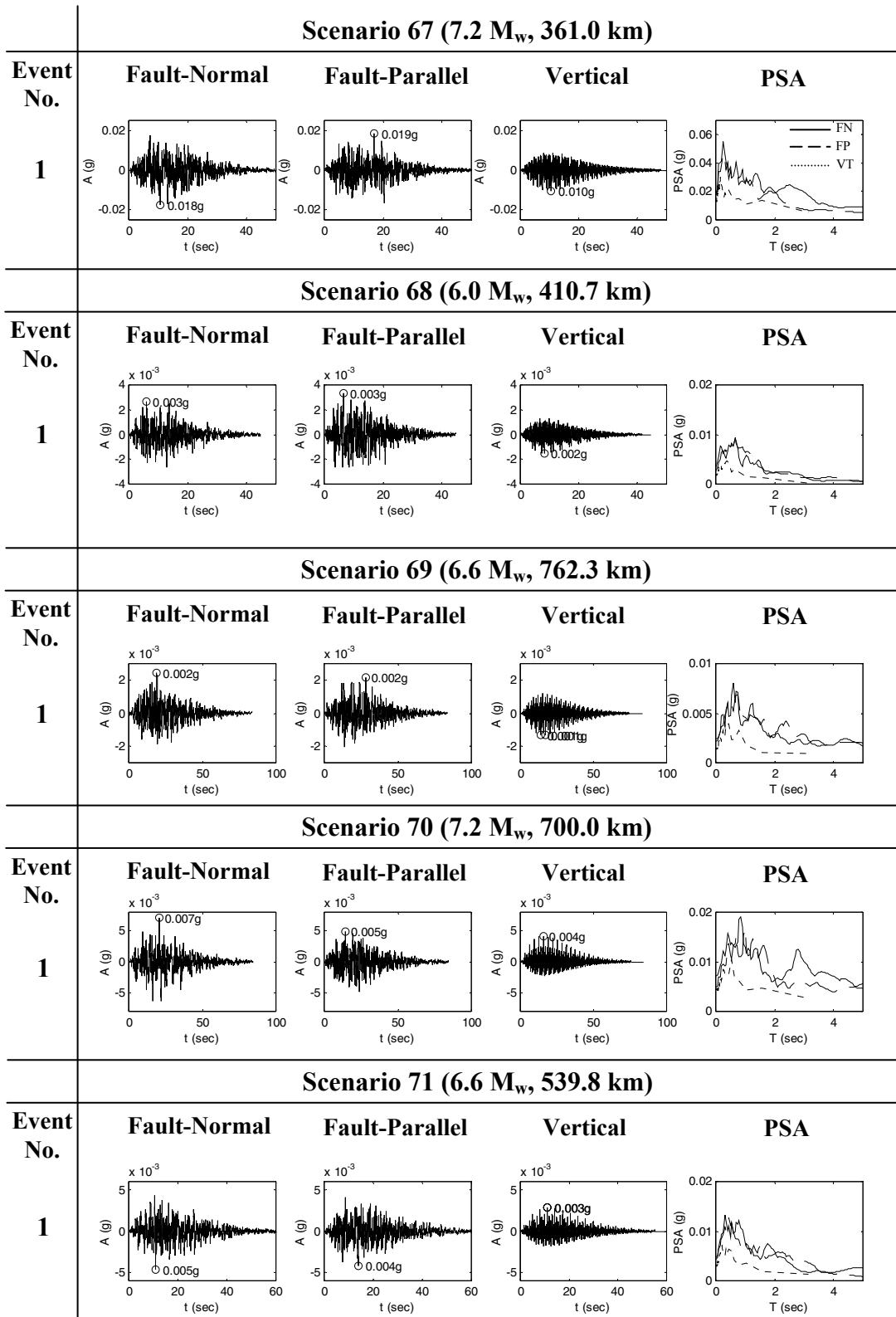
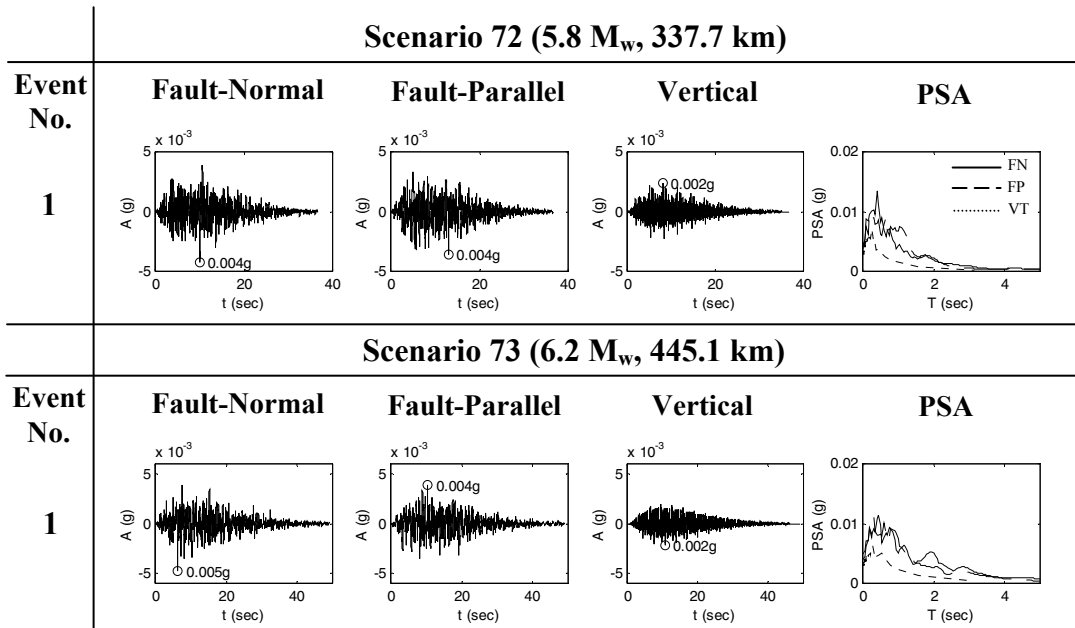


Figure C-4 New York : 20% Probability of Exceedance in 50 Years  
Long Ensemble (Cont'd)



**Figure C-4 New York : 20% Probability of Exceedance in 50 Years Long Ensemble (Cont'd)**

## **Multidisciplinary Center for Earthquake Engineering Research List of Technical Reports**

The Multidisciplinary Center for Earthquake Engineering Research (MCEER) publishes technical reports on a variety of subjects related to earthquake engineering written by authors funded through MCEER. These reports are available from both MCEER Publications and the National Technical Information Service (NTIS). Requests for reports should be directed to MCEER Publications, Multidisciplinary Center for Earthquake Engineering Research, State University of New York at Buffalo, Red Jacket Quadrangle, Buffalo, New York 14261. Reports can also be requested through NTIS, 5285 Port Royal Road, Springfield, Virginia 22161. NTIS accession numbers are shown in parenthesis, if available.

- NCEER-87-0001 "First-Year Program in Research, Education and Technology Transfer," 3/5/87, (PB88-134275, A04, MF-A01).
- NCEER-87-0002 "Experimental Evaluation of Instantaneous Optimal Algorithms for Structural Control," by R.C. Lin, T.T. Soong and A.M. Reinhorn, 4/20/87, (PB88-134341, A04, MF-A01).
- NCEER-87-0003 "Experimentation Using the Earthquake Simulation Facilities at University at Buffalo," by A.M. Reinhorn and R.L. Ketter, to be published.
- NCEER-87-0004 "The System Characteristics and Performance of a Shaking Table," by J.S. Hwang, K.C. Chang and G.C. Lee, 6/1/87, (PB88-134259, A03, MF-A01). This report is available only through NTIS (see address given above).
- NCEER-87-0005 "A Finite Element Formulation for Nonlinear Viscoplastic Material Using a Q Model," by O. Gyebi and G. Dasgupta, 11/2/87, (PB88-213764, A08, MF-A01).
- NCEER-87-0006 "Symbolic Manipulation Program (SMP) - Algebraic Codes for Two and Three Dimensional Finite Element Formulations," by X. Lee and G. Dasgupta, 11/9/87, (PB88-218522, A05, MF-A01).
- NCEER-87-0007 "Instantaneous Optimal Control Laws for Tall Buildings Under Seismic Excitations," by J.N. Yang, A. Akbarpour and P. Ghaemmaghami, 6/10/87, (PB88-134333, A06, MF-A01). This report is only available through NTIS (see address given above).
- NCEER-87-0008 "IDARC: Inelastic Damage Analysis of Reinforced Concrete Frame - Shear-Wall Structures," by Y.J. Park, A.M. Reinhorn and S.K. Kunnath, 7/20/87, (PB88-134325, A09, MF-A01). This report is only available through NTIS (see address given above).
- NCEER-87-0009 "Liquefaction Potential for New York State: A Preliminary Report on Sites in Manhattan and Buffalo," by M. Budhu, V. Vijayakumar, R.F. Giese and L. Baumgras, 8/31/87, (PB88-163704, A03, MF-A01). This report is available only through NTIS (see address given above).
- NCEER-87-0010 "Vertical and Torsional Vibration of Foundations in Inhomogeneous Media," by A.S. Veletsos and K.W. Dotson, 6/1/87, (PB88-134291, A03, MF-A01). This report is only available through NTIS (see address given above).
- NCEER-87-0011 "Seismic Probabilistic Risk Assessment and Seismic Margins Studies for Nuclear Power Plants," by Howard H.M. Hwang, 6/15/87, (PB88-134267, A03, MF-A01). This report is only available through NTIS (see address given above).
- NCEER-87-0012 "Parametric Studies of Frequency Response of Secondary Systems Under Ground-Acceleration Excitations," by Y. Yong and Y.K. Lin, 6/10/87, (PB88-134309, A03, MF-A01). This report is only available through NTIS (see address given above).
- NCEER-87-0013 "Frequency Response of Secondary Systems Under Seismic Excitation," by J.A. HoLung, J. Cai and Y.K. Lin, 7/31/87, (PB88-134317, A05, MF-A01). This report is only available through NTIS (see address given above).
- NCEER-87-0014 "Modelling Earthquake Ground Motions in Seismically Active Regions Using Parametric Time Series Methods," by G.W. Ellis and A.S. Cakmak, 8/25/87, (PB88-134283, A08, MF-A01). This report is only available through NTIS (see address given above).

- NCEER-87-0015 "Detection and Assessment of Seismic Structural Damage," by E. DiPasquale and A.S. Cakmak, 8/25/87, (PB88-163712, A05, MF-A01). This report is only available through NTIS (see address given above).
- NCEER-87-0016 "Pipeline Experiment at Parkfield, California," by J. Isenberg and E. Richardson, 9/15/87, (PB88-163720, A03, MF-A01). This report is available only through NTIS (see address given above).
- NCEER-87-0017 "Digital Simulation of Seismic Ground Motion," by M. Shinozuka, G. Deodatis and T. Harada, 8/31/87, (PB88-155197, A04, MF-A01). This report is available only through NTIS (see address given above).
- NCEER-87-0018 "Practical Considerations for Structural Control: System Uncertainty, System Time Delay and Truncation of Small Control Forces," J.N. Yang and A. Akbarpour, 8/10/87, (PB88-163738, A08, MF-A01). This report is only available through NTIS (see address given above).
- NCEER-87-0019 "Modal Analysis of Nonclassically Damped Structural Systems Using Canonical Transformation," by J.N. Yang, S. Sarkani and F.X. Long, 9/27/87, (PB88-187851, A04, MF-A01).
- NCEER-87-0020 "A Nonstationary Solution in Random Vibration Theory," by J.R. Red-Horse and P.D. Spanos, 11/3/87, (PB88-163746, A03, MF-A01).
- NCEER-87-0021 "Horizontal Impedances for Radially Inhomogeneous Viscoelastic Soil Layers," by A.S. Veletsos and K.W. Dotson, 10/15/87, (PB88-150859, A04, MF-A01).
- NCEER-87-0022 "Seismic Damage Assessment of Reinforced Concrete Members," by Y.S. Chung, C. Meyer and M. Shinozuka, 10/9/87, (PB88-150867, A05, MF-A01). This report is available only through NTIS (see address given above).
- NCEER-87-0023 "Active Structural Control in Civil Engineering," by T.T. Soong, 11/11/87, (PB88-187778, A03, MF-A01).
- NCEER-87-0024 "Vertical and Torsional Impedances for Radially Inhomogeneous Viscoelastic Soil Layers," by K.W. Dotson and A.S. Veletsos, 12/87, (PB88-187786, A03, MF-A01).
- NCEER-87-0025 "Proceedings from the Symposium on Seismic Hazards, Ground Motions, Soil-Liquefaction and Engineering Practice in Eastern North America," October 20-22, 1987, edited by K.H. Jacob, 12/87, (PB88-188115, A23, MF-A01). This report is available only through NTIS (see address given above).
- NCEER-87-0026 "Report on the Whittier-Narrows, California, Earthquake of October 1, 1987," by J. Pantelic and A. Reinhorn, 11/87, (PB88-187752, A03, MF-A01). This report is available only through NTIS (see address given above).
- NCEER-87-0027 "Design of a Modular Program for Transient Nonlinear Analysis of Large 3-D Building Structures," by S. Srivastav and J.F. Abel, 12/30/87, (PB88-187950, A05, MF-A01). This report is only available through NTIS (see address given above).
- NCEER-87-0028 "Second-Year Program in Research, Education and Technology Transfer," 3/8/88, (PB88-219480, A04, MF-A01).
- NCEER-88-0001 "Workshop on Seismic Computer Analysis and Design of Buildings With Interactive Graphics," by W. McGuire, J.F. Abel and C.H. Conley, 1/18/88, (PB88-187760, A03, MF-A01). This report is only available through NTIS (see address given above).
- NCEER-88-0002 "Optimal Control of Nonlinear Flexible Structures," by J.N. Yang, F.X. Long and D. Wong, 1/22/88, (PB88-213772, A06, MF-A01).
- NCEER-88-0003 "Substructuring Techniques in the Time Domain for Primary-Secondary Structural Systems," by G.D. Manolis and G. Juhn, 2/10/88, (PB88-213780, A04, MF-A01).
- NCEER-88-0004 "Iterative Seismic Analysis of Primary-Secondary Systems," by A. Singhal, L.D. Lutes and P.D. Spanos, 2/23/88, (PB88-213798, A04, MF-A01).

- NCEER-88-0005 "Stochastic Finite Element Expansion for Random Media," by P.D. Spanos and R. Ghanem, 3/14/88, (PB88-213806, A03, MF-A01).
- NCEER-88-0006 "Combining Structural Optimization and Structural Control," by F.Y. Cheng and C.P. Pantelides, 1/10/88, (PB88-213814, A05, MF-A01).
- NCEER-88-0007 "Seismic Performance Assessment of Code-Designed Structures," by H.H-M. Hwang, J-W. Jaw and H-J. Shau, 3/20/88, (PB88-219423, A04, MF-A01). This report is only available through NTIS (see address given above).
- NCEER-88-0008 "Reliability Analysis of Code-Designed Structures Under Natural Hazards," by H.H-M. Hwang, H. Ushiba and M. Shinozuka, 2/29/88, (PB88-229471, A07, MF-A01). This report is only available through NTIS (see address given above).
- NCEER-88-0009 "Seismic Fragility Analysis of Shear Wall Structures," by J-W Jaw and H.H-M. Hwang, 4/30/88, (PB89-102867, A04, MF-A01).
- NCEER-88-0010 "Base Isolation of a Multi-Story Building Under a Harmonic Ground Motion - A Comparison of Performances of Various Systems," by F-G Fan, G. Ahmadi and I.G. Tadjbakhsh, 5/18/88, (PB89-122238, A06, MF-A01). This report is only available through NTIS (see address given above).
- NCEER-88-0011 "Seismic Floor Response Spectra for a Combined System by Green's Functions," by F.M. Lavelle, L.A. Bergman and P.D. Spanos, 5/1/88, (PB89-102875, A03, MF-A01).
- NCEER-88-0012 "A New Solution Technique for Randomly Excited Hysteretic Structures," by G.Q. Cai and Y.K. Lin, 5/16/88, (PB89-102883, A03, MF-A01).
- NCEER-88-0013 "A Study of Radiation Damping and Soil-Structure Interaction Effects in the Centrifuge," by K. Weissman, supervised by J.H. Prevost, 5/24/88, (PB89-144703, A06, MF-A01).
- NCEER-88-0014 "Parameter Identification and Implementation of a Kinematic Plasticity Model for Frictional Soils," by J.H. Prevost and D.V. Griffiths, to be published.
- NCEER-88-0015 "Two- and Three- Dimensional Dynamic Finite Element Analyses of the Long Valley Dam," by D.V. Griffiths and J.H. Prevost, 6/17/88, (PB89-144711, A04, MF-A01).
- NCEER-88-0016 "Damage Assessment of Reinforced Concrete Structures in Eastern United States," by A.M. Reinhorn, M.J. Seidel, S.K. Kunnath and Y.J. Park, 6/15/88, (PB89-122220, A04, MF-A01). This report is only available through NTIS (see address given above).
- NCEER-88-0017 "Dynamic Compliance of Vertically Loaded Strip Foundations in Multilayered Viscoelastic Soils," by S. Ahmad and A.S.M. Israil, 6/17/88, (PB89-102891, A04, MF-A01).
- NCEER-88-0018 "An Experimental Study of Seismic Structural Response With Added Viscoelastic Dampers," by R.C. Lin, Z. Liang, T.T. Soong and R.H. Zhang, 6/30/88, (PB89-122212, A05, MF-A01). This report is available only through NTIS (see address given above).
- NCEER-88-0019 "Experimental Investigation of Primary - Secondary System Interaction," by G.D. Manolis, G. Juhn and A.M. Reinhorn, 5/27/88, (PB89-122204, A04, MF-A01).
- NCEER-88-0020 "A Response Spectrum Approach For Analysis of Nonclassically Damped Structures," by J.N. Yang, S. Sarkani and F.X. Long, 4/22/88, (PB89-102909, A04, MF-A01).
- NCEER-88-0021 "Seismic Interaction of Structures and Soils: Stochastic Approach," by A.S. Veletsos and A.M. Prasad, 7/21/88, (PB89-122196, A04, MF-A01). This report is only available through NTIS (see address given above).
- NCEER-88-0022 "Identification of the Serviceability Limit State and Detection of Seismic Structural Damage," by E. DiPasquale and A.S. Cakmak, 6/15/88, (PB89-122188, A05, MF-A01). This report is available only through NTIS (see address given above).

- NCEER-88-0023 "Multi-Hazard Risk Analysis: Case of a Simple Offshore Structure," by B.K. Bhartia and E.H. Vanmarcke, 7/21/88, (PB89-145213, A05, MF-A01).
- NCEER-88-0024 "Automated Seismic Design of Reinforced Concrete Buildings," by Y.S. Chung, C. Meyer and M. Shinozuka, 7/5/88, (PB89-122170, A06, MF-A01). This report is available only through NTIS (see address given above).
- NCEER-88-0025 "Experimental Study of Active Control of MDOF Structures Under Seismic Excitations," by L.L. Chung, R.C. Lin, T.T. Soong and A.M. Reinhorn, 7/10/88, (PB89-122600, A04, MF-A01).
- NCEER-88-0026 "Earthquake Simulation Tests of a Low-Rise Metal Structure," by J.S. Hwang, K.C. Chang, G.C. Lee and R.L. Ketter, 8/1/88, (PB89-102917, A04, MF-A01).
- NCEER-88-0027 "Systems Study of Urban Response and Reconstruction Due to Catastrophic Earthquakes," by F. Kozin and H.K. Zhou, 9/22/88, (PB90-162348, A04, MF-A01).
- NCEER-88-0028 "Seismic Fragility Analysis of Plane Frame Structures," by H.H-M. Hwang and Y.K. Low, 7/31/88, (PB89-131445, A06, MF-A01).
- NCEER-88-0029 "Response Analysis of Stochastic Structures," by A. Kardara, C. Bucher and M. Shinozuka, 9/22/88, (PB89-174429, A04, MF-A01).
- NCEER-88-0030 "Nonnormal Accelerations Due to Yielding in a Primary Structure," by D.C.K. Chen and L.D. Lutes, 9/19/88, (PB89-131437, A04, MF-A01).
- NCEER-88-0031 "Design Approaches for Soil-Structure Interaction," by A.S. Veletsos, A.M. Prasad and Y. Tang, 12/30/88, (PB89-174437, A03, MF-A01). This report is available only through NTIS (see address given above).
- NCEER-88-0032 "A Re-evaluation of Design Spectra for Seismic Damage Control," by C.J. Turkstra and A.G. Tallin, 11/7/88, (PB89-145221, A05, MF-A01).
- NCEER-88-0033 "The Behavior and Design of Noncontact Lap Splices Subjected to Repeated Inelastic Tensile Loading," by V.E. Sagan, P. Gergely and R.N. White, 12/8/88, (PB89-163737, A08, MF-A01).
- NCEER-88-0034 "Seismic Response of Pile Foundations," by S.M. Mamoon, P.K. Banerjee and S. Ahmad, 11/1/88, (PB89-145239, A04, MF-A01).
- NCEER-88-0035 "Modeling of R/C Building Structures With Flexible Floor Diaphragms (IDARC2)," by A.M. Reinhorn, S.K. Kunnath and N. Panahshahi, 9/7/88, (PB89-207153, A07, MF-A01).
- NCEER-88-0036 "Solution of the Dam-Reservoir Interaction Problem Using a Combination of FEM, BEM with Particular Integrals, Modal Analysis, and Substructuring," by C-S. Tsai, G.C. Lee and R.L. Ketter, 12/31/88, (PB89-207146, A04, MF-A01).
- NCEER-88-0037 "Optimal Placement of Actuators for Structural Control," by F.Y. Cheng and C.P. Pantelides, 8/15/88, (PB89-162846, A05, MF-A01).
- NCEER-88-0038 "Teflon Bearings in Aseismic Base Isolation: Experimental Studies and Mathematical Modeling," by A. Mokha, M.C. Constantinou and A.M. Reinhorn, 12/5/88, (PB89-218457, A10, MF-A01). This report is available only through NTIS (see address given above).
- NCEER-88-0039 "Seismic Behavior of Flat Slab High-Rise Buildings in the New York City Area," by P. Weidlinger and M. Ettouney, 10/15/88, (PB90-145681, A04, MF-A01).
- NCEER-88-0040 "Evaluation of the Earthquake Resistance of Existing Buildings in New York City," by P. Weidlinger and M. Ettouney, 10/15/88, to be published.
- NCEER-88-0041 "Small-Scale Modeling Techniques for Reinforced Concrete Structures Subjected to Seismic Loads," by W. Kim, A. El-Attar and R.N. White, 11/22/88, (PB89-189625, A05, MF-A01).

- NCEER-88-0042 "Modeling Strong Ground Motion from Multiple Event Earthquakes," by G.W. Ellis and A.S. Cakmak, 10/15/88, (PB89-174445, A03, MF-A01).
- NCEER-88-0043 "Nonstationary Models of Seismic Ground Acceleration," by M. Grigoriu, S.E. Ruiz and E. Rosenblueth, 7/15/88, (PB89-189617, A04, MF-A01).
- NCEER-88-0044 "SARCF User's Guide: Seismic Analysis of Reinforced Concrete Frames," by Y.S. Chung, C. Meyer and M. Shinozuka, 11/9/88, (PB89-174452, A08, MF-A01).
- NCEER-88-0045 "First Expert Panel Meeting on Disaster Research and Planning," edited by J. Pantelic and J. Stoyke, 9/15/88, (PB89-174460, A05, MF-A01).
- NCEER-88-0046 "Preliminary Studies of the Effect of Degrading Infill Walls on the Nonlinear Seismic Response of Steel Frames," by C.Z. Chrysostomou, P. Gergely and J.F. Abel, 12/19/88, (PB89-208383, A05, MF-A01).
- NCEER-88-0047 "Reinforced Concrete Frame Component Testing Facility - Design, Construction, Instrumentation and Operation," by S.P. Pessiki, C. Conley, T. Bond, P. Gergely and R.N. White, 12/16/88, (PB89-174478, A04, MF-A01).
- NCEER-89-0001 "Effects of Protective Cushion and Soil Compliancy on the Response of Equipment Within a Seismically Excited Building," by J.A. HoLung, 2/16/89, (PB89-207179, A04, MF-A01).
- NCEER-89-0002 "Statistical Evaluation of Response Modification Factors for Reinforced Concrete Structures," by H.H-M. Hwang and J-W. Jaw, 2/17/89, (PB89-207187, A05, MF-A01).
- NCEER-89-0003 "Hysteretic Columns Under Random Excitation," by G-Q. Cai and Y.K. Lin, 1/9/89, (PB89-196513, A03, MF-A01).
- NCEER-89-0004 "Experimental Study of 'Elephant Foot Bulge' Instability of Thin-Walled Metal Tanks," by Z-H. Jia and R.L. Ketter, 2/22/89, (PB89-207195, A03, MF-A01).
- NCEER-89-0005 "Experiment on Performance of Buried Pipelines Across San Andreas Fault," by J. Isenberg, E. Richardson and T.D. O'Rourke, 3/10/89, (PB89-218440, A04, MF-A01). This report is available only through NTIS (see address given above).
- NCEER-89-0006 "A Knowledge-Based Approach to Structural Design of Earthquake-Resistant Buildings," by M. Subramani, P. Gergely, C.H. Conley, J.F. Abel and A.H. Zaghaw, 1/15/89, (PB89-218465, A06, MF-A01).
- NCEER-89-0007 "Liquefaction Hazards and Their Effects on Buried Pipelines," by T.D. O'Rourke and P.A. Lane, 2/1/89, (PB89-218481, A09, MF-A01).
- NCEER-89-0008 "Fundamentals of System Identification in Structural Dynamics," by H. Imai, C-B. Yun, O. Maruyama and M. Shinozuka, 1/26/89, (PB89-207211, A04, MF-A01).
- NCEER-89-0009 "Effects of the 1985 Michoacan Earthquake on Water Systems and Other Buried Lifelines in Mexico," by A.G. Ayala and M.J. O'Rourke, 3/8/89, (PB89-207229, A06, MF-A01).
- NCEER-89-R010 "NCEER Bibliography of Earthquake Education Materials," by K.E.K. Ross, Second Revision, 9/1/89, (PB90-125352, A05, MF-A01). This report is replaced by NCEER-92-0018.
- NCEER-89-0011 "Inelastic Three-Dimensional Response Analysis of Reinforced Concrete Building Structures (IDARC-3D), Part I - Modeling," by S.K. Kunnath and A.M. Reinhorn, 4/17/89, (PB90-114612, A07, MF-A01). This report is available only through NTIS (see address given above).
- NCEER-89-0012 "Recommended Modifications to ATC-14," by C.D. Poland and J.O. Malley, 4/12/89, (PB90-108648, A15, MF-A01).
- NCEER-89-0013 "Repair and Strengthening of Beam-to-Column Connections Subjected to Earthquake Loading," by M. Corazao and A.J. Durrani, 2/28/89, (PB90-109885, A06, MF-A01).

- NCEER-89-0014 "Program EXKAL2 for Identification of Structural Dynamic Systems," by O. Maruyama, C-B. Yun, M. Hoshiya and M. Shinozuka, 5/19/89, (PB90-109877, A09, MF-A01).
- NCEER-89-0015 "Response of Frames With Bolted Semi-Rigid Connections, Part I - Experimental Study and Analytical Predictions," by P.J. DiCorso, A.M. Reinhorn, J.R. Dickerson, J.B. Radzinski and W.L. Harper, 6/1/89, to be published.
- NCEER-89-0016 "ARMA Monte Carlo Simulation in Probabilistic Structural Analysis," by P.D. Spanos and M.P. Mignolet, 7/10/89, (PB90-109893, A03, MF-A01).
- NCEER-89-P017 "Preliminary Proceedings from the Conference on Disaster Preparedness - The Place of Earthquake Education in Our Schools," Edited by K.E.K. Ross, 6/23/89, (PB90-108606, A03, MF-A01).
- NCEER-89-0017 "Proceedings from the Conference on Disaster Preparedness - The Place of Earthquake Education in Our Schools," Edited by K.E.K. Ross, 12/31/89, (PB90-207895, A012, MF-A02). This report is available only through NTIS (see address given above).
- NCEER-89-0018 "Multidimensional Models of Hysteretic Material Behavior for Vibration Analysis of Shape Memory Energy Absorbing Devices, by E.J. Graesser and F.A. Cozzarelli, 6/7/89, (PB90-164146, A04, MF-A01).
- NCEER-89-0019 "Nonlinear Dynamic Analysis of Three-Dimensional Base Isolated Structures (3D-BASIS)," by S. Nagarajaiah, A.M. Reinhorn and M.C. Constantinou, 8/3/89, (PB90-161936, A06, MF-A01). This report has been replaced by NCEER-93-0011.
- NCEER-89-0020 "Structural Control Considering Time-Rate of Control Forces and Control Rate Constraints," by F.Y. Cheng and C.P. Pantelides, 8/3/89, (PB90-120445, A04, MF-A01).
- NCEER-89-0021 "Subsurface Conditions of Memphis and Shelby County," by K.W. Ng, T-S. Chang and H-H.M. Hwang, 7/26/89, (PB90-120437, A03, MF-A01).
- NCEER-89-0022 "Seismic Wave Propagation Effects on Straight Jointed Buried Pipelines," by K. Elhadi and M.J. O'Rourke, 8/24/89, (PB90-162322, A10, MF-A02).
- NCEER-89-0023 "Workshop on Serviceability Analysis of Water Delivery Systems," edited by M. Grigoriu, 3/6/89, (PB90-127424, A03, MF-A01).
- NCEER-89-0024 "Shaking Table Study of a 1/5 Scale Steel Frame Composed of Tapered Members," by K.C. Chang, J.S. Hwang and G.C. Lee, 9/18/89, (PB90-160169, A04, MF-A01).
- NCEER-89-0025 "DYNA1D: A Computer Program for Nonlinear Seismic Site Response Analysis - Technical Documentation," by Jean H. Prevost, 9/14/89, (PB90-161944, A07, MF-A01). This report is available only through NTIS (see address given above).
- NCEER-89-0026 "1:4 Scale Model Studies of Active Tendon Systems and Active Mass Dampers for Aseismic Protection," by A.M. Reinhorn, T.T. Soong, R.C. Lin, Y.P. Yang, Y. Fukao, H. Abe and M. Nakai, 9/15/89, (PB90-173246, A10, MF-A02). This report is available only through NTIS (see address given above).
- NCEER-89-0027 "Scattering of Waves by Inclusions in a Nonhomogeneous Elastic Half Space Solved by Boundary Element Methods," by P.K. Hadley, A. Askar and A.S. Cakmak, 6/15/89, (PB90-145699, A07, MF-A01).
- NCEER-89-0028 "Statistical Evaluation of Deflection Amplification Factors for Reinforced Concrete Structures," by H.H.M. Hwang, J-W. Jaw and A.L. Ch'ng, 8/31/89, (PB90-164633, A05, MF-A01).
- NCEER-89-0029 "Bedrock Accelerations in Memphis Area Due to Large New Madrid Earthquakes," by H.H.M. Hwang, C.H.S. Chen and G. Yu, 11/7/89, (PB90-162330, A04, MF-A01).
- NCEER-89-0030 "Seismic Behavior and Response Sensitivity of Secondary Structural Systems," by Y.Q. Chen and T.T. Soong, 10/23/89, (PB90-164658, A08, MF-A01).
- NCEER-89-0031 "Random Vibration and Reliability Analysis of Primary-Secondary Structural Systems," by Y. Ibrahim, M. Grigoriu and T.T. Soong, 11/10/89, (PB90-161951, A04, MF-A01).



- NCEER-89-0032 "Proceedings from the Second U.S. - Japan Workshop on Liquefaction, Large Ground Deformation and Their Effects on Lifelines, September 26-29, 1989," Edited by T.D. O'Rourke and M. Hamada, 12/1/89, (PB90-209388, A22, MF-A03).
- NCEER-89-0033 "Deterministic Model for Seismic Damage Evaluation of Reinforced Concrete Structures," by J.M. Bracci, A.M. Reinhorn, J.B. Mander and S.K. Kunnath, 9/27/89, (PB91-108803, A06, MF-A01).
- NCEER-89-0034 "On the Relation Between Local and Global Damage Indices," by E. DiPasquale and A.S. Cakmak, 8/15/89, (PB90-173865, A05, MF-A01).
- NCEER-89-0035 "Cyclic Undrained Behavior of Nonplastic and Low Plasticity Silts," by A.J. Walker and H.E. Stewart, 7/26/89, (PB90-183518, A10, MF-A01).
- NCEER-89-0036 "Liquefaction Potential of Surficial Deposits in the City of Buffalo, New York," by M. Budhu, R. Giese and L. Baumgrass, 1/17/89, (PB90-208455, A04, MF-A01).
- NCEER-89-0037 "A Deterministic Assessment of Effects of Ground Motion Incoherence," by A.S. Veletsos and Y. Tang, 7/15/89, (PB90-164294, A03, MF-A01).
- NCEER-89-0038 "Workshop on Ground Motion Parameters for Seismic Hazard Mapping," July 17-18, 1989, edited by R.V. Whitman, 12/1/89, (PB90-173923, A04, MF-A01).
- NCEER-89-0039 "Seismic Effects on Elevated Transit Lines of the New York City Transit Authority," by C.J. Costantino, C.A. Miller and E. Heymsfield, 12/26/89, (PB90-207887, A06, MF-A01).
- NCEER-89-0040 "Centrifugal Modeling of Dynamic Soil-Structure Interaction," by K. Weissman, Supervised by J.H. Prevost, 5/10/89, (PB90-207879, A07, MF-A01).
- NCEER-89-0041 "Linearized Identification of Buildings With Cores for Seismic Vulnerability Assessment," by I-K. Ho and A.E. Aktan, 11/1/89, (PB90-251943, A07, MF-A01).
- NCEER-90-0001 "Geotechnical and Lifeline Aspects of the October 17, 1989 Loma Prieta Earthquake in San Francisco," by T.D. O'Rourke, H.E. Stewart, F.T. Blackburn and T.S. Dickerman, 1/90, (PB90-208596, A05, MF-A01).
- NCEER-90-0002 "Nonnormal Secondary Response Due to Yielding in a Primary Structure," by D.C.K. Chen and L.D. Lutes, 2/28/90, (PB90-251976, A07, MF-A01).
- NCEER-90-0003 "Earthquake Education Materials for Grades K-12," by K.E.K. Ross, 4/16/90, (PB91-251984, A05, MF-A05). This report has been replaced by NCEER-92-0018.
- NCEER-90-0004 "Catalog of Strong Motion Stations in Eastern North America," by R.W. Busby, 4/3/90, (PB90-251984, A05, MF-A01).
- NCEER-90-0005 "NCEER Strong-Motion Data Base: A User Manual for the GeoBase Release (Version 1.0 for the Sun3)," by P. Friberg and K. Jacob, 3/31/90 (PB90-258062, A04, MF-A01).
- NCEER-90-0006 "Seismic Hazard Along a Crude Oil Pipeline in the Event of an 1811-1812 Type New Madrid Earthquake," by H.H.M. Hwang and C-H.S. Chen, 4/16/90, (PB90-258054, A04, MF-A01).
- NCEER-90-0007 "Site-Specific Response Spectra for Memphis Sheahan Pumping Station," by H.H.M. Hwang and C.S. Lee, 5/15/90, (PB91-108811, A05, MF-A01).
- NCEER-90-0008 "Pilot Study on Seismic Vulnerability of Crude Oil Transmission Systems," by T. Ariman, R. Dobry, M. Grigoriu, F. Kozin, M. O'Rourke, T. O'Rourke and M. Shinozuka, 5/25/90, (PB91-108837, A06, MF-A01).
- NCEER-90-0009 "A Program to Generate Site Dependent Time Histories: EQGEN," by G.W. Ellis, M. Srinivasan and A.S. Cakmak, 1/30/90, (PB91-108829, A04, MF-A01).
- NCEER-90-0010 "Active Isolation for Seismic Protection of Operating Rooms," by M.E. Talbott, Supervised by M. Shinozuka, 6/8/9, (PB91-110205, A05, MF-A01).

- NCEER-90-0011 "Program LINEARID for Identification of Linear Structural Dynamic Systems," by C-B. Yun and M. Shinozuka, 6/25/90, (PB91-110312, A08, MF-A01).
- NCEER-90-0012 "Two-Dimensional Two-Phase Elasto-Plastic Seismic Response of Earth Dams," by A.N. Yiagos, Supervised by J.H. Prevost, 6/20/90, (PB91-110197, A13, MF-A02).
- NCEER-90-0013 "Secondary Systems in Base-Isolated Structures: Experimental Investigation, Stochastic Response and Stochastic Sensitivity," by G.D. Manolis, G. Juhn, M.C. Constantinou and A.M. Reinhorn, 7/1/90, (PB91-110320, A08, MF-A01).
- NCEER-90-0014 "Seismic Behavior of Lightly-Reinforced Concrete Column and Beam-Column Joint Details," by S.P. Pessiki, C.H. Conley, P. Gergely and R.N. White, 8/22/90, (PB91-108795, A11, MF-A02).
- NCEER-90-0015 "Two Hybrid Control Systems for Building Structures Under Strong Earthquakes," by J.N. Yang and A. Danielians, 6/29/90, (PB91-125393, A04, MF-A01).
- NCEER-90-0016 "Instantaneous Optimal Control with Acceleration and Velocity Feedback," by J.N. Yang and Z. Li, 6/29/90, (PB91-125401, A03, MF-A01).
- NCEER-90-0017 "Reconnaissance Report on the Northern Iran Earthquake of June 21, 1990," by M. Mehrain, 10/4/90, (PB91-125377, A03, MF-A01).
- NCEER-90-0018 "Evaluation of Liquefaction Potential in Memphis and Shelby County," by T.S. Chang, P.S. Tang, C.S. Lee and H. Hwang, 8/10/90, (PB91-125427, A09, MF-A01).
- NCEER-90-0019 "Experimental and Analytical Study of a Combined Sliding Disc Bearing and Helical Steel Spring Isolation System," by M.C. Constantinou, A.S. Mokha and A.M. Reinhorn, 10/4/90, (PB91-125385, A06, MF-A01). This report is available only through NTIS (see address given above).
- NCEER-90-0020 "Experimental Study and Analytical Prediction of Earthquake Response of a Sliding Isolation System with a Spherical Surface," by A.S. Mokha, M.C. Constantinou and A.M. Reinhorn, 10/11/90, (PB91-125419, A05, MF-A01).
- NCEER-90-0021 "Dynamic Interaction Factors for Floating Pile Groups," by G. Gazetas, K. Fan, A. Kaynia and E. Kausel, 9/10/90, (PB91-170381, A05, MF-A01).
- NCEER-90-0022 "Evaluation of Seismic Damage Indices for Reinforced Concrete Structures," by S. Rodriguez-Gomez and A.S. Cakmak, 9/30/90, PB91-171322, A06, MF-A01).
- NCEER-90-0023 "Study of Site Response at a Selected Memphis Site," by H. Desai, S. Ahmad, E.S. Gazetas and M.R. Oh, 10/11/90, (PB91-196857, A03, MF-A01).
- NCEER-90-0024 "A User's Guide to Strongmo: Version 1.0 of NCEER's Strong-Motion Data Access Tool for PCs and Terminals," by P.A. Friberg and C.A.T. Susch, 11/15/90, (PB91-171272, A03, MF-A01).
- NCEER-90-0025 "A Three-Dimensional Analytical Study of Spatial Variability of Seismic Ground Motions," by L-L. Hong and A.H.-S. Ang, 10/30/90, (PB91-170399, A09, MF-A01).
- NCEER-90-0026 "MUMOID User's Guide - A Program for the Identification of Modal Parameters," by S. Rodriguez-Gomez and E. DiPasquale, 9/30/90, (PB91-171298, A04, MF-A01).
- NCEER-90-0027 "SARCF-II User's Guide - Seismic Analysis of Reinforced Concrete Frames," by S. Rodriguez-Gomez, Y.S. Chung and C. Meyer, 9/30/90, (PB91-171280, A05, MF-A01).
- NCEER-90-0028 "Viscous Dampers: Testing, Modeling and Application in Vibration and Seismic Isolation," by N. Makris and M.C. Constantinou, 12/20/90 (PB91-190561, A06, MF-A01).
- NCEER-90-0029 "Soil Effects on Earthquake Ground Motions in the Memphis Area," by H. Hwang, C.S. Lee, K.W. Ng and T.S. Chang, 8/2/90, (PB91-190751, A05, MF-A01).

- NCEER-91-0001 "Proceedings from the Third Japan-U.S. Workshop on Earthquake Resistant Design of Lifeline Facilities and Countermeasures for Soil Liquefaction, December 17-19, 1990," edited by T.D. O'Rourke and M. Hamada, 2/1/91, (PB91-179259, A99, MF-A04).
- NCEER-91-0002 "Physical Space Solutions of Non-Proportionally Damped Systems," by M. Tong, Z. Liang and G.C. Lee, 1/15/91, (PB91-179242, A04, MF-A01).
- NCEER-91-0003 "Seismic Response of Single Piles and Pile Groups," by K. Fan and G. Gazetas, 1/10/91, (PB92-174994, A04, MF-A01).
- NCEER-91-0004 "Damping of Structures: Part 1 - Theory of Complex Damping," by Z. Liang and G. Lee, 10/10/91, (PB92-197235, A12, MF-A03).
- NCEER-91-0005 "3D-BASIS - Nonlinear Dynamic Analysis of Three Dimensional Base Isolated Structures: Part II," by S. Nagarajaiah, A.M. Reinhorn and M.C. Constantinou, 2/28/91, (PB91-190553, A07, MF-A01). This report has been replaced by NCEER-93-0011.
- NCEER-91-0006 "A Multidimensional Hysteretic Model for Plasticity Deforming Metals in Energy Absorbing Devices," by E.J. Graesser and F.A. Cozzarelli, 4/9/91, (PB92-108364, A04, MF-A01).
- NCEER-91-0007 "A Framework for Customizable Knowledge-Based Expert Systems with an Application to a KBES for Evaluating the Seismic Resistance of Existing Buildings," by E.G. Ibarra-Anaya and S.J. Fennes, 4/9/91, (PB91-210930, A08, MF-A01).
- NCEER-91-0008 "Nonlinear Analysis of Steel Frames with Semi-Rigid Connections Using the Capacity Spectrum Method," by G.G. Deierlein, S-H. Hsieh, Y-J. Shen and J.F. Abel, 7/2/91, (PB92-113828, A05, MF-A01).
- NCEER-91-0009 "Earthquake Education Materials for Grades K-12," by K.E.K. Ross, 4/30/91, (PB91-212142, A06, MF-A01). This report has been replaced by NCEER-92-0018.
- NCEER-91-0010 "Phase Wave Velocities and Displacement Phase Differences in a Harmonically Oscillating Pile," by N. Makris and G. Gazetas, 7/8/91, (PB92-108356, A04, MF-A01).
- NCEER-91-0011 "Dynamic Characteristics of a Full-Size Five-Story Steel Structure and a 2/5 Scale Model," by K.C. Chang, G.C. Yao, G.C. Lee, D.S. Hao and Y.C. Yeh," 7/2/91, (PB93-116648, A06, MF-A02).
- NCEER-91-0012 "Seismic Response of a 2/5 Scale Steel Structure with Added Viscoelastic Dampers," by K.C. Chang, T.T. Soong, S-T. Oh and M.L. Lai, 5/17/91, (PB92-110816, A05, MF-A01).
- NCEER-91-0013 "Earthquake Response of Retaining Walls; Full-Scale Testing and Computational Modeling," by S. Alampalli and A-W.M. Elgamal, 6/20/91, to be published.
- NCEER-91-0014 "3D-BASIS-M: Nonlinear Dynamic Analysis of Multiple Building Base Isolated Structures," by P.C. Tsopelas, S. Nagarajaiah, M.C. Constantinou and A.M. Reinhorn, 5/28/91, (PB92-113885, A09, MF-A02).
- NCEER-91-0015 "Evaluation of SEAOC Design Requirements for Sliding Isolated Structures," by D. Theodossiou and M.C. Constantinou, 6/10/91, (PB92-114602, A11, MF-A03).
- NCEER-91-0016 "Closed-Loop Modal Testing of a 27-Story Reinforced Concrete Flat Plate-Core Building," by H.R. Somaprasad, T. Toksoy, H. Yoshiyuki and A.E. Aktan, 7/15/91, (PB92-129980, A07, MF-A02).
- NCEER-91-0017 "Shake Table Test of a 1/6 Scale Two-Story Lightly Reinforced Concrete Building," by A.G. El-Attar, R.N. White and P. Gergely, 2/28/91, (PB92-222447, A06, MF-A02).
- NCEER-91-0018 "Shake Table Test of a 1/8 Scale Three-Story Lightly Reinforced Concrete Building," by A.G. El-Attar, R.N. White and P. Gergely, 2/28/91, (PB93-116630, A08, MF-A02).
- NCEER-91-0019 "Transfer Functions for Rigid Rectangular Foundations," by A.S. Veletsos, A.M. Prasad and W.H. Wu, 7/31/91, to be published.

- NCEER-91-0020 "Hybrid Control of Seismic-Excited Nonlinear and Inelastic Structural Systems," by J.N. Yang, Z. Li and A. Daniellians, 8/1/91, (PB92-143171, A06, MF-A02).
- NCEER-91-0021 "The NCEER-91 Earthquake Catalog: Improved Intensity-Based Magnitudes and Recurrence Relations for U.S. Earthquakes East of New Madrid," by L. Seeber and J.G. Armbruster, 8/28/91, (PB92-176742, A06, MF-A02).
- NCEER-91-0022 "Proceedings from the Implementation of Earthquake Planning and Education in Schools: The Need for Change - The Roles of the Changemakers," by K.E.K. Ross and F. Winslow, 7/23/91, (PB92-129998, A12, MF-A03).
- NCEER-91-0023 "A Study of Reliability-Based Criteria for Seismic Design of Reinforced Concrete Frame Buildings," by H.H.M. Hwang and H-M. Hsu, 8/10/91, (PB92-140235, A09, MF-A02).
- NCEER-91-0024 "Experimental Verification of a Number of Structural System Identification Algorithms," by R.G. Ghanem, H. Gavin and M. Shinozuka, 9/18/91, (PB92-176577, A18, MF-A04).
- NCEER-91-0025 "Probabilistic Evaluation of Liquefaction Potential," by H.H.M. Hwang and C.S. Lee," 11/25/91, (PB92-143429, A05, MF-A01).
- NCEER-91-0026 "Instantaneous Optimal Control for Linear, Nonlinear and Hysteretic Structures - Stable Controllers," by J.N. Yang and Z. Li, 11/15/91, (PB92-163807, A04, MF-A01).
- NCEER-91-0027 "Experimental and Theoretical Study of a Sliding Isolation System for Bridges," by M.C. Constantinou, A. Kartoum, A.M. Reinhorn and P. Bradford, 11/15/91, (PB92-176973, A10, MF-A03).
- NCEER-92-0001 "Case Studies of Liquefaction and Lifeline Performance During Past Earthquakes, Volume 1: Japanese Case Studies," Edited by M. Hamada and T. O'Rourke, 2/17/92, (PB92-197243, A18, MF-A04).
- NCEER-92-0002 "Case Studies of Liquefaction and Lifeline Performance During Past Earthquakes, Volume 2: United States Case Studies," Edited by T. O'Rourke and M. Hamada, 2/17/92, (PB92-197250, A20, MF-A04).
- NCEER-92-0003 "Issues in Earthquake Education," Edited by K. Ross, 2/3/92, (PB92-222389, A07, MF-A02).
- NCEER-92-0004 "Proceedings from the First U.S. - Japan Workshop on Earthquake Protective Systems for Bridges," Edited by I.G. Buckle, 2/4/92, (PB94-142239, A99, MF-A06).
- NCEER-92-0005 "Seismic Ground Motion from a Haskell-Type Source in a Multiple-Layered Half-Space," A.P. Theoharis, G. Deodatis and M. Shinozuka, 1/2/92, to be published.
- NCEER-92-0006 "Proceedings from the Site Effects Workshop," Edited by R. Whitman, 2/29/92, (PB92-197201, A04, MF-A01).
- NCEER-92-0007 "Engineering Evaluation of Permanent Ground Deformations Due to Seismically-Induced Liquefaction," by M.H. Baziar, R. Dobry and A-W.M. Elgamel, 3/24/92, (PB92-222421, A13, MF-A03).
- NCEER-92-0008 "A Procedure for the Seismic Evaluation of Buildings in the Central and Eastern United States," by C.D. Poland and J.O. Malley, 4/2/92, (PB92-222439, A20, MF-A04).
- NCEER-92-0009 "Experimental and Analytical Study of a Hybrid Isolation System Using Friction Controllable Sliding Bearings," by M.Q. Feng, S. Fujii and M. Shinozuka, 5/15/92, (PB93-150282, A06, MF-A02).
- NCEER-92-0010 "Seismic Resistance of Slab-Column Connections in Existing Non-Ductile Flat-Plate Buildings," by A.J. Durrani and Y. Du, 5/18/92, (PB93-116812, A06, MF-A02).
- NCEER-92-0011 "The Hysteretic and Dynamic Behavior of Brick Masonry Walls Upgraded by Ferrocement Coatings Under Cyclic Loading and Strong Simulated Ground Motion," by H. Lee and S.P. Prawel, 5/11/92, to be published.
- NCEER-92-0012 "Study of Wire Rope Systems for Seismic Protection of Equipment in Buildings," by G.F. Demetriades, M.C. Constantinou and A.M. Reinhorn, 5/20/92, (PB93-116655, A08, MF-A02).

- NCEER-92-0013 "Shape Memory Structural Dampers: Material Properties, Design and Seismic Testing," by P.R. Witting and F.A. Cozzarelli, 5/26/92, (PB93-116663, A05, MF-A01).
- NCEER-92-0014 "Longitudinal Permanent Ground Deformation Effects on Buried Continuous Pipelines," by M.J. O'Rourke, and C. Nordberg, 6/15/92, (PB93-116671, A08, MF-A02).
- NCEER-92-0015 "A Simulation Method for Stationary Gaussian Random Functions Based on the Sampling Theorem," by M. Grigoriu and S. Balopoulou, 6/11/92, (PB93-127496, A05, MF-A01).
- NCEER-92-0016 "Gravity-Load-Designed Reinforced Concrete Buildings: Seismic Evaluation of Existing Construction and Detailing Strategies for Improved Seismic Resistance," by G.W. Hoffmann, S.K. Kunnath, A.M. Reinhorn and J.B. Mander, 7/15/92, (PB94-142007, A08, MF-A02).
- NCEER-92-0017 "Observations on Water System and Pipeline Performance in the Limón Area of Costa Rica Due to the April 22, 1991 Earthquake," by M. O'Rourke and D. Ballantyne, 6/30/92, (PB93-126811, A06, MF-A02).
- NCEER-92-0018 "Fourth Edition of Earthquake Education Materials for Grades K-12," Edited by K.E.K. Ross, 8/10/92, (PB93-114023, A07, MF-A02).
- NCEER-92-0019 "Proceedings from the Fourth Japan-U.S. Workshop on Earthquake Resistant Design of Lifeline Facilities and Countermeasures for Soil Liquefaction," Edited by M. Hamada and T.D. O'Rourke, 8/12/92, (PB93-163939, A99, MF-E11).
- NCEER-92-0020 "Active Bracing System: A Full Scale Implementation of Active Control," by A.M. Reinhorn, T.T. Soong, R.C. Lin, M.A. Riley, Y.P. Wang, S. Aizawa and M. Higashino, 8/14/92, (PB93-127512, A06, MF-A02).
- NCEER-92-0021 "Empirical Analysis of Horizontal Ground Displacement Generated by Liquefaction-Induced Lateral Spreads," by S.F. Bartlett and T.L. Youd, 8/17/92, (PB93-188241, A06, MF-A02).
- NCEER-92-0022 "IDARC Version 3.0: Inelastic Damage Analysis of Reinforced Concrete Structures," by S.K. Kunnath, A.M. Reinhorn and R.F. Lobo, 8/31/92, (PB93-227502, A07, MF-A02).
- NCEER-92-0023 "A Semi-Empirical Analysis of Strong-Motion Peaks in Terms of Seismic Source, Propagation Path and Local Site Conditions, by M. Kamiyama, M.J. O'Rourke and R. Flores-Berrones, 9/9/92, (PB93-150266, A08, MF-A02).
- NCEER-92-0024 "Seismic Behavior of Reinforced Concrete Frame Structures with Nonductile Details, Part I: Summary of Experimental Findings of Full Scale Beam-Column Joint Tests," by A. Beres, R.N. White and P. Gergely, 9/30/92, (PB93-227783, A05, MF-A01).
- NCEER-92-0025 "Experimental Results of Repaired and Retrofitted Beam-Column Joint Tests in Lightly Reinforced Concrete Frame Buildings," by A. Beres, S. El-Borgi, R.N. White and P. Gergely, 10/29/92, (PB93-227791, A05, MF-A01).
- NCEER-92-0026 "A Generalization of Optimal Control Theory: Linear and Nonlinear Structures," by J.N. Yang, Z. Li and S. Vongchavalitkul, 11/2/92, (PB93-188621, A05, MF-A01).
- NCEER-92-0027 "Seismic Resistance of Reinforced Concrete Frame Structures Designed Only for Gravity Loads: Part I - Design and Properties of a One-Third Scale Model Structure," by J.M. Bracci, A.M. Reinhorn and J.B. Mander, 12/1/92, (PB94-104502, A08, MF-A02).
- NCEER-92-0028 "Seismic Resistance of Reinforced Concrete Frame Structures Designed Only for Gravity Loads: Part II - Experimental Performance of Subassemblages," by L.E. Aycaardi, J.B. Mander and A.M. Reinhorn, 12/1/92, (PB94-104510, A08, MF-A02).
- NCEER-92-0029 "Seismic Resistance of Reinforced Concrete Frame Structures Designed Only for Gravity Loads: Part III - Experimental Performance and Analytical Study of a Structural Model," by J.M. Bracci, A.M. Reinhorn and J.B. Mander, 12/1/92, (PB93-227528, A09, MF-A01).

- NCEER-92-0030 "Evaluation of Seismic Retrofit of Reinforced Concrete Frame Structures: Part I - Experimental Performance of Retrofitted Subassemblages," by D. Choudhuri, J.B. Mander and A.M. Reinhorn, 12/8/92, (PB93-198307, A07, MF-A02).
- NCEER-92-0031 "Evaluation of Seismic Retrofit of Reinforced Concrete Frame Structures: Part II - Experimental Performance and Analytical Study of a Retrofitted Structural Model," by J.M. Bracci, A.M. Reinhorn and J.B. Mander, 12/8/92, (PB93-198315, A09, MF-A03).
- NCEER-92-0032 "Experimental and Analytical Investigation of Seismic Response of Structures with Supplemental Fluid Viscous Dampers," by M.C. Constantinou and M.D. Symans, 12/21/92, (PB93-191435, A10, MF-A03). This report is available only through NTIS (see address given above).
- NCEER-92-0033 "Reconnaissance Report on the Cairo, Egypt Earthquake of October 12, 1992," by M. Khater, 12/23/92, (PB93-188621, A03, MF-A01).
- NCEER-92-0034 "Low-Level Dynamic Characteristics of Four Tall Flat-Plate Buildings in New York City," by H. Gavin, S. Yuan, J. Grossman, E. Pekelis and K. Jacob, 12/28/92, (PB93-188217, A07, MF-A02).
- NCEER-93-0001 "An Experimental Study on the Seismic Performance of Brick-Infilled Steel Frames With and Without Retrofit," by J.B. Mander, B. Nair, K. Wojtkowski and J. Ma, 1/29/93, (PB93-227510, A07, MF-A02).
- NCEER-93-0002 "Social Accounting for Disaster Preparedness and Recovery Planning," by S. Cole, E. Pantoja and V. Razak, 2/22/93, (PB94-142114, A12, MF-A03).
- NCEER-93-0003 "Assessment of 1991 NEHRP Provisions for Nonstructural Components and Recommended Revisions," by T.T. Soong, G. Chen, Z. Wu, R-H. Zhang and M. Grigoriu, 3/1/93, (PB93-188639, A06, MF-A02).
- NCEER-93-0004 "Evaluation of Static and Response Spectrum Analysis Procedures of SEAOC/UBC for Seismic Isolated Structures," by C.W. Winters and M.C. Constantinou, 3/23/93, (PB93-198299, A10, MF-A03).
- NCEER-93-0005 "Earthquakes in the Northeast - Are We Ignoring the Hazard? A Workshop on Earthquake Science and Safety for Educators," edited by K.E.K. Ross, 4/2/93, (PB94-103066, A09, MF-A02).
- NCEER-93-0006 "Inelastic Response of Reinforced Concrete Structures with Viscoelastic Braces," by R.F. Lobo, J.M. Bracci, K.L. Shen, A.M. Reinhorn and T.T. Soong, 4/5/93, (PB93-227486, A05, MF-A02).
- NCEER-93-0007 "Seismic Testing of Installation Methods for Computers and Data Processing Equipment," by K. Kosar, T.T. Soong, K.L. Shen, J.A. HoLung and Y.K. Lin, 4/12/93, (PB93-198299, A07, MF-A02).
- NCEER-93-0008 "Retrofit of Reinforced Concrete Frames Using Added Dampers," by A. Reinhorn, M. Constantinou and C. Li, to be published.
- NCEER-93-0009 "Seismic Behavior and Design Guidelines for Steel Frame Structures with Added Viscoelastic Dampers," by K.C. Chang, M.L. Lai, T.T. Soong, D.S. Hao and Y.C. Yeh, 5/1/93, (PB94-141959, A07, MF-A02).
- NCEER-93-0010 "Seismic Performance of Shear-Critical Reinforced Concrete Bridge Piers," by J.B. Mander, S.M. Waheed, M.T.A. Chaudhary and S.S. Chen, 5/12/93, (PB93-227494, A08, MF-A02).
- NCEER-93-0011 "3D-BASIS-TABS: Computer Program for Nonlinear Dynamic Analysis of Three Dimensional Base Isolated Structures," by S. Nagarajaiah, C. Li, A.M. Reinhorn and M.C. Constantinou, 8/2/93, (PB94-141819, A09, MF-A02).
- NCEER-93-0012 "Effects of Hydrocarbon Spills from an Oil Pipeline Break on Ground Water," by O.J. Helweg and H.H.M. Hwang, 8/3/93, (PB94-141942, A06, MF-A02).
- NCEER-93-0013 "Simplified Procedures for Seismic Design of Nonstructural Components and Assessment of Current Code Provisions," by M.P. Singh, L.E. Suarez, E.E. Matheu and G.O. Maldonado, 8/4/93, (PB94-141827, A09, MF-A02).
- NCEER-93-0014 "An Energy Approach to Seismic Analysis and Design of Secondary Systems," by G. Chen and T.T. Soong, 8/6/93, (PB94-142767, A11, MF-A03).

- NCEER-93-0015 "Proceedings from School Sites: Becoming Prepared for Earthquakes - Commemorating the Third Anniversary of the Loma Prieta Earthquake," Edited by F.E. Winslow and K.E.K. Ross, 8/16/93, (PB94-154275, A16, MF-A02).
- NCEER-93-0016 "Reconnaissance Report of Damage to Historic Monuments in Cairo, Egypt Following the October 12, 1992 Dahshur Earthquake," by D. Sykora, D. Look, G. Croci, E. Karaesmen and E. Karaesmen, 8/19/93, (PB94-142221, A08, MF-A02).
- NCEER-93-0017 "The Island of Guam Earthquake of August 8, 1993," by S.W. Swan and S.K. Harris, 9/30/93, (PB94-141843, A04, MF-A01).
- NCEER-93-0018 "Engineering Aspects of the October 12, 1992 Egyptian Earthquake," by A.W. Elgamal, M. Amer, K. Adalier and A. Abul-Fadl, 10/7/93, (PB94-141983, A05, MF-A01).
- NCEER-93-0019 "Development of an Earthquake Motion Simulator and its Application in Dynamic Centrifuge Testing," by I. Krstelj, Supervised by J.H. Prevost, 10/23/93, (PB94-181773, A-10, MF-A03).
- NCEER-93-0020 "NCEER-Taisei Corporation Research Program on Sliding Seismic Isolation Systems for Bridges: Experimental and Analytical Study of a Friction Pendulum System (FPS)," by M.C. Constantinou, P. Tsopelas, Y-S. Kim and S. Okamoto, 11/1/93, (PB94-142775, A08, MF-A02).
- NCEER-93-0021 "Finite Element Modeling of Elastomeric Seismic Isolation Bearings," by L.J. Billings, Supervised by R. Shepherd, 11/8/93, to be published.
- NCEER-93-0022 "Seismic Vulnerability of Equipment in Critical Facilities: Life-Safety and Operational Consequences," by K. Porter, G.S. Johnson, M.M. Zadeh, C. Scawthorn and S. Eder, 11/24/93, (PB94-181765, A16, MF-A03).
- NCEER-93-0023 "Hokkaido Nansei-oki, Japan Earthquake of July 12, 1993, by P.I. Yanev and C.R. Scawthorn, 12/23/93, (PB94-181500, A07, MF-A01).
- NCEER-94-0001 "An Evaluation of Seismic Serviceability of Water Supply Networks with Application to the San Francisco Auxiliary Water Supply System," by I. Markov, Supervised by M. Grigoriu and T. O'Rourke, 1/21/94, (PB94-204013, A07, MF-A02).
- NCEER-94-0002 "NCEER-Taisei Corporation Research Program on Sliding Seismic Isolation Systems for Bridges: Experimental and Analytical Study of Systems Consisting of Sliding Bearings, Rubber Restoring Force Devices and Fluid Dampers," Volumes I and II, by P. Tsopelas, S. Okamoto, M.C. Constantinou, D. Ozaki and S. Fujii, 2/4/94, (PB94-181740, A09, MF-A02 and PB94-181757, A12, MF-A03).
- NCEER-94-0003 "A Markov Model for Local and Global Damage Indices in Seismic Analysis," by S. Rahman and M. Grigoriu, 2/18/94, (PB94-206000, A12, MF-A03).
- NCEER-94-0004 "Proceedings from the NCEER Workshop on Seismic Response of Masonry Infills," edited by D.P. Abrams, 3/1/94, (PB94-180783, A07, MF-A02).
- NCEER-94-0005 "The Northridge, California Earthquake of January 17, 1994: General Reconnaissance Report," edited by J.D. Goltz, 3/11/94, (PB94-193943, A10, MF-A03).
- NCEER-94-0006 "Seismic Energy Based Fatigue Damage Analysis of Bridge Columns: Part I - Evaluation of Seismic Capacity," by G.A. Chang and J.B. Mander, 3/14/94, (PB94-219185, A11, MF-A03).
- NCEER-94-0007 "Seismic Isolation of Multi-Story Frame Structures Using Spherical Sliding Isolation Systems," by T.M. Al-Hussaini, V.A. Zayas and M.C. Constantinou, 3/17/94, (PB94-193745, A09, MF-A02).
- NCEER-94-0008 "The Northridge, California Earthquake of January 17, 1994: Performance of Highway Bridges," edited by I.G. Buckle, 3/24/94, (PB94-193851, A06, MF-A02).
- NCEER-94-0009 "Proceedings of the Third U.S.-Japan Workshop on Earthquake Protective Systems for Bridges," edited by I.G. Buckle and I. Friedland, 3/31/94, (PB94-195815, A99, MF-A06).

- NCEER-94-0010 "3D-BASIS-ME: Computer Program for Nonlinear Dynamic Analysis of Seismically Isolated Single and Multiple Structures and Liquid Storage Tanks," by P.C. Tsopelas, M.C. Constantinou and A.M. Reinhorn, 4/12/94, (PB94-204922, A09, MF-A02).
- NCEER-94-0011 "The Northridge, California Earthquake of January 17, 1994: Performance of Gas Transmission Pipelines," by T.D. O'Rourke and M.C. Palmer, 5/16/94, (PB94-204989, A05, MF-A01).
- NCEER-94-0012 "Feasibility Study of Replacement Procedures and Earthquake Performance Related to Gas Transmission Pipelines," by T.D. O'Rourke and M.C. Palmer, 5/25/94, (PB94-206638, A09, MF-A02).
- NCEER-94-0013 "Seismic Energy Based Fatigue Damage Analysis of Bridge Columns: Part II - Evaluation of Seismic Demand," by G.A. Chang and J.B. Mander, 6/1/94, (PB95-18106, A08, MF-A02).
- NCEER-94-0014 "NCEER-Taisei Corporation Research Program on Sliding Seismic Isolation Systems for Bridges: Experimental and Analytical Study of a System Consisting of Sliding Bearings and Fluid Restoring Force/Damping Devices," by P. Tsopelas and M.C. Constantinou, 6/13/94, (PB94-219144, A10, MF-A03).
- NCEER-94-0015 "Generation of Hazard-Consistent Fragility Curves for Seismic Loss Estimation Studies," by H. Hwang and J-R. Huo, 6/14/94, (PB95-181996, A09, MF-A02).
- NCEER-94-0016 "Seismic Study of Building Frames with Added Energy-Absorbing Devices," by W.S. Pong, C.S. Tsai and G.C. Lee, 6/20/94, (PB94-219136, A10, A03).
- NCEER-94-0017 "Sliding Mode Control for Seismic-Excited Linear and Nonlinear Civil Engineering Structures," by J. Yang, J. Wu, A. Agrawal and Z. Li, 6/21/94, (PB95-138483, A06, MF-A02).
- NCEER-94-0018 "3D-BASIS-TABS Version 2.0: Computer Program for Nonlinear Dynamic Analysis of Three Dimensional Base Isolated Structures," by A.M. Reinhorn, S. Nagarajaiah, M.C. Constantinou, P. Tsopelas and R. Li, 6/22/94, (PB95-182176, A08, MF-A02).
- NCEER-94-0019 "Proceedings of the International Workshop on Civil Infrastructure Systems: Application of Intelligent Systems and Advanced Materials on Bridge Systems," Edited by G.C. Lee and K.C. Chang, 7/18/94, (PB95-252474, A20, MF-A04).
- NCEER-94-0020 "Study of Seismic Isolation Systems for Computer Floors," by V. Lambrou and M.C. Constantinou, 7/19/94, (PB95-138533, A10, MF-A03).
- NCEER-94-0021 "Proceedings of the U.S.-Italian Workshop on Guidelines for Seismic Evaluation and Rehabilitation of Unreinforced Masonry Buildings," Edited by D.P. Abrams and G.M. Calvi, 7/20/94, (PB95-138749, A13, MF-A03).
- NCEER-94-0022 "NCEER-Taisei Corporation Research Program on Sliding Seismic Isolation Systems for Bridges: Experimental and Analytical Study of a System Consisting of Lubricated PTFE Sliding Bearings and Mild Steel Dampers," by P. Tsopelas and M.C. Constantinou, 7/22/94, (PB95-182184, A08, MF-A02).
- NCEER-94-0023 "Development of Reliability-Based Design Criteria for Buildings Under Seismic Load," by Y.K. Wen, H. Hwang and M. Shinozuka, 8/1/94, (PB95-211934, A08, MF-A02).
- NCEER-94-0024 "Experimental Verification of Acceleration Feedback Control Strategies for an Active Tendon System," by S.J. Dyke, B.F. Spencer, Jr., P. Quast, M.K. Sain, D.C. Kaspari, Jr. and T.T. Soong, 8/29/94, (PB95-212320, A05, MF-A01).
- NCEER-94-0025 "Seismic Retrofitting Manual for Highway Bridges," Edited by I.G. Buckle and I.F. Friedland, published by the Federal Highway Administration (PB95-212676, A15, MF-A03).
- NCEER-94-0026 "Proceedings from the Fifth U.S.-Japan Workshop on Earthquake Resistant Design of Lifeline Facilities and Countermeasures Against Soil Liquefaction," Edited by T.D. O'Rourke and M. Hamada, 11/7/94, (PB95-220802, A99, MF-E08).



- NCEER-95-0001 “Experimental and Analytical Investigation of Seismic Retrofit of Structures with Supplemental Damping: Part 1 - Fluid Viscous Damping Devices,” by A.M. Reinhorn, C. Li and M.C. Constantinou, 1/3/95, (PB95-266599, A09, MF-A02).
- NCEER-95-0002 “Experimental and Analytical Study of Low-Cycle Fatigue Behavior of Semi-Rigid Top-And-Seat Angle Connections,” by G. Pekcan, J.B. Mander and S.S. Chen, 1/5/95, (PB95-220042, A07, MF-A02).
- NCEER-95-0003 “NCEER-ATC Joint Study on Fragility of Buildings,” by T. Anagnos, C. Rojahn and A.S. Kiremidjian, 1/20/95, (PB95-220026, A06, MF-A02).
- NCEER-95-0004 “Nonlinear Control Algorithms for Peak Response Reduction,” by Z. Wu, T.T. Soong, V. Gattulli and R.C. Lin, 2/16/95, (PB95-220349, A05, MF-A01).
- NCEER-95-0005 “Pipeline Replacement Feasibility Study: A Methodology for Minimizing Seismic and Corrosion Risks to Underground Natural Gas Pipelines,” by R.T. Eguchi, H.A. Seligson and D.G. Honegger, 3/2/95, (PB95-252326, A06, MF-A02).
- NCEER-95-0006 “Evaluation of Seismic Performance of an 11-Story Frame Building During the 1994 Northridge Earthquake,” by F. Naeim, R. DiSulio, K. Benuska, A. Reinhorn and C. Li, to be published.
- NCEER-95-0007 “Prioritization of Bridges for Seismic Retrofitting,” by N. Basöz and A.S. Kiremidjian, 4/24/95, (PB95-252300, A08, MF-A02).
- NCEER-95-0008 “Method for Developing Motion Damage Relationships for Reinforced Concrete Frames,” by A. Singhal and A.S. Kiremidjian, 5/11/95, (PB95-266607, A06, MF-A02).
- NCEER-95-0009 “Experimental and Analytical Investigation of Seismic Retrofit of Structures with Supplemental Damping: Part II - Friction Devices,” by C. Li and A.M. Reinhorn, 7/6/95, (PB96-128087, A11, MF-A03).
- NCEER-95-0010 “Experimental Performance and Analytical Study of a Non-Ductile Reinforced Concrete Frame Structure Retrofitted with Elastomeric Spring Dampers,” by G. Pekcan, J.B. Mander and S.S. Chen, 7/14/95, (PB96-137161, A08, MF-A02).
- NCEER-95-0011 “Development and Experimental Study of Semi-Active Fluid Damping Devices for Seismic Protection of Structures,” by M.D. Symans and M.C. Constantinou, 8/3/95, (PB96-136940, A23, MF-A04).
- NCEER-95-0012 “Real-Time Structural Parameter Modification (RSPM): Development of Innervated Structures,” by Z. Liang, M. Tong and G.C. Lee, 4/11/95, (PB96-137153, A06, MF-A01).
- NCEER-95-0013 “Experimental and Analytical Investigation of Seismic Retrofit of Structures with Supplemental Damping: Part III - Viscous Damping Walls,” by A.M. Reinhorn and C. Li, 10/1/95, (PB96-176409, A11, MF-A03).
- NCEER-95-0014 “Seismic Fragility Analysis of Equipment and Structures in a Memphis Electric Substation,” by J-R. Huo and H.H.M. Hwang, 8/10/95, (PB96-128087, A09, MF-A02).
- NCEER-95-0015 “The Hanshin-Awaji Earthquake of January 17, 1995: Performance of Lifelines,” Edited by M. Shinozuka, 11/3/95, (PB96-176383, A15, MF-A03).
- NCEER-95-0016 “Highway Culvert Performance During Earthquakes,” by T.L. Youd and C.J. Beckman, available as NCEER-96-0015.
- NCEER-95-0017 “The Hanshin-Awaji Earthquake of January 17, 1995: Performance of Highway Bridges,” Edited by I.G. Buckle, 12/1/95, to be published.
- NCEER-95-0018 “Modeling of Masonry Infill Panels for Structural Analysis,” by A.M. Reinhorn, A. Madan, R.E. Valles, Y. Reichmann and J.B. Mander, 12/8/95, (PB97-110886, MF-A01, A06).
- NCEER-95-0019 “Optimal Polynomial Control for Linear and Nonlinear Structures,” by A.K. Agrawal and J.N. Yang, 12/11/95, (PB96-168737, A07, MF-A02).

- NCEER-95-0020 “Retrofit of Non-Ductile Reinforced Concrete Frames Using Friction Dampers,” by R.S. Rao, P. Gergely and R.N. White, 12/22/95, (PB97-133508, A10, MF-A02).
- NCEER-95-0021 “Parametric Results for Seismic Response of Pile-Supported Bridge Bents,” by G. Mylonakis, A. Nikolaou and G. Gazetas, 12/22/95, (PB97-100242, A12, MF-A03).
- NCEER-95-0022 “Kinematic Bending Moments in Seismically Stressed Piles,” by A. Nikolaou, G. Mylonakis and G. Gazetas, 12/23/95, (PB97-113914, MF-A03, A13).
- NCEER-96-0001 “Dynamic Response of Unreinforced Masonry Buildings with Flexible Diaphragms,” by A.C. Costley and D.P. Abrams, 10/10/96, (PB97-133573, MF-A03, A15).
- NCEER-96-0002 “State of the Art Review: Foundations and Retaining Structures,” by I. Po Lam, to be published.
- NCEER-96-0003 “Ductility of Rectangular Reinforced Concrete Bridge Columns with Moderate Confinement,” by N. Wehbe, M. Saiidi, D. Sanders and B. Douglas, 11/7/96, (PB97-133557, A06, MF-A02).
- NCEER-96-0004 “Proceedings of the Long-Span Bridge Seismic Research Workshop,” edited by I.G. Buckle and I.M. Friedland, to be published.
- NCEER-96-0005 “Establish Representative Pier Types for Comprehensive Study: Eastern United States,” by J. Kulicki and Z. Prucz, 5/28/96, (PB98-119217, A07, MF-A02).
- NCEER-96-0006 “Establish Representative Pier Types for Comprehensive Study: Western United States,” by R. Imbsen, R.A. Schamber and T.A. Osterkamp, 5/28/96, (PB98-118607, A07, MF-A02).
- NCEER-96-0007 “Nonlinear Control Techniques for Dynamical Systems with Uncertain Parameters,” by R.G. Ghanem and M.I. Bujakov, 5/27/96, (PB97-100259, A17, MF-A03).
- NCEER-96-0008 “Seismic Evaluation of a 30-Year Old Non-Ductile Highway Bridge Pier and Its Retrofit,” by J.B. Mander, B. Mahmoodzadegan, S. Bhadra and S.S. Chen, 5/31/96, (PB97-110902, MF-A03, A10).
- NCEER-96-0009 “Seismic Performance of a Model Reinforced Concrete Bridge Pier Before and After Retrofit,” by J.B. Mander, J.H. Kim and C.A. Ligozio, 5/31/96, (PB97-110910, MF-A02, A10).
- NCEER-96-0010 “IDARC2D Version 4.0: A Computer Program for the Inelastic Damage Analysis of Buildings,” by R.E. Valles, A.M. Reinhorn, S.K. Kunnath, C. Li and A. Madan, 6/3/96, (PB97-100234, A17, MF-A03).
- NCEER-96-0011 “Estimation of the Economic Impact of Multiple Lifeline Disruption: Memphis Light, Gas and Water Division Case Study,” by S.E. Chang, H.A. Seligson and R.T. Eguchi, 8/16/96, (PB97-133490, A11, MF-A03).
- NCEER-96-0012 “Proceedings from the Sixth Japan-U.S. Workshop on Earthquake Resistant Design of Lifeline Facilities and Countermeasures Against Soil Liquefaction, Edited by M. Hamada and T. O’Rourke, 9/11/96, (PB97-133581, A99, MF-A06).
- NCEER-96-0013 “Chemical Hazards, Mitigation and Preparedness in Areas of High Seismic Risk: A Methodology for Estimating the Risk of Post-Earthquake Hazardous Materials Release,” by H.A. Seligson, R.T. Eguchi, K.J. Tierney and K. Richmond, 11/7/96, (PB97-133565, MF-A02, A08).
- NCEER-96-0014 “Response of Steel Bridge Bearings to Reversed Cyclic Loading,” by J.B. Mander, D-K. Kim, S.S. Chen and G.J. Premus, 11/13/96, (PB97-140735, A12, MF-A03).
- NCEER-96-0015 “Highway Culvert Performance During Past Earthquakes,” by T.L. Youd and C.J. Beckman, 11/25/96, (PB97-133532, A06, MF-A01).
- NCEER-97-0001 “Evaluation, Prevention and Mitigation of Pounding Effects in Building Structures,” by R.E. Valles and A.M. Reinhorn, 2/20/97, (PB97-159552, A14, MF-A03).
- NCEER-97-0002 “Seismic Design Criteria for Bridges and Other Highway Structures,” by C. Rojahn, R. Mayes, D.G. Anderson, J. Clark, J.H. Hom, R.V. Nutt and M.J. O’Rourke, 4/30/97, (PB97-194658, A06, MF-A03).

- NCEER-97-0003 "Proceedings of the U.S.-Italian Workshop on Seismic Evaluation and Retrofit," Edited by D.P. Abrams and G.M. Calvi, 3/19/97, (PB97-194666, A13, MF-A03).
- NCEER-97-0004 "Investigation of Seismic Response of Buildings with Linear and Nonlinear Fluid Viscous Dampers," by A.A. Seleemah and M.C. Constantinou, 5/21/97, (PB98-109002, A15, MF-A03).
- NCEER-97-0005 "Proceedings of the Workshop on Earthquake Engineering Frontiers in Transportation Facilities," edited by G.C. Lee and I.M. Friedland, 8/29/97, (PB98-128911, A25, MR-A04).
- NCEER-97-0006 "Cumulative Seismic Damage of Reinforced Concrete Bridge Piers," by S.K. Kunnath, A. El-Bahy, A. Taylor and W. Stone, 9/2/97, (PB98-108814, A11, MF-A03).
- NCEER-97-0007 "Structural Details to Accommodate Seismic Movements of Highway Bridges and Retaining Walls," by R.A. Imbsen, R.A. Schamber, E. Thorkildsen, A. Kartoum, B.T. Martin, T.N. Rosser and J.M. Kulicki, 9/3/97, (PB98-108996, A09, MF-A02).
- NCEER-97-0008 "A Method for Earthquake Motion-Damage Relationships with Application to Reinforced Concrete Frames," by A. Singhal and A.S. Kiremidjian, 9/10/97, (PB98-108988, A13, MF-A03).
- NCEER-97-0009 "Seismic Analysis and Design of Bridge Abutments Considering Sliding and Rotation," by K. Fishman and R. Richards, Jr., 9/15/97, (PB98-108897, A06, MF-A02).
- NCEER-97-0010 "Proceedings of the FHWA/NCEER Workshop on the National Representation of Seismic Ground Motion for New and Existing Highway Facilities," edited by I.M. Friedland, M.S. Power and R.L. Mayes, 9/22/97, (PB98-128903, A21, MF-A04).
- NCEER-97-0011 "Seismic Analysis for Design or Retrofit of Gravity Bridge Abutments," by K.L. Fishman, R. Richards, Jr. and R.C. Divito, 10/2/97, (PB98-128937, A08, MF-A02).
- NCEER-97-0012 "Evaluation of Simplified Methods of Analysis for Yielding Structures," by P. Tsopelas, M.C. Constantinou, C.A. Kircher and A.S. Whittaker, 10/31/97, (PB98-128929, A10, MF-A03).
- NCEER-97-0013 "Seismic Design of Bridge Columns Based on Control and Repairability of Damage," by C-T. Cheng and J.B. Mander, 12/8/97, (PB98-144249, A11, MF-A03).
- NCEER-97-0014 "Seismic Resistance of Bridge Piers Based on Damage Avoidance Design," by J.B. Mander and C-T. Cheng, 12/10/97, (PB98-144223, A09, MF-A02).
- NCEER-97-0015 "Seismic Response of Nominally Symmetric Systems with Strength Uncertainty," by S. Balopoulou and M. Grigoriu, 12/23/97, (PB98-153422, A11, MF-A03).
- NCEER-97-0016 "Evaluation of Seismic Retrofit Methods for Reinforced Concrete Bridge Columns," by T.J. Wipf, F.W. Klaiber and F.M. Russo, 12/28/97, (PB98-144215, A12, MF-A03).
- NCEER-97-0017 "Seismic Fragility of Existing Conventional Reinforced Concrete Highway Bridges," by C.L. Mullen and A.S. Cakmak, 12/30/97, (PB98-153406, A08, MF-A02).
- NCEER-97-0018 "Loss Assessment of Memphis Buildings," edited by D.P. Abrams and M. Shinozuka, 12/31/97, (PB98-144231, A13, MF-A03).
- NCEER-97-0019 "Seismic Evaluation of Frames with Infill Walls Using Quasi-static Experiments," by K.M. Mosalam, R.N. White and P. Gergely, 12/31/97, (PB98-153455, A07, MF-A02).
- NCEER-97-0020 "Seismic Evaluation of Frames with Infill Walls Using Pseudo-dynamic Experiments," by K.M. Mosalam, R.N. White and P. Gergely, 12/31/97, (PB98-153430, A07, MF-A02).
- NCEER-97-0021 "Computational Strategies for Frames with Infill Walls: Discrete and Smeared Crack Analyses and Seismic Fragility," by K.M. Mosalam, R.N. White and P. Gergely, 12/31/97, (PB98-153414, A10, MF-A02).

- NCEER-97-0022 "Proceedings of the NCEER Workshop on Evaluation of Liquefaction Resistance of Soils," edited by T.L. Youd and I.M. Idriss, 12/31/97, (PB98-155617, A15, MF-A03).
- MCEER-98-0001 "Extraction of Nonlinear Hysteretic Properties of Seismically Isolated Bridges from Quick-Release Field Tests," by Q. Chen, B.M. Douglas, E.M. Maragakis and I.G. Buckle, 5/26/98, (PB99-118838, A06, MF-A01).
- MCEER-98-0002 "Methodologies for Evaluating the Importance of Highway Bridges," by A. Thomas, S. Eshenaur and J. Kulicki, 5/29/98, (PB99-118846, A10, MF-A02).
- MCEER-98-0003 "Capacity Design of Bridge Piers and the Analysis of Overstrength," by J.B. Mander, A. Dutta and P. Goel, 6/1/98, (PB99-118853, A09, MF-A02).
- MCEER-98-0004 "Evaluation of Bridge Damage Data from the Loma Prieta and Northridge, California Earthquakes," by N. Basoz and A. Kiremidjian, 6/2/98, (PB99-118861, A15, MF-A03).
- MCEER-98-0005 "Screening Guide for Rapid Assessment of Liquefaction Hazard at Highway Bridge Sites," by T. L. Youd, 6/16/98, (PB99-118879, A06, not available on microfiche).
- MCEER-98-0006 "Structural Steel and Steel/Concrete Interface Details for Bridges," by P. Ritchie, N. Kaulh and J. Kulicki, 7/13/98, (PB99-118945, A06, MF-A01).
- MCEER-98-0007 "Capacity Design and Fatigue Analysis of Confined Concrete Columns," by A. Dutta and J.B. Mander, 7/14/98, (PB99-118960, A14, MF-A03).
- MCEER-98-0008 "Proceedings of the Workshop on Performance Criteria for Telecommunication Services Under Earthquake Conditions," edited by A.J. Schiff, 7/15/98, (PB99-118952, A08, MF-A02).
- MCEER-98-0009 "Fatigue Analysis of Unconfined Concrete Columns," by J.B. Mander, A. Dutta and J.H. Kim, 9/12/98, (PB99-123655, A10, MF-A02).
- MCEER-98-0010 "Centrifuge Modeling of Cyclic Lateral Response of Pile-Cap Systems and Seat-Type Abutments in Dry Sands," by A.D. Gadre and R. Dobry, 10/2/98, (PB99-123606, A13, MF-A03).
- MCEER-98-0011 "IDARC-BRIDGE: A Computational Platform for Seismic Damage Assessment of Bridge Structures," by A.M. Reinhorn, V. Simeonov, G. Mylonakis and Y. Reichman, 10/2/98, (PB99-162919, A15, MF-A03).
- MCEER-98-0012 "Experimental Investigation of the Dynamic Response of Two Bridges Before and After Retrofitting with Elastomeric Bearings," by D.A. Wendichansky, S.S. Chen and J.B. Mander, 10/2/98, (PB99-162927, A15, MF-A03).
- MCEER-98-0013 "Design Procedures for Hinge Restrainers and Hinge Sear Width for Multiple-Frame Bridges," by R. Des Roches and G.L. Fenves, 11/3/98, (PB99-140477, A13, MF-A03).
- MCEER-98-0014 "Response Modification Factors for Seismically Isolated Bridges," by M.C. Constantinou and J.K. Quarshie, 11/3/98, (PB99-140485, A14, MF-A03).
- MCEER-98-0015 "Proceedings of the U.S.-Italy Workshop on Seismic Protective Systems for Bridges," edited by I.M. Friedland and M.C. Constantinou, 11/3/98, (PB2000-101711, A22, MF-A04).
- MCEER-98-0016 "Appropriate Seismic Reliability for Critical Equipment Systems: Recommendations Based on Regional Analysis of Financial and Life Loss," by K. Porter, C. Scawthorn, C. Taylor and N. Blais, 11/10/98, (PB99-157265, A08, MF-A02).
- MCEER-98-0017 "Proceedings of the U.S. Japan Joint Seminar on Civil Infrastructure Systems Research," edited by M. Shinozuka and A. Rose, 11/12/98, (PB99-156713, A16, MF-A03).
- MCEER-98-0018 "Modeling of Pile Footings and Drilled Shafts for Seismic Design," by I. PoLam, M. Kapuskar and D. Chaudhuri, 12/21/98, (PB99-157257, A09, MF-A02).

- MCEER-99-0001 "Seismic Evaluation of a Masonry Infilled Reinforced Concrete Frame by Pseudodynamic Testing," by S.G. Buonopane and R.N. White, 2/16/99, (PB99-162851, A09, MF-A02).
- MCEER-99-0002 "Response History Analysis of Structures with Seismic Isolation and Energy Dissipation Systems: Verification Examples for Program SAP2000," by J. Scheller and M.C. Constantinou, 2/22/99, (PB99-162869, A08, MF-A02).
- MCEER-99-0003 "Experimental Study on the Seismic Design and Retrofit of Bridge Columns Including Axial Load Effects," by A. Dutta, T. Kokorina and J.B. Mander, 2/22/99, (PB99-162877, A09, MF-A02).
- MCEER-99-0004 "Experimental Study of Bridge Elastomeric and Other Isolation and Energy Dissipation Systems with Emphasis on Uplift Prevention and High Velocity Near-source Seismic Excitation," by A. Kasalanati and M. C. Constantinou, 2/26/99, (PB99-162885, A12, MF-A03).
- MCEER-99-0005 "Truss Modeling of Reinforced Concrete Shear-flexure Behavior," by J.H. Kim and J.B. Mander, 3/8/99, (PB99-163693, A12, MF-A03).
- MCEER-99-0006 "Experimental Investigation and Computational Modeling of Seismic Response of a 1:4 Scale Model Steel Structure with a Load Balancing Supplemental Damping System," by G. Pekcan, J.B. Mander and S.S. Chen, 4/2/99, (PB99-162893, A11, MF-A03).
- MCEER-99-0007 "Effect of Vertical Ground Motions on the Structural Response of Highway Bridges," by M.R. Button, C.J. Cronin and R.L. Mayes, 4/10/99, (PB2000-101411, A10, MF-A03).
- MCEER-99-0008 "Seismic Reliability Assessment of Critical Facilities: A Handbook, Supporting Documentation, and Model Code Provisions," by G.S. Johnson, R.E. Sheppard, M.D. Quilici, S.J. Eder and C.R. Scawthorn, 4/12/99, (PB2000-101701, A18, MF-A04).
- MCEER-99-0009 "Impact Assessment of Selected MCEER Highway Project Research on the Seismic Design of Highway Structures," by C. Rojahn, R. Mayes, D.G. Anderson, J.H. Clark, D'Appolonia Engineering, S. Gloyd and R.V. Nutt, 4/14/99, (PB99-162901, A10, MF-A02).
- MCEER-99-0010 "Site Factors and Site Categories in Seismic Codes," by R. Dobry, R. Ramos and M.S. Power, 7/19/99, (PB2000-101705, A08, MF-A02).
- MCEER-99-0011 "Restrainer Design Procedures for Multi-Span Simply-Supported Bridges," by M.J. Randall, M. Saiidi, E. Maragakis and T. Isakovic, 7/20/99, (PB2000-101702, A10, MF-A02).
- MCEER-99-0012 "Property Modification Factors for Seismic Isolation Bearings," by M.C. Constantinou, P. Tsopelas, A. Kasalanati and E. Wolff, 7/20/99, (PB2000-103387, A11, MF-A03).
- MCEER-99-0013 "Critical Seismic Issues for Existing Steel Bridges," by P. Ritchie, N. Kauh and J. Kulicki, 7/20/99, (PB2000-101697, A09, MF-A02).
- MCEER-99-0014 "Nonstructural Damage Database," by A. Kao, T.T. Soong and A. Vender, 7/24/99, (PB2000-101407, A06, MF-A01).
- MCEER-99-0015 "Guide to Remedial Measures for Liquefaction Mitigation at Existing Highway Bridge Sites," by H.G. Cooke and J. K. Mitchell, 7/26/99, (PB2000-101703, A11, MF-A03).
- MCEER-99-0016 "Proceedings of the MCEER Workshop on Ground Motion Methodologies for the Eastern United States," edited by N. Abrahamson and A. Becker, 8/11/99, (PB2000-103385, A07, MF-A02).
- MCEER-99-0017 "Quindío, Colombia Earthquake of January 25, 1999: Reconnaissance Report," by A.P. Asfura and P.J. Flores, 10/4/99, (PB2000-106893, A06, MF-A01).
- MCEER-99-0018 "Hysteretic Models for Cyclic Behavior of Deteriorating Inelastic Structures," by M.V. Sivaselvan and A.M. Reinhorn, 11/5/99, (PB2000-103386, A08, MF-A02).

- MCEER-99-0019 "Proceedings of the 7<sup>th</sup> U.S.- Japan Workshop on Earthquake Resistant Design of Lifeline Facilities and Countermeasures Against Soil Liquefaction," edited by T.D. O'Rourke, J.P. Bardet and M. Hamada, 11/19/99, (PB2000-103354, A99, MF-A06).
- MCEER-99-0020 "Development of Measurement Capability for Micro-Vibration Evaluations with Application to Chip Fabrication Facilities," by G.C. Lee, Z. Liang, J.W. Song, J.D. Shen and W.C. Liu, 12/1/99, (PB2000-105993, A08, MF-A02).
- MCEER-99-0021 "Design and Retrofit Methodology for Building Structures with Supplemental Energy Dissipating Systems," by G. Pekcan, J.B. Mander and S.S. Chen, 12/31/99, (PB2000-105994, A11, MF-A03).
- MCEER-00-0001 "The Marmara, Turkey Earthquake of August 17, 1999: Reconnaissance Report," edited by C. Scawthorn; with major contributions by M. Bruneau, R. Eguchi, T. Holzer, G. Johnson, J. Mander, J. Mitchell, W. Mitchell, A. Papageorgiou, C. Scaethorn, and G. Webb, 3/23/00, (PB2000-106200, A11, MF-A03).
- MCEER-00-0002 "Proceedings of the MCEER Workshop for Seismic Hazard Mitigation of Health Care Facilities," edited by G.C. Lee, M. Ettouney, M. Grigoriu, J. Hauer and J. Nigg, 3/29/00, (PB2000-106892, A08, MF-A02).
- MCEER-00-0003 "The Chi-Chi, Taiwan Earthquake of September 21, 1999: Reconnaissance Report," edited by G.C. Lee and C.H. Loh, with major contributions by G.C. Lee, M. Bruneau, I.G. Buckle, S.E. Chang, P.J. Flores, T.D. O'Rourke, M. Shinozuka, T.T. Soong, C-H. Loh, K-C. Chang, Z-J. Chen, J-S. Hwang, M-L. Lin, G-Y. Liu, K-C. Tsai, G.C. Yao and C-L. Yen, 4/30/00, (PB2001-100980, A10, MF-A02).
- MCEER-00-0004 "Seismic Retrofit of End-Sway Frames of Steel Deck-Truss Bridges with a Supplemental Tendon System: Experimental and Analytical Investigation," by G. Pekcan, J.B. Mander and S.S. Chen, 7/1/00, (PB2001-100982, A10, MF-A02).
- MCEER-00-0005 "Sliding Fragility of Unrestrained Equipment in Critical Facilities," by W.H. Chong and T.T. Soong, 7/5/00, (PB2001-100983, A08, MF-A02).
- MCEER-00-0006 "Seismic Response of Reinforced Concrete Bridge Pier Walls in the Weak Direction," by N. Abo-Shadi, M. Saiidi and D. Sanders, 7/17/00, (PB2001-100981, A17, MF-A03).
- MCEER-00-0007 "Low-Cycle Fatigue Behavior of Longitudinal Reinforcement in Reinforced Concrete Bridge Columns," by J. Brown and S.K. Kunnath, 7/23/00, (PB2001-104392, A08, MF-A02).
- MCEER-00-0008 "Soil Structure Interaction of Bridges for Seismic Analysis," I. PoLam and H. Law, 9/25/00, (PB2001-105397, A08, MF-A02).
- MCEER-00-0009 "Proceedings of the First MCEER Workshop on Mitigation of Earthquake Disaster by Advanced Technologies (MEDAT-1), edited by M. Shinozuka, D.J. Inman and T.D. O'Rourke, 11/10/00, (PB2001-105399, A14, MF-A03).
- MCEER-00-0010 "Development and Evaluation of Simplified Procedures for Analysis and Design of Buildings with Passive Energy Dissipation Systems," by O.M. Ramirez, M.C. Constantinou, C.A. Kircher, A.S. Whittaker, M.W. Johnson, J.D. Gomez and C. Chrysostomou, 11/16/01, (PB2001-105523, A23, MF-A04).
- MCEER-00-0011 "Dynamic Soil-Foundation-Structure Interaction Analyses of Large Caissons," by C-Y. Chang, C-M. Mok, Z-L. Wang, R. Settgast, F. Waggoner, M.A. Ketchum, H.M. Gonnermann and C-C. Chin, 12/30/00, (PB2001-104373, A07, MF-A02).
- MCEER-00-0012 "Experimental Evaluation of Seismic Performance of Bridge Restrainers," by A.G. Vlassis, E.M. Maragakis and M. Saiid Saiidi, 12/30/00, (PB2001-104354, A09, MF-A02).
- MCEER-00-0013 "Effect of Spatial Variation of Ground Motion on Highway Structures," by M. Shinozuka, V. Saxena and G. Deodatis, 12/31/00, (PB2001-108755, A13, MF-A03).
- MCEER-00-0014 "A Risk-Based Methodology for Assessing the Seismic Performance of Highway Systems," by S.D. Werner, C.E. Taylor, J.E. Moore, II, J.S. Walton and S. Cho, 12/31/00, (PB2001-108756, A14, MF-A03).

- MCEER-01-0001 "Experimental Investigation of P-Delta Effects to Collapse During Earthquakes," by D. Vian and M. Bruneau, 6/25/01, (PB2002-100534, A17, MF-A03).
- MCEER-01-0002 "Proceedings of the Second MCEER Workshop on Mitigation of Earthquake Disaster by Advanced Technologies (MEDAT-2)," edited by M. Bruneau and D.J. Inman, 7/23/01, (PB2002-100434, A16, MF-A03).
- MCEER-01-0003 "Sensitivity Analysis of Dynamic Systems Subjected to Seismic Loads," by C. Roth and M. Grigoriu, 9/18/01, (PB2003-100884, A12, MF-A03).
- MCEER-01-0004 "Overcoming Obstacles to Implementing Earthquake Hazard Mitigation Policies: Stage 1 Report," by D.J. Alesch and W.J. Petak, 12/17/01, (PB2002-107949, A07, MF-A02).
- MCEER-01-0005 "Updating Real-Time Earthquake Loss Estimates: Methods, Problems and Insights," by C.E. Taylor, S.E. Chang and R.T. Eguchi, 12/17/01, (PB2002-107948, A05, MF-A01).
- MCEER-01-0006 "Experimental Investigation and Retrofit of Steel Pile Foundations and Pile Bents Under Cyclic Lateral Loadings," by A. Shama, J. Mander, B. Blabac and S. Chen, 12/31/01, (PB2002-107950, A13, MF-A03).
- MCEER-02-0001 "Assessment of Performance of Bolu Viaduct in the 1999 Duzce Earthquake in Turkey" by P.C. Roussis, M.C. Constantinou, M. Erdik, E. Durukal and M. Dicleli, 5/8/02, (PB2003-100883, A08, MF-A02).
- MCEER-02-0002 "Seismic Behavior of Rail Counterweight Systems of Elevators in Buildings," by M.P. Singh, Rildova and L.E. Suarez, 5/27/02. (PB2003-100882, A11, MF-A03).
- MCEER-02-0003 "Development of Analysis and Design Procedures for Spread Footings," by G. Mylonakis, G. Gazetas, S. Nikolaou and A. Chauncey, 10/02/02, (PB2004-101636, A13, MF-A03, CD-A13).
- MCEER-02-0004 "Bare-Earth Algorithms for Use with SAR and LIDAR Digital Elevation Models," by C.K. Huyck, R.T. Eguchi and B. Houshmand, 10/16/02, (PB2004-101637, A07, CD-A07).
- MCEER-02-0005 "Review of Energy Dissipation of Compression Members in Concentrically Braced Frames," by K.Lee and M. Bruneau, 10/18/02, (PB2004-101638, A10, CD-A10).
- MCEER-03-0001 "Experimental Investigation of Light-Gauge Steel Plate Shear Walls for the Seismic Retrofit of Buildings" by J. Berman and M. Bruneau, 5/2/03, (PB2004-101622, A10, MF-A03, CD-A10).
- MCEER-03-0002 "Statistical Analysis of Fragility Curves," by M. Shinozuka, M.Q. Feng, H. Kim, T. Uzawa and T. Ueda, 6/16/03, (PB2004-101849, A09, CD-A09).
- MCEER-03-0003 "Proceedings of the Eighth U.S.-Japan Workshop on Earthquake Resistant Design of Lifeline Facilities and Countermeasures Against Liquefaction," edited by M. Hamada, J.P. Bardet and T.D. O'Rourke, 6/30/03, (PB2004-104386, A99, CD-A99).
- MCEER-03-0004 "Proceedings of the PRC-US Workshop on Seismic Analysis and Design of Special Bridges," edited by L.C. Fan and G.C. Lee, 7/15/03, (PB2004-104387, A14, CD-A14).
- MCEER-03-0005 "Urban Disaster Recovery: A Framework and Simulation Model," by S.B. Miles and S.E. Chang, 7/25/03, (PB2004-104388, A07, CD-A07).
- MCEER-03-0006 "Behavior of Underground Piping Joints Due to Static and Dynamic Loading," by R.D. Meis, M. Maragakis and R. Siddharthan, 11/17/03, (PB2005-102194, A13, MF-A03, CD-A00).
- MCEER-03-0007 "Seismic Vulnerability of Timber Bridges and Timber Substructures," by A.A. Shama, J.B. Mander, I.M. Friedland and D.R. Allicock, 12/15/03.
- MCEER-04-0001 "Experimental Study of Seismic Isolation Systems with Emphasis on Secondary System Response and Verification of Accuracy of Dynamic Response History Analysis Methods," by E. Wolff and M. Constantinou, 1/16/04 (PB2005-102195, A99, MF-E08, CD-A00).

- MCEER-04-0002 “Tension, Compression and Cyclic Testing of Engineered Cementitious Composite Materials,” by K. Kesner and S.L. Billington, 3/1/04, (PB2005-102196, A08, CD-A08).
- MCEER-04-0003 “Cyclic Testing of Braces Laterally Restrained by Steel Studs to Enhance Performance During Earthquakes,” by O.C. Celik, J.W. Berman and M. Bruneau, 3/16/04, (PB2005-102197, A13, MF-A03, CD-A00).
- MCEER-04-0004 “Methodologies for Post Earthquake Building Damage Detection Using SAR and Optical Remote Sensing: Application to the August 17, 1999 Marmara, Turkey Earthquake,” by C.K. Huyck, B.J. Adams, S. Cho, R.T. Eguchi, B. Mansouri and B. Houshmand, 6/15/04, (PB2005-104888, A10, CD-A00).
- MCEER-04-0005 “Nonlinear Structural Analysis Towards Collapse Simulation: A Dynamical Systems Approach,” by M.V. Sivaselvan and A.M. Reinhorn, 6/16/04, (PB2005-104889, A11, MF-A03, CD-A00).
- MCEER-04-0006 “Proceedings of the Second PRC-US Workshop on Seismic Analysis and Design of Special Bridges,” edited by G.C. Lee and L.C. Fan, 6/25/04, (PB2005-104890, A16, CD-A00).
- MCEER-04-0007 “Seismic Vulnerability Evaluation of Axially Loaded Steel Built-up Laced Members,” by K. Lee and M. Bruneau, 6/30/04, (PB2005-104891, A16, CD-A00).
- MCEER-04-0008 “Evaluation of Accuracy of Simplified Methods of Analysis and Design of Buildings with Damping Systems for Near-Fault and for Soft-Soil Seismic Motions,” by E.A. Pavlou and M.C. Constantinou, 8/16/04, (PB2005-104892, A08, MF-A02, CD-A00).
- MCEER-04-0009 “Assessment of Geotechnical Issues in Acute Care Facilities in California,” by M. Lew, T.D. O’Rourke, R. Dobry and M. Koch, 9/15/04, (PB2005-104893, A08, CD-A00).
- MCEER-04-0010 “Scissor-Jack-Damper Energy Dissipation System,” by A.N. Sigaher-Boyle and M.C. Constantinou, 12/1/04.
- MCEER-04-0011 “Seismic Retrofit of Bridge Steel Truss Piers Using a Controlled Rocking Approach,” by M. Pollino and M. Bruneau, 12/20/04.
- MCEER-05-0001 “Experimental and Analytical Studies of Structures Seismically Isolated with an Uplift-Restraint Isolation System,” by P.C. Roussis and M.C. Constantinou, 1/10/05.
- MCEER-05-0002 “A Versatile Experimentation Model for Study of Structures Near Collapse Applied to Seismic Evaluation of Irregular Structures,” by D. Kusumastuti, A.M. Reinhorn and A. Rutenberg, 3/31/05.
- MCEER-05-0003 “Proceedings of the Third PRC-US Workshop on Seismic Analysis and Design of Special Bridges,” edited by L.C. Fan and G.C. Lee, 4/20/05.
- MCEER-05-0004 “Approaches for the Seismic Retrofit of Braced Steel Bridge Piers and Proof-of-Concept Testing of an Eccentrically Braced Frame with Tubular Link,” by J.W. Berman and M. Bruneau, 4/21/05.
- MCEER-05-0005 “Simulation of Strong Ground Motions for Seismic Fragility Evaluation of Nonstructural Components in Hospitals,” by A. Wanitkorkul and A. Filiatrault, 5/26/05.





MULTIDISCIPLINARY CENTER FOR EARTHQUAKE ENGINEERING RESEARCH

*A National Center of Excellence in Advanced Technology Applications*

University at Buffalo, State University of New York

Red Jacket Quadrangle ■ Buffalo, New York 14261

Phone: (716) 645-3391 ■ Fax: (716) 645-3399

E-mail: [mceer@mceermail.buffalo.edu](mailto:mceer@mceermail.buffalo.edu) ■ WWW Site <http://mceer.buffalo.edu>



University at Buffalo *The State University of New York*

ISSN 1520-295X